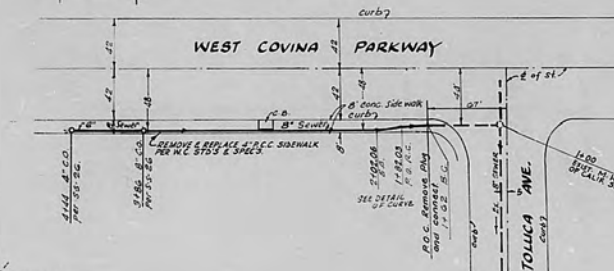
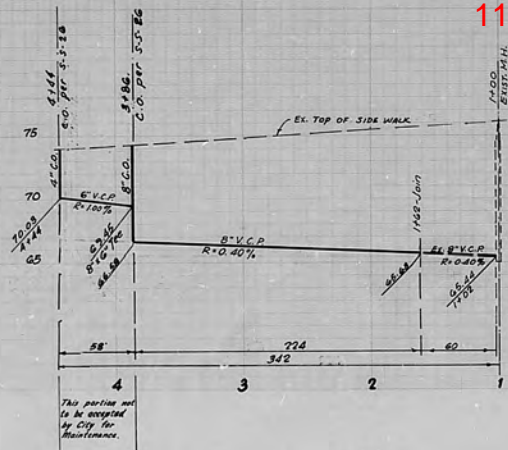
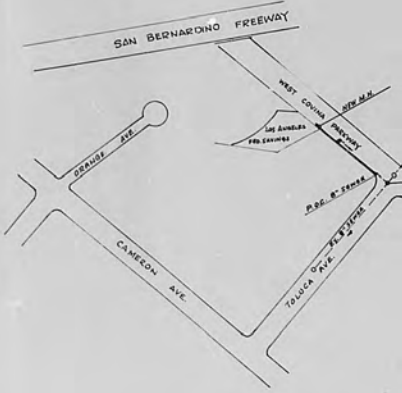


110



GENERAL CONSTRUCTION NOTES

1. All work detailed on these plans shall be constructed to the satisfaction of the City Engineer in accordance with the Standard Specifications for Public Works Construction (latest edition) including all connected and related details prior to the date of approval of these plans and in accordance with the Standard drawings of the City of West Covina unless otherwise specified.
2. The design engineer has investigated all available records of this City and the Utility Companies involved, and all known substructures are shown hereon.
3. Before work commences, the Contractor must obtain a permit to excavate in City streets from the City Engineer.
4. The Contractor shall comply with the requirements for traffic control as outlined in the Manual of Manning Signs, Lights, and Devices for use in Performance of Work Upon Highways (latest edition) as issued by the Dept. of Public Works of the State of Calif. in compliance with Sec. 21406 of the Calif. Vehicle Code.
5. The finished surface of the roadway is to conform to a uniform transition between grades shown between and between in place. Where necessary, the Contractor must remove a portion of existing pavement and resurface to provide a smooth joint.
6. Section 282-2.41 of the Standard Specifications is modified so that in no event shall expansion joints be more than 20 feet apart.
7. Crushed aggregate base material shall conform to the gradation of Section 280-2.2 of the Standard Specifications.
8. All asphaltic concrete pavement shall be Type 1.
9. Before breaking into any existing sewer structure and before final acceptance of any sewer installation work, the County Sanitation District (942-8848) shall be notified and arrangements made for required inspection.
10. All sewers shall be constructed of vitrified clay pipe which shall conform to Section 297.8 of the Standard Specifications.
11. Bench mark data - 8 M 8 D, LA County Road Dept. B.M. 86 39.02 Top of 21 curb of Cameron Ave., 2' E of E.C.R. 16 1/2' cor. of Cameron & Bridge, Elev. = 169 00.0
12. Standard Plans specified for this project:  
 - 340 Sewer Method - 5-22-51 & City of West Covina  
 - 414 Form & Cover - 5-2-51



INDEX MAP  
SCALE 1"=200'

NOTICE: BEFORE BEING CONSTRUCTION ON A COUNTY SANITATION DISTRICT SEWER AND FROM THE FINAL ACCEPTANCE OF THE PROJECT CONSTRUCTION INSPECTOR SHALL BE ADVISED BY PHONE OR IN WRITING OF ANY REQUIRED INSPECTION TIME TO MAKE.

LOS ANGELES COUNTY SANITATION DISTRICT 22  
 J.D. PARKHURST - CHIEF ENGINEER  
 APPROVED BY *[Signature]*  
 DISTRICT OFFICE ENGINEER

PLANS PREPARED UNDER THE DIRECTION OF  
*[Signature]*  
**GRACE AND ASSOCIATES**  
 ARCHITECT - ENGINEERS - PLANNERS  
 244 BUSINESS CENTER DRIVE, IRVINE, CALIF. 92604-SUITE 105  
 TEL. 714-792-1888

**A6 BUILT**

CITY OF WEST COVINA  
**PLAN AND PROFILE  
 OF SANITARY SEWER FOR  
 LOS ANGELES FEDERAL SAVINGS**

APPROVED BY *[Signature]*  
 DISTRICT ENGINEER 5-22-51  
 DISTRICT ENGINEER 5-22-51  
 N.J.P. & J.W. P.R. 676  
 1854 9-22-76  
 SHEET 1 OF 1 WORK NO. SP-420

DATE	BY	DESCRIPTION OF REVISION	APPROVED
0-24-75	DPV	Design Change from Sta. 5+86 to 4+44	