

**Cost of Services  
Study for the  
City of West Covina**

**August 2023**



Prepared by:  
**Revenue & Cost Specialists, LLC**  
1519 E Chapman Ave, Ste C  
Fullerton, CA 92831  
[www.revenuecost.com](http://www.revenuecost.com)





August 3, 2023

City of West Covina  
1444 W Garvey Avenue  
West Covina, CA 91790

Honorable Mayor, City Council, and City Manager:

This Report is submitted pursuant to our contract with the City to perform a revenue and cost analysis for the City for its services, and this will result in updated user fees for the City of West Covina.

The motivation for this cost of services study is the need of both the City Council and City staff to maintain City's services at a level commensurate with the standards previously set by the City Council, and to maintain effective policy and management control of City services.

RCS wishes to thank all City department heads and staff for their assistance and cooperation extended to us during the accomplishment of our work, without whose aid this Report could not have been produced. The response, awareness and information gathered and supplied by numerous City employees make this Report the sound one we believe it to be.

Respectfully submitted,

A handwritten signature in black ink, appearing to be 'EJ', written over a light blue horizontal line.

ERIC JOHNSON  
President

A handwritten signature in black ink, appearing to be 'CTHAS', written over a light blue horizontal line.

CHU THAI  
Partner

# Table of Contents

EXECUTIVE SUMMARY	5
CHAPTER I – BACKGROUND OF STUDY	7
CHAPTER II – CALCULATING THE FULL COSTS	11
CHAPTER III – COST RECOVERY RECOMMENDATIONS	23
CHAPTER IV – CONCLUSION	35
APPENDIX A – SUMMARY OF CURRENT AND PROPOSED FEES	37
APPENDIX B – SERVICE COST CALCULATION WORKSHEETS	83
APPENDIX C – SUMMARY OF RECREATION SERVICES	565



## EXECUTIVE SUMMARY

Revenue & Cost Specialists (RCS) is pleased to present the City of West Covina with this Cost of Services Study. This study was based on the City of West Covina's adopted FY 2022-23 budget and staffing information and latest fee schedule available to the public.

### Fiscal Impact

If all the recommendations and suggestions made in this study are adopted, the City of West Covina would increase cost recovery by \$1,389,600 on an annual basis. Development services and public safety could achieve the greatest cost recovery from new revenues.

#### Possible New Revenues from Fee Increases – City of West Covina

SERVICE	TOTAL FEE REVENUE	TOTAL SERVICE COST	TOTAL PROFIT/ (SUBSIDY)	PCT. RECOVERY FROM FEES		POSSIBLE NEW REVENUE
				ACTUAL	SUGGEST	
[S-001 to S-099] DEVELOPMENT SERVICES	\$4,449,121	\$3,562,921	\$886,200	124.9%	VAR.	\$194,900
[S-100 to S-214] PUBLIC SAFETY	\$3,439,332	\$14,528,780	(\$11,089,448)	23.7%	VAR.	\$1,176,700
[S-215 to S-226] COMMUNITY SERVICES	\$1,693,830	\$4,283,121	(\$2,589,291)	0.0%	VAR.	\$0
[S-227 to S-238] ADMINISTRATION	\$95,622	\$118,928	(\$23,306)	80.4%	VAR.	\$18,000
ALL FEE SERVICES	\$9,677,905	\$22,493,750	(\$12,815,845)	43.0%		\$1,389,600

While RCS calculates a \$12,815,845 subsidy from all the fee related services, we conservatively estimate \$1,389,600 in possible new revenues, based on factors discussed later in this report. By adopting RCS' recommendations, far more equity between taxpayers and fee-payers would be gained, and the City's financial picture would be improved.

### Comprehensive Approach

West Covina's fee study kicked off in January 2022, followed by a series of focused meetings going into the details of every user fee. All the data were reviewed multiple times to ensure confidence by City staff. The draft and final reports were reviewed by West Covina administration from June 2022 through March 2023. This fee study addressed all departments, providing development services, public works, public safety, community services and administration. This study also produced a cost allocation plan, which calculated the general fund overhead costs.

*If all the recommendations and suggestions made in this Report are adopted, the City of West Covina would increase cost recovery by \$1,389,600 on an annual basis*

RCS' Cost of Services Study did more than calculate the full cost of all city services. This process gave the City an opportunity to add new fees for services which the City is already providing, without a fee. We also recommended removal of fees which are no longer valid and modifying some user fee structures to improve city services. Our comprehensive approach includes a review of city fees and their legal feasibility, a discussion of fee invoicing and collections, and conversation of user fee trends and market demands.

RCS highly encourage the City to adopt updated user fees based on our study, as our findings include fees that are grossly subsidized, no longer valid, can be legally challenged or currently inefficient to use.

**Text Topics**

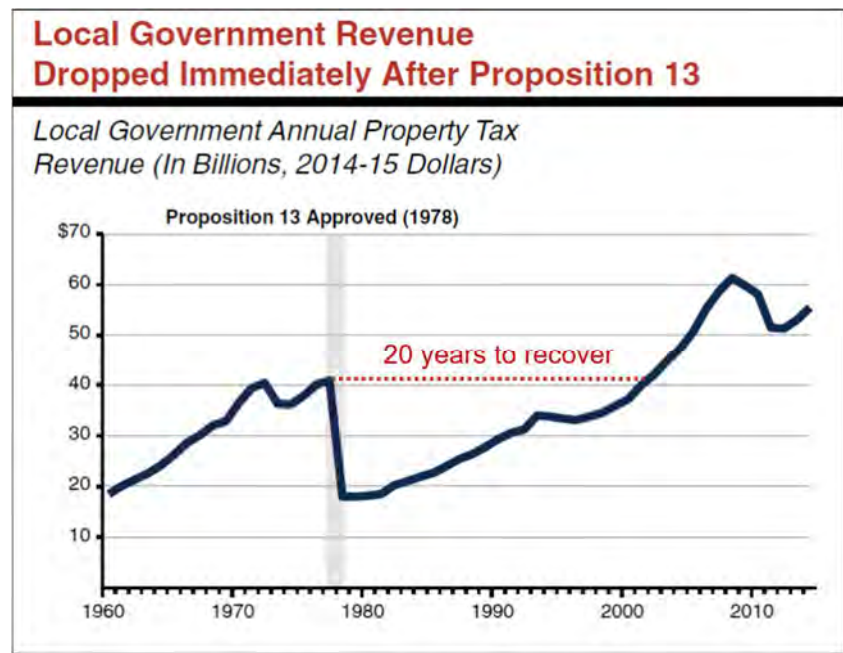
The remaining Chapters of this study address the following topics:

- I. Background of Study
- II. Calculating the Full Costs
- III. Cost Recovery Recommendations
- IV. Conclusion

## CHAPTER I – BACKGROUND OF STUDY

### Impact of Propositions 13, 4, 218 and 26

Proposition 13 passed by California voters in 1978, forever changing city budgets. Prior to 1978, cities and counties balanced their budgets with a property tax formula. The property tax which property owners paid could increase dramatically year over year, creating hardship for those with fixed incomes. Proposition 13 capped property tax rates at 1%, with annual inflation increase no more than 2%. The passage of Proposition 13 immediately reduced property tax payments from homes, businesses and farms by 57%.



*Common Claims About Proposition 13 (2016) – Legislative Analyst’s Office*

The following year, Proposition 4 was passed primarily to clean up language related to taxes and appropriations limits after the wake of Proposition 13. However, there is one phrase in section 8(c) of the proposition text which better defines user charges and user fees.

*“Proceeds of taxes” shall include, but not be restricted to, all tax revenues and the proceeds to an entity of government, from (1) regulatory licenses, user charges, and user fees to the extent that those proceeds exceed the costs reasonably borne by that entity in providing the regulation, product, or service...”*

Restated, any proceeds from user charges and user fees which exceed the “costs reasonably borne” are considered taxes. The legal ability for government agencies to charge fees in California in the

wake of all of the changes wrought by Proposition 13 comes out of that little phrase. The importance, and the deeper meaning, is detailed in this section of the author's intent documents:

*"The phrase 'costs reasonably borne by such entity in providing the regulation, product, or service' is intended to incorporate all appropriations by an entity for reasonable costs appropriate for the continuation of service over time. This includes ongoing expenses such as operation costs and a reasonable allocation for overhead and administration, but it also includes responsible allocations for capital replacement, expansion of services, and repayment of related bond issuances would be considered 'costs reasonably borne'."*

Then, Proposition 218, passed in 1996 and becoming Articles XIIC & D, further restricting municipal utility rates charged on property owners. Prop 13, 4 and 218 have had, and will continue to have, a profound effect on California governments.

But it was left to the passage of Proposition 26, passed in 2010, to codify many of the fee setting practices of the previous 30 years. Article XIII C of the State Constitution was amended to formally declare that fees are not considered taxes if they do not exceed the reasonable costs of the service. Government Code Section 66014 further defined that statement for development fees.

Some of the types of services for which reasonable fees are allowable are:

- A charge imposed for a specific benefit conferred or privilege granted directly to the payor that is not provided to those not charged, and which does not exceed the reasonable costs to the local government of conferring the benefit or granting the privilege.
- A charge imposed for a specific government service or product provided directly to the payor that is not provided to those not charged, and which does not exceed the reasonable costs to the local government of providing the service or product.
- A charge imposed for the reasonable regulatory costs to a local government for issuing licenses and permits, performing investigations, inspections, and audits, enforcing agricultural marketing orders, and the administrative enforcement and adjudication thereof.

Article XIII C also provides that a local government agency must demonstrate that the amount of revenue to be generated by a fee is no more than necessary to cover the reasonable costs of the governmental activity supported by the fee, and that the manner in which those costs are allocated to a payor bear a fair or reasonable relationship to the payor's burdens on, or benefits received



from, the governmental activity. Therefore, a fee on liquor store owners to fund an alcohol education program would not be allowed.

While Proposition 26 was built on the foundations of Propositions 4 and 218, it provided a sharper definition of the reach and limits of service fees, and the courts have looked to it when reviewing fee challenges.

### **Legal Approach to Cost of Services Study**


This report presents the analytical advantages which are available to the City through the institution of a comprehensive system designed by RCS to implement Article XIII B of the California Constitution.

Systematic and Documented Approach. This analysis was designed to provide the City with a systematic and documented approach to understand, control, and recapture the costs which are forced on it by normal service demands, growth and general economic inflation.

Constitutional Methodology. The methodology used for this analysis is the "costs reasonably borne" test established by Section 8(c) of Proposition 4, now Article XIII B of the California Constitution. In following that process, RCS has analyzed the ways in which City services can be financed more equitably to assure the City's future financial viability.

Full Business Costs Determined. The methodology followed by both the Authors of Proposition 4, and consequently by RCS, determines the full business cost of providing the reported City services. It also identifies the beneficiaries of those services and determines if they are paying in relationship to benefits derived or if they are deserving of a subsidy paid from the taxes paid by all local citizens and businesses. Thus, the City Council will have full knowledge and cannot ignore costs which are actually occurring.

Financial Integrity Established. This text summarizes the work accomplished and presents recommendations. These recommendations, if implemented, would firmly establish the financial integrity of the analyzed City services and would establish a continuing cost control system following the business principles which are generally espoused for government, but often are ignored in application.



**THIS PAGE INTENTIONALLY BLANK**

---

## CHAPTER II – CALCULATING THE FULL COSTS

---

There are three basic steps in the process used by RCS to identify and cost out service centers. The first step is to identify the services offered by the City. Next, the service costs are calculated. Finally, the revenue currently received is matched to the cost of providing the service to determine if there is a subsidy from taxes.

### Identifying Service Centers

Two techniques were utilized to identify the service centers for which revenue and cost data were gathered and around which the service cost analysis of this Report is built.

Revenue Analysis. The first technique involved gathering revenue information for the past fiscal year, and then updating and revising the budget estimates for the same revenue sources for the fiscal year during which the analysis was performed by RCS. The Budget and financial reports for the current fiscal year were secured and analyzed. Budgeted and received revenues for all fee-supported services were extracted from those reports, where such information was available. RCS has divided services into far smaller "service centers" than the City has traditionally designated.

Service Center Identification. The second technique involved several scheduled meetings with City staff to identify each type of service being provided with or without charge. In a series of meetings held with City staff, department by department, RCS developed a comprehensive list of services, and then allocated staff time to the appropriate services. This service time was refined over the course of these meetings until all available staff time was allocated and represented an accurate allocation.

### Resultant Service Centers

"Service Center" Defined. The "service revenue," fee or charge for a service, and the related "service cost" comprise a "service center". Each service center has a unique "Revenue and Cost Summary Worksheet" and a matching "Cost Detail Worksheet", which are found in Appendix B of this Report. These "Service Center Worksheets" are matched to one another on facing pages.

Detailed Back-Up Workpapers. The costs are backed up by detailed analyses, which have been turned over to the City in several volumes of work papers and detailed cost distribution reports.

### Basis for Cost of Services

The costs determined by RCS for the various service centers are based on the definitions of "costs reasonably borne" as utilized in Article XIII B (Proposition 4) and as further defined by its Authors in their background documents. The Authors of Proposition 4 intended their full business costing

definitions to be used by California governments. Thus, the City can know and control its costs, using those Constitutionally-set business principles and legally set elements and definitions of “costs reasonably borne”.

Listing of Detailed Full Business Cost Definitions. Thus, the following are put forward by the Authors as the accepted elements of “costs reasonably borne”:

- a) Labor costs
- b) Employee benefit costs
- c) Operational services and supply expenses
- d) Overhead expense
- e) Administrative costs
- f) Start-up costs
- g) Future capital expenses
- h) Capital replacement expense
- i) Costs of expansion of services
- j) Repayment of debt

Authors' Background. It is not surprising that the authors used such business definitions and elements of “cost” as quoted herein. They represented several known business organizations:

- The California Taxpayers Association
- The California Chamber of Commerce
- The National Tax Limitation Committee
- The California Association of Realtors

In effect, the pillars of California business and their thinking were represented, and their ideas were adopted overwhelmingly by the electorate of California at referendum. Thus, by definition, the premises of this report process have a California electoral mandate.

Principle Involved. A basic principle involved in this report was the recognition of those full business costs as used and as defined by the authors of the Constitutional amendment.

### **Types of Costs**

The following costs, identified above as part of “costs reasonably borne” by the Authors of Proposition 4, make up the cost detail found on the right-hand page in Appendix B for each service center.

Salaries and Wages. City government is in fact a service industry, and therefore, it is natural that salaries make up the largest single element of cost for most services. In order to allocate the salaries, lengthy interviews were held, documents sought and researched, and reports and

*To validate the reasonableness of the Study, 100% of the available work hours for all City employees were distributed and accounted for, even if it's not public serving.*



accounting records examined by RCS. The result was, in most cases, a percentage or hours distribution of individual employee personal services costs.

To validate the reasonableness of the Study, 100% of the available work hours for all City employees were distributed and accounted for, even if it's not public serving. In other words, one staff member cannot state they overworked on fee services beyond 100% of their hours, and another staff member cannot account for 100% of their time. No judgments were made about what personnel should or might be doing. Their time was distributed to those service centers where the time was expended.

Employee Fringe Benefits. Since fractional time, to as low as three minutes per unit of service or one-twentieth of a percent of the annual time of an employee has been allocated to service centers, fringe benefit costs also must be fractionalized to carefully and accurately distribute those ancillary personnel costs.

The City finances numerous benefits for its employees, thereby incurring measurable costs for these items, including:

- Retirement and Social Security
- Group Health Insurance
- Medicare Insurance
- Life and Long-Term Disability Insurance
- Deferred Compensation
- Other Pays

All of these costs are current operating expenses, and the amounts were isolated. Actual costs were determined and reduced to a percentage of salary for each of the positions.

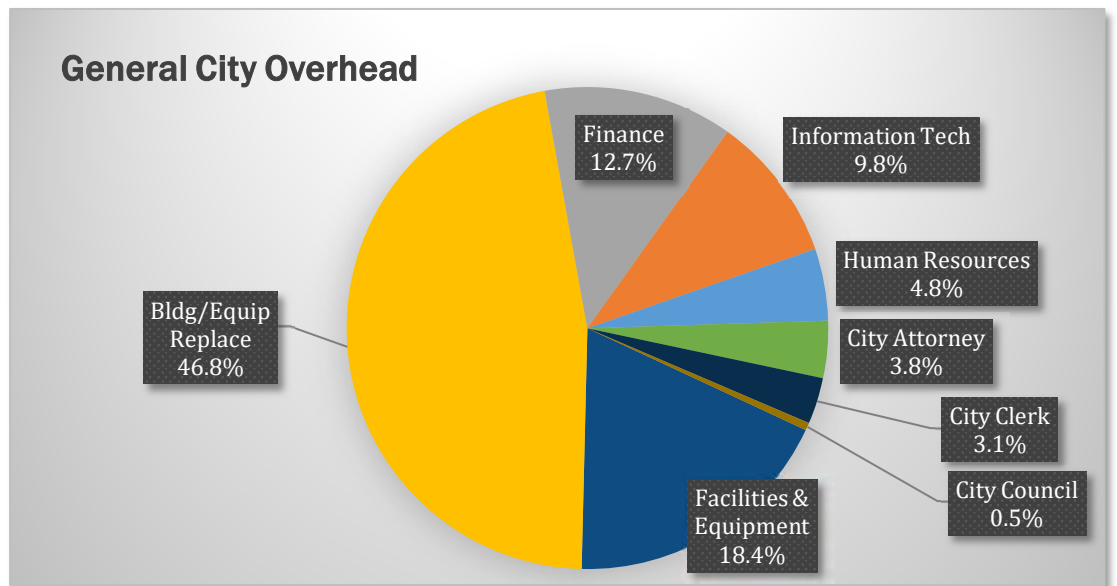
Available Work-Hours. After the individual elements of cost for positions was compiled, the total cost for each position was divided by the number of available work-hours. Available work hours were calculated as the total possible work-hours in a year, 2,080, less the following away-from-work benefit hours:

- Holidays
- Vacations
- Personal Leave
- Sick Leave
- Morning/Afternoon Breaks
- Start Up/Down Time

Maintenance and Operation Costs. All maintenance and operation costs, including non-personnel expenses such as professional services, insurance, operating supplies etc., were derived from the current year Council-approved budget and allocated via percentages or through actual allocation to each of the service centers identified in a department or division.

General and Departmental Overhead Costs. Overhead costs provide the vital glue that holds an organization together operationally and provide important coordinating capabilities. They also provide the day-to-day support services and facilities required for the organization to function effectively. RCS calculated the city's Cost Allocation Plan (CAP) to identify and allocate these costs to the remainder of the City organization. In the CAP, costs were allocated to end-user departments and divisions by applying an agreed-upon overhead allocation factor. Each factor was related to the work effort of its particular overhead element and was assessed for relevance and reasonableness.

Full Cost Distribution. The purpose of deriving overhead costs to apportion these amounts to direct service program costs. By adopting this method, the City will be aware of its true costs and be able to emulate business methods. Article XIII B's (Proposition 4 of 1979) authors intended this, defining as part of "costs reasonably borne" a calculated "reasonable allocation for overhead and administration."

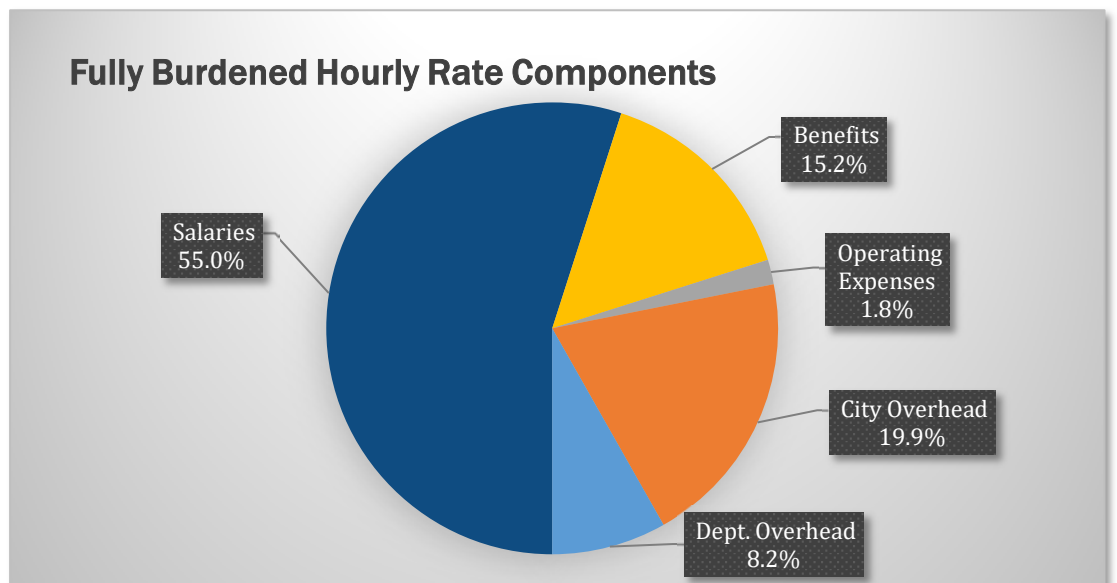


General City Overhead. These services primarily set policy and support other departments without providing a deliverable service to the public. Where they do perform an end-user service, such costs have not been allocated to other departments.

Departmental Administration. Costs in this category involve intra-departmental support functions, outside the above listed general City overhead functions, and involve the allocation of staff time within and among departmental functions. These services also do not provide end-user deliverables to the public, but instead provide vital administrative support within specific departments.

### Fully Burdened Hourly Rates (FBHR)

All of the above items make up the fully burdened hourly rate which is calculated for each position in the City. The makeup of each component of the City-wide average fully burdened hourly rate is detailed in the chart below.



### Comparing Full Costs to Revenue Sources

Local government funding for city services comes from a multitude of revenue sources such as taxes, fines, grants, use of property, user fees, utility rates, etc. Our Study accounts for all revenues and focuses on the relationship between fees and taxes. As an example, [S-003] ADMINISTRATIVE USE PERMIT in the following schedule estimates the full costs at \$32,044. These expenses are offset by current fee revenues of \$23,100, and \$8,944 of the City's limited tax revenues must be used to pay for the remaining. The city is currently recovering 72.1% from Administrative Use Permit fees, and to the extent that fees are NOT increased, general City taxes paid by all taxpayers are the only alternative revenue source.

## CHAPTER II – CALCULATING THE FULL COSTS

**SCHEDULE 1**  
**TOTAL SERVICE COSTS AND RESOURCES USED**  
**FISCAL YEAR 2022-23**

REF# (1)	SERVICE (2)	TOTAL SERVICE COST (3)	RESOURCES USED TO FINANCE SERVICE	
			FEES (4)	TAXES (5)
S-001	ADD'L PLANNING APPLICATION REVIEW	\$2,622	\$0	\$2,622
S-002	ADMINISTRATIVE REVIEW	\$3,404	\$3,324	\$80
S-003	ADMINISTRATIVE USE PERMIT	\$32,044	\$23,100	\$8,944
S-004	ADULT ORIENTED BUSINESS	\$0	\$0	\$0
S-005	AMENDMENT TO CONDITIONS OF APPROVAL	\$0	\$0	\$0
S-006	ANNEXATION/DEANNEXATION PROC'G	\$0	\$0	\$0
S-007	APPEAL TO PLNG.COMM./CITY COUNCIL	\$12,252	\$10,902	\$1,350
S-008	APPEAL OF REVOCATION HEARING	\$4,203	\$3,005	\$1,198
S-009	ART IN PUBLIC PLACES	\$1,260	\$1,060	\$200
S-010	CODE AMENDMENT	\$15,437	\$11,172	\$4,265
S-011	CODE, COVENANTS & RESTRICTIONS REV.	\$655	\$723	(\$68)
S-012	CONCEPTUAL PLAN REVIEW	\$0	\$0	\$0
S-013	CONDITIONAL USE PERMIT	\$69,815	\$69,206	\$609
S-014	COVENANT PREPARATION	\$1,698	\$4,472	(\$2,774)
S-015	DESIGN REVIEW	\$31,190	\$28,600	\$2,590
S-016	DEVELOPMENT AGREEMENT	\$3,177	\$2,337	\$840
S-017	FILM PERMIT	\$3,798	\$10,784	(\$6,986)
S-018	GENERAL PLAN AMENDMENT	\$13,217	\$7,781	\$5,436
S-019	GENERAL PLAN UPDATE SURCHARGE	\$0	\$0	\$0
S-020	HIST.PROP.CERT.OF APPROPRIATENESS	\$0	\$0	\$0
S-021	LANDSCAPE/IRRIG.P.CK & INSP-COM'L	\$0	\$0	\$0
S-022	LANDSCAPE/IRRIG.P.CK. & INSP-RES'L	\$0	\$0	\$0
S-023	MESSAGE TECHNICIAN REVIEW	\$0	\$0	\$0
S-024	MODEL HOME MARKETING COMPLEX	\$5,411	\$4,408	\$1,003
S-025	MULTIPLE APPLICATIONS	\$0	\$0	\$0
S-026	PRECISE PLAN OF DESIGN-ADM.REVIEW	\$41,111	\$0	\$41,111
S-027	PRECISE PLAN OF DESIGN-PLAN.COMM.	\$107,152	\$79,727	\$27,425
S-028	PLANNING DEPT.PLAN REVIEW SURCHGE	\$211,062	\$233,810	(\$22,748)
S-029	PLANNING DIR.MODIFICATION REVIEW	\$0	\$0	\$0
S-030	PRELIMINARY REVIEW MEETING	\$6,606	\$6,000	\$606
S-031	PROSP.HOMEOWNER AWAR.PKG.REVIEW	\$2,365	\$3,282	(\$917)
S-032	PUBLIC RIGHT-OF-WAY BANNER	\$2,787	\$6,930	(\$4,143)
S-033	REASONABLE ACCOMMODATION PROC'G	\$962	\$795	\$167
S-034	SECOND UNIT REVIEW	\$82,345	\$72,270	\$10,075
S-035	SITE PLAN REVIEW-MINOR	\$46,854	\$0	\$46,854
S-036	SIGN REVIEW	\$7,794	\$11,323	(\$3,529)
S-037	SLIGHT MODIFICATION	\$1,658	\$1,301	\$357
S-038	MINOR MODIFICATION	\$1,848	\$1,831	\$17
S-039	SPECIAL EVENT REVIEW	\$2,122	\$1,438	\$684
S-040	SPECIAL EXCEPTION REVIEW (DTN.PLN)	\$611	\$940	(\$329)
S-041	TEMPORARY USE PERMIT REVIEW	\$10,658	\$9,154	\$1,504
S-042	TENTATIVE PARCEL MAP PROCESSING	\$12,635	\$10,306	\$2,329



## CHAPTER II – CALCULATING THE FULL COSTS

REF# (1)	SERVICE (2)	TOTAL SERVICE COST (3)	RESOURCES USED TO FINANCE SERVICE	
			FEEES (4)	TAXES (5)
S-043	TENTATIVE TRACT MAP PROCESSING	\$48,609	\$32,000	\$16,609
S-044	TIME EXTENSION	\$1,803	\$1,123	\$680
S-045	TREE REMOVAL - PRIVATE PROPERTY	\$4,021	\$2,260	\$1,761
S-046	VARIANCE REVIEW	\$12,317	\$10,067	\$2,250
S-047	ZONE CHANGE	\$19,669	\$13,821	\$5,848
S-048	ZONING VERIFICATION LETTER	\$4,745	\$5,059	(\$314)
S-049	BUILDING PLAN CHECK/INSPECTION	\$2,032,053	\$2,942,772	(\$910,719)
S-050	PLAN CHECK-STREET & ON-SITE IMPVMTS	\$31,136	\$42,129	(\$10,993)
S-051	PLAN CHECK-S.D.,SWR MAINS,LATRLS	\$30,020	\$58,499	(\$28,479)
S-052	P.CK+INSP-BRIDGES & CULVERTS	\$0	\$0	\$0
S-053	PLAN CK-WALLS: RETAIN'G+OVER HEIGHT	\$42,478	\$56,916	(\$14,438)
S-054	PLAN CHECK-GRADING FOR SUBDIV.PROJ.	\$131,847	\$182,007	(\$50,160)
S-055	PLAN CK-GRADING: NON-SUBDIV PROJ	\$132,865	\$186,077	(\$53,212)
S-056	PLAN REVISION CHKING/AS BUILD REV.	\$0	\$0	\$0
S-057	INSPECTION-STREET & ON-SITE IMPVMTS	\$26,652	\$28,821	(\$2,169)
S-058	INSPECTION-S.D.SYS;SWR MAINS;LATRLS	\$33,911	\$53,551	(\$19,640)
S-059	INSPECTION-BRIDGES & CULVERTS	\$0	\$0	\$0
S-060	INSP-WALLS: RETAIN'G/OVER HEIGHT	\$33,842	\$33,240	\$602
S-061	INSPECTION-GRADING: SUBDIV.PROJ.	\$0	\$0	\$0
S-062	INSPECTION-GRADING	\$24,411	\$30,014	(\$5,603)
S-063	INSPECTION-CURB/GUTTER/SIDEWALK	\$3,727	\$0	\$3,727
S-064	INSPECTION-DRIVEWAY APPROACH	\$5,024	\$1,711	\$3,313
S-065	INSPECTION-CURB DRAIN	\$1,977	\$497	\$1,480
S-066	INSPECTION-A.C./P.C.C. PAVING	\$5,477	\$1,193	\$4,284
S-067	INSPECTION-EXCAVATION	\$4,969	\$1,391	\$3,578
S-068	INSPECTION-NEW TREE WELL CONSTRUCT.	\$4,386	\$2,301	\$2,085
S-069	INSPECTION-SEWER CONSTR.BY OWNER	\$3,727	\$475	\$3,252
S-070	INSPECT.-SWR CONN./ADD'N TO HSE.CON	\$3,177	\$1,824	\$1,353
S-071	INSPECTION-SEWER SADDLE	\$2,966	\$475	\$2,491
S-072	INSPECT-BACKFILL CESSPL/SEPTIC TNK	\$600	\$315	\$285
S-073	INSPECT-SPCL.SWR.CONN/ADDN+PRIV.SYS	\$7,404	\$4,268	\$3,136
S-074	INSPECTION-CAPPING SEWER CONNECTION	\$0	\$0	\$0
S-075	INSPECTION-WATER WELLS	\$0	\$0	\$0
S-076	INSPECTION-STREET TREE INSTALLATION	\$0	\$0	\$0
S-077	INSPECT-STR.OBSTRUCTION/ENCROACH.	\$3,009	\$2,732	\$277
S-078	INSPECTION-DYE TEST	\$465	\$450	\$15
S-079	INSPECTION-INDUSTRIAL WASTE	\$0	\$0	\$0
S-080	INSP-RES'L RESTRICT.PARKG-LIFT/ADD	\$1,793	\$0	\$1,793
S-081	MISC.FEE-AFTER HRS PLAN CK/INSPECTN	\$1,789	\$540	\$1,249
S-082	MISC.FEE-RES'L TREE REMOVAL REQUEST	\$0	\$0	\$0
S-083	MISC.FEE-RES'L TREE TRIMMING/TREE	\$0	\$0	\$0
S-084	MISC.FEE-INSTALOF STREET NAME SIGN	\$1,134	\$1,035	\$99
S-085	MISC.FEE-ADDRESS CHGE/ASSIGNMENT	\$271	\$208	\$63
S-086	MISC.FEE-ST.LIGHT SYS (DESIGN/INSP)	\$7,292	\$7,160	\$132
S-087	MISC.FEE-LANDFILL INSPECTION	\$0	\$0	\$0

## CHAPTER II – CALCULATING THE FULL COSTS

REF# (1)	SERVICE (2)	TOTAL SERVICE COST (3)	RESOURCES USED TO FINANCE SERVICE	
			FEEES (4)	TAXES (5)
S-088	MISC.FEE-NPDES REVIEW PER HOUR	\$0	\$0	\$0
S-089	MISC.FEE-SWPPP REVIEW	\$0	\$0	\$0
S-090	MISC.FEE-SUSMP REVIEW	\$0	\$0	\$0
S-091	MISC.FEE-ELEC.VEH.CHARGING STATION	\$0	\$0	\$0
S-092	MISC.FEE-GRADING REQUIREMENT APPEAL	\$0	\$0	\$0
S-093	MISC.FEE-APPEAL	\$0	\$0	\$0
S-094	MISC.FEE-LOT LINE ADJ/MERGER/COMPL	\$8,866	\$4,945	\$3,921
S-095	MISC.FEE-CERTIFICATE OF COMPLIANCE	\$0	\$0	\$0
S-096	MISC.FEE-STREET/ALLEY VACATION REV.	\$3,598	\$540	\$3,058
S-097	MISC.FEE-EASEMT PROC'/ST+ALLEY DED.	\$2,211	\$1,524	\$687
S-098	MISC.FEE-FINAL MAP (TRACT/PARCEL)	\$139,927	\$117,200	\$22,727
S-099	MISC.FEE-FINAL PARCEL MAP	\$0	\$0	\$0
S-100	POLICE FALSE ALARM RESPONSE	\$121,052	\$0	\$121,052
S-101	MULTIPLE POLICE PARTY/BAR RESPONSE	\$537	\$500	\$37
S-102	DUI ACCIDENT POLICE RESPONSE	\$134	\$120	\$14
S-103	JAIL BOOKING	\$876,621	\$68,600	\$808,021
S-104	JUVENILE DETENTION	\$1,356	\$0	\$1,356
S-105	POLICE EVENT SECURITY	\$20,048	\$12,000	\$8,048
S-106	VEHICLE REPOSSESSION	\$9,083	\$5,400	\$3,683
S-107	STORED/ABANDONED VEHICLE RELEASE	\$110,105	\$110,000	\$105
S-108	SPECIAL BUSINESS LIC REG PERMIT	\$1,904	\$1,050	\$854
S-109	ALCOHOLIC BEVERAGE PERMIT	\$1,360	\$1,950	(\$590)
S-110	CONCEALED WEAPON PERMIT	\$473	\$0	\$473
S-111	CLEARANCE LETTER PROCESSING	\$9	\$10	(\$1)
S-112	POLICE REPORT REPRODUCTION	\$250	\$125	\$125
S-113	POLICE MEDIA REPRODUCTION	\$606	\$5,250	(\$4,644)
S-114	FIRE PLAN CHECK REVIEW	\$9,695	\$11,286	(\$1,591)
S-115	FIRE PLAN CHECK - EXPEDITED	\$0	\$0	\$0
S-116	CONSTR FLAMMABLE LIQUID STORAGE PMT	\$2,144	\$1,759	\$385
S-117	CONSTR HIGH PILED STORAGE PERMIT	\$421	\$1,014	(\$593)
S-118	CONSTR NEW FIRE ALARM SYSTEM PERMIT	\$2,309	\$3,285	(\$976)
S-119	CONSTR MODIF FIRE ALARM SYST PERMIT	\$2,080	\$2,710	(\$630)
S-120	CONSTR FIRE SPRINKLER PERMIT - SFR	\$6,508	\$5,746	\$762
S-121	CONSTR FIRE SPRINKL PMT-MFR/COM/IND	\$19,295	\$19,159	\$136
S-122	CONSTR U/G FIRE SERVICE SUPPLY PRMT	\$1,072	\$1,354	(\$282)
S-123	CONSTR FIRE STANDPIPE/HOSE STN PRMT	\$1,149	\$2,370	(\$1,221)
S-124	CONSTR AUTO FIX EXTINGUISH SYS PMT	\$4,594	\$6,760	(\$2,166)
S-125	CONSTR FIRE PUMP PERMIT	\$1,225	\$1,624	(\$399)
S-126	CONSTR WATER STORAGE TANK PERMIT	\$230	\$271	(\$41)
S-127	CONSTR EMERG RESPOND RADIO COV REV	\$0	\$0	\$0
S-128	FIRE PREVENTION PERMIT DRIVE	\$28,174	\$0	\$28,174
S-129	SPRINKLER SYSTEM 5-YEAR CERTIF TEST	\$1,838	\$1,620	\$218
S-130	CONSTR PRIVATE FIRE SYST SMOKE TEST	\$153	\$135	\$18
S-131	PRIVATE FIRE SYST HYDRANT FLOW TEST	\$153	\$135	\$18
S-132	CONSTR BUILDING MODIF - FIRE INSP	\$49,890	\$62,000	(\$12,110)

## CHAPTER II – CALCULATING THE FULL COSTS

REF# (1)	SERVICE (2)	TOTAL SERVICE COST (3)	RESOURCES USED TO FINANCE SERVICE	
			FEES (4)	TAXES (5)
S-133	STATE LICENSE (FORM 850) INSPECTION	\$3,446	\$3,045	\$401
S-134	DAYCARE FACILITY INSP - COMMERCIAL	\$12,251	\$13,520	(\$1,269)
S-135	DAYCARE FACILITY INSP - RESIDENTIAL	\$459	\$405	\$54
S-136	CONVALESCENT CARE FACILITY INSPECT	\$7,542	\$8,672	(\$1,130)
S-137	HOSPITAL INSPECTION	\$4,288	\$3,556	\$732
S-138	MEDICAL FACILITY INSPECTION	\$3,216	\$5,691	(\$2,475)
S-139	HIGH RISE BUILDING INSPECTION	\$1,225	\$1,660	(\$435)
S-140	HOTEL/MOTEL/APARTMENT (R-1) INSPECT	\$56,352	\$49,231	\$7,121
S-141	PUBLIC/PRIVATE SCHOOL INSPECTION	\$14,700	\$0	\$14,700
S-142	BRUSH HAZ (AB38) INSPECT/WEED ABATE	\$3,063	\$0	\$3,063
S-143	HIGH/VERY HIGH HAZ BRUSH/FUEL MOD	\$306	\$0	\$306
S-144	AS-NEEDED FIRE INSPECTION	\$18,988	\$16,740	\$2,248
S-145	FIRE & LIFE SAFETY INSPECTION	\$411,863	\$1,200	\$410,663
S-146	FIRE NON-COMPLIANCE	\$0	\$0	\$0
S-147	OPER ASBESTOS REMOVAL FIRE PERMIT	\$181	\$368	(\$187)
S-148	OPER BOWL PIN/ALLEY REFIN FIRE PRMT	\$181	\$327	(\$146)
S-149	OPER CANDLE/OPEN FLAME FIRE PERMIT	\$544	\$489	\$55
S-150	OPER CARNIVAL/FAIR/CIRCUS FIRE PRMT	\$1,155	\$1,195	(\$40)
S-151	OPER XMAS TREE/HOLIDAY STND FIRE PM	\$1,089	\$1,225	(\$136)
S-152	OPER EXHIBIT/TRADE SHOW FIRE PERMIT	\$817	\$735	\$82
S-153	OPER EXPLOSIVE/BLAST AGENT FIRE PMT	\$359	\$245	\$114
S-154	OPER FIRE HYDRANT USE FIRE PERMIT	\$91	\$163	(\$72)
S-155	OPER FIREWORKS DISPLAY FIRE PERMIT	\$272	\$271	\$1
S-156	OPER LIQ/GAS FUEL VEHICLE FIRE PRMT	\$181	\$163	\$18
S-157	OPER OCCUP LOAD/INCREASE FIRE PRMT	\$468	\$406	\$62
S-158	OPER OPEN PIT BBQ/FIRE FIRE PERMIT	\$1,290	\$675	\$615
S-159	OPER PARADE FLOAT FIRE PERMIT	\$143	\$135	\$8
S-160	OPER FILM PRODUCT FACILITY FIRE PMT	\$1,290	\$1,495	(\$205)
S-161	OPER PYROTECH SPEC EFF MAT FIRE PMT	\$272	\$299	(\$27)
S-162	OPER SPECIAL EVENT FIRE PERMIT	\$1,591	\$1,495	\$96
S-163	OPER TENT/CANPY/TEMP MEMBR FIRE PMT	\$3,641	\$1,350	\$2,291
S-164	OPER AEROSOL PROD ANN. FIRE PERMIT	\$544	\$981	(\$437)
S-165	OPER BATTERY SYST OPER ANN FIRE PMT	\$907	\$1,225	(\$318)
S-166	OPER BATTERY SYS MANUF ANN FIRE PMT	\$181	\$245	(\$64)
S-167	OPER COMB FIBER HANDL ANN FIRE PMT	\$181	\$327	(\$146)
S-168	OPER COMBUST MATL STOR ANN FIRE PMT	\$181	\$327	(\$146)
S-169	OPER COMBST RUBB HANDL ANN FIRE PMT	\$181	\$327	(\$146)
S-170	OPER COMPRESS/MED GAS ANN FIRE PMT	\$907	\$1,635	(\$728)
S-171	OPER CRYOGENIC FLUID ANN FIRE PRMT	\$181	\$327	(\$146)
S-172	OPER DRY CLEANING ANN. FIRE PERMIT	\$1,815	\$3,270	(\$1,455)
S-173	OPER DUST COLLECT SYST ANN FIRE PMT	\$181	\$327	(\$146)
S-174	OPER FLAMM/COMBUST LIQ ANN FIRE PMT	\$1,452	\$2,616	(\$1,164)
S-175	OPER GARAGE REPAIR FAC ANN FIRE PMT	\$14,088	\$11,515	\$2,573
S-176	OPER HAZ MATERIAL FAC ANN FIRE PMT	\$296	\$327	(\$31)
S-177	OPER HIGH PILE STORAGE ANN FIRE PMT	\$1,204	\$1,962	(\$758)

## CHAPTER II – CALCULATING THE FULL COSTS

REF# (1)	SERVICE (2)	TOTAL SERVICE COST (3)	RESOURCES USED TO FINANCE SERVICE	
			FEEES (4)	TAXES (5)
S-178	OPER LIQ/GAS FUEL EQ ANN FIRE PMT	\$907	\$815	\$92
S-179	OPER LP GAS STORAGE ANN FIRE PERMIT	\$181	\$163	\$18
S-180	OPER LUMBER PRODUCT ANN FIRE PERMIT	\$220	\$327	(\$107)
S-181	OPER MAGNES WORK/STOR ANN FIRE PMT	\$181	\$327	(\$146)
S-182	OPER MALL KIOSK ANN. FIRE PERMIT	\$1,089	\$1,956	(\$867)
S-183	OPER MALL CART ANN. FIRE PERMIT	\$907	\$1,090	(\$183)
S-184	OPER MTR VEH FUEL DISP ANN FIRE PMT	\$7,195	\$3,912	\$3,283
S-185	OPER ORGANIC COATING ANN FIRE PRMT	\$181	\$327	(\$146)
S-186	OPER INDUSTRIAL OVEN ANN FIRE PRMT	\$181	\$327	(\$146)
S-187	OPER PLACE OF ASSEMBLY ANN FIRE PMT	\$46,441	\$50,685	(\$4,244)
S-188	OPER RADIOACTIVE MAT'L ANN FIRE PMT	\$181	\$327	(\$146)
S-189	OPER REFRIGER EQUIP ANN FIRE PMT	\$893	\$489	\$404
S-190	OPER SPRAYING/DIP FAC ANN FIRE PMT	\$181	\$327	(\$146)
S-191	OPER TIRE STORAGE ANN. FIRE PERMIT	\$181	\$327	(\$146)
S-192	OPER WSTE MAT HND PLNT ANN FIRE PMT	\$181	\$327	(\$146)
S-193	OPER WELD/CUTTING OPER ANN FIRE PMT	\$181	\$327	(\$146)
S-194	EMERGENCY MEDICAL TRANSPORT SERVICE	\$10,606,794	\$2,496,600	\$8,110,194
S-195	EMS ASSESSMENT/TREAT NO-TRANSPORT	\$765,857	\$310,800	\$455,057
S-196	EMS MEDICAL FACILITY RESPONSE	\$266	\$289	(\$23)
S-197	FIRE FALSE ALARM RESPONSE	\$32,827	\$0	\$32,827
S-198	FIRE & POLICE ALARM REG./RENEWAL	\$45,359	\$0	\$45,359
S-199	DUI ACCIDENT FIRE RESPONSE	\$0	\$0	\$0
S-200	HAZARDOUS MATERIAL SPILL RESPONSE	\$0	\$0	\$0
S-201	FIRE INCIDENT RESPONSE	\$0	\$0	\$0
S-202	FIRE STANDBY	\$0	\$0	\$0
S-203	FIRE INVESTIGATION	\$0	\$0	\$0
S-204	FIRE REPORT COPY	\$136	\$4,000	(\$3,864)
S-205	CODE ENFORCEMENT INSPECTION	\$23,145	\$0	\$23,145
S-206	INSPECTION WARRANT	\$20,091	\$0	\$20,091
S-207	ABATEMENT WARRANT	\$33,488	\$0	\$33,488
S-208	CODE ENFORCEMENT LIEN SET-UP	\$24,699	\$0	\$24,699
S-209	CODE ENFORCEMENT LIEN RELEASE	\$4,202	\$0	\$4,202
S-210	FORECLOSED PROPERTY REGISTRATION	\$0	\$0	\$0
S-211	AFTER HOURS CODE ENFORCE CALL-OUT	\$7,716	\$0	\$7,716
S-212	WEED ABATEMENT	\$0	\$0	\$0
S-213	MUNCIPAL CODE ENFORCEMENT	\$832,430	\$0	\$832,430
S-214	BUILDING CODE ENFORCEMENT	\$224,458	\$99,190	\$125,268
S-215	DAYCARE & PRESCHOOL PROGRAMS	\$1,025,290	\$445,300	\$579,990
S-216	RECREATION CONTRACT CLASSES	\$325,891	\$195,200	\$130,691
S-217	SENIOR CLASSES	\$60,407	\$24,100	\$36,307
S-218	EXCURSION PROGRAM	\$29,213	\$24,600	\$4,613
S-219	SENIOR MEAL PROGRAM	\$354,446	\$202,000	\$152,446
S-220	SENIOR CENTER SERVICES	\$135,433	\$0	\$135,433
S-221	SUMMER FIELD TRIPS	\$23,936	\$0	\$23,936
S-222	CITY SPECIAL EVENTS	\$379,320	\$3,600	\$375,720

## CHAPTER II – CALCULATING THE FULL COSTS

REF# (1)	SERVICE (2)	TOTAL SERVICE COST (3)	RESOURCES USED TO FINANCE SERVICE	
			FEES (4)	TAXES (5)
S-223	SPORTSPLEX	\$934,659	\$413,830	\$520,829
S-224	FACILITY & PARK SHELTER RENTAL	\$587,179	\$372,400	\$214,779
S-225	FACILITY OPERATIONS & PROGRAMMING	\$381,087	\$0	\$381,087
S-226	PASSPORT SERVICES	\$46,260	\$12,800	\$33,460
S-227	BUSINESS LICENSE PROCESSING	\$35,419	\$34,100	\$1,319
S-228	LATE PAYMENT PROCESSING	\$0	\$0	\$0
S-229	NSF CHECK PROCESSING	\$384	\$250	\$134
S-230	CREDIT CARD PROCESSING	\$74,432	\$56,500	\$17,932
S-231	DOCUMENT REPRODUCTION	\$1	\$0	\$1
S-232	ELECTRONIC FILE REPRODUCTION	\$2	\$2	\$0
S-233	DOCUMENT CERTIFICATION	\$40	\$25	\$15
S-234	RECORDS RESEARCH/COMPILATION	\$0	\$0	\$0
S-235	SUBPOENA FOR DOCUMENTS	\$2,236	\$1,095	\$1,141
S-236	SUBPOENA FOR WITNESSES	\$6,353	\$3,575	\$2,778
S-237	NOTARY PUBLIC SERVICES	\$0	\$0	\$0
S-238	LIFE VERIFICATION	\$61	\$75	(\$14)
<b>TOTAL ALL FEE SERVICES</b>		<b>\$22,493,750</b>	<b>\$9,677,905</b>	<b>\$12,815,845</b>

*[T]he City provides \$22,493,750 in fee services annually and recovers \$9,677,905 from fee revenues. Each year, an additional \$12,815,845, coming from other funding sources, is needed to pay for these fee services.*

Schedule 1 above shows that the City provides \$22,493,750 in fee services annually and recovers \$9,677,905 from fee revenues. Each year, an additional \$12,815,845 coming from other funding sources is needed to pay for these fee services.

**THIS PAGE INTENTIONALLY BLANK**

---

## CHAPTER III – COST RECOVERY RECOMMENDATIONS

---

### Service Groups

RCS has organized Personal Choice Services into the following service groups for purposes of discussion:

1. Development Services
2. Public Safety
3. Community Services
4. Administration

These groups, explained in turn, are program oriented. Each group includes a table summarizing the revenues and costs of each service. The table summarizing the group tables is found at the end of this Chapter.

**Appendix A**, following the text, summarizes the current fees and the proposed fees for each of the Personal Choice service centers.

Service Center details found in **Appendix B**, are in sequence by the Reference Number (Column 1 on each of the following Tables), include detail information for each service on two facing pages. The left page has textual and summary information including RCS's suggested service fee. The right page has the service cost detail.

### Explanation of Table Columns

Each table has eight columns, explained here:

- Column 1 is the Report Reference Number.
- Column 2 is the title of the service.
- Columns 3, 4 & 5 are the same amounts for revenue, cost and profit (subsidy) found on the left page of the detail service sheets in Appendix B.
- Column 6 is the current percentage of costs recovered from the user fees and charges with the difference being subsidized by taxes.
- Column 7 is the percentage of user fee cost recovery which might be obtainable without tax subsidy. Of course, decisions regarding tax subsidies to a service are a City Council policy decision on how to allocate its tax and general revenues.
- Column 8 contains the estimated amount of revenues which RCS suggests could be raised or reduced.

**Special Circumstances**

The table also footnotes which identify special circumstances for some fees. For a service that is marked (a), there is insufficient data to determine the financial impact. When a service is marked (b), the fee is deposit based and financial estimations is not possible. Services and services marked (c), is restricted by law, and cannot be adjusted for full cost recovery. For services marked (d), City staff recommends the service fee remaining subsidized due to market sensitivity or enforcement benefits. Finally, services marked (e) is suggested to be removed from the City’s fee schedule for various reasons.



### Development Services

When basic City development services are supported by general taxes, there is little reason for taxes to also finance those Personal Choice services which mainly benefit a developer or specific property owner. Thus, the expenses distributed across these service centers are primarily the incremental additional expenses caused by development. Were no development to take place, most of these costs could be eliminated, or at least significantly reduced.

**TABLE 1 – DEVELOPMENT SERVICES**

REF # (1)	SERVICE (2)	TOTAL FEE REVENUE (3)	TOTAL SERVICE COST (4)	TOTAL PROFIT/ (SUBSIDY) (5)	PCT. RECOVERY FROM FEES		POSSIBLE NEW REVENUE (8)	
					ACTUAL (6)	SUGGEST (7)		
S-001	ADD'L PLANNING APPLICATION REVIEW	\$0	\$2,622	(\$2,622)	0.0%	100%	\$2,600	(b)
S-002	ADMINISTRATIVE REVIEW	\$3,324	\$3,404	(\$80)	97.7%	100%	\$100	
S-003	ADMINISTRATIVE USE PERMIT	\$23,100	\$32,044	(\$8,944)	72.1%	100%	\$8,900	
S-004	ADULT ORIENTED BUSINESS	\$0	\$0	\$0	0.0%	100%	\$0	(b)
S-005	AMENDMENT TO CONDITIONS OF APPROVAL	\$0	\$0	\$0	0.0%	100%	\$0	(b)
S-006	ANNEXATION/DEANNEXATION PROC'G	\$0	\$0	\$0	0.0%	100%	\$0	(b)
S-007	APPEAL TO PLNG.COMM./CITY COUNCIL	\$10,902	\$12,252	(\$1,350)	89.0%	100%	\$1,400	
S-008	APPEAL OF REVOCATION HEARING	\$3,005	\$4,203	(\$1,198)	71.5%	100%	\$0	(a)
S-009	ART IN PUBLIC PLACES	\$1,060	\$1,260	(\$200)	84.1%	100%	\$0	(a)
S-010	CODE AMENDMENT	\$11,172	\$15,437	(\$4,265)	72.4%	100%	\$4,300	
S-011	CODE,COVENANTS & RESTRICTIONS REV.	\$723	\$655	\$68	110.4%	100%	(\$100)	
S-012	CONCEPTUAL PLAN REVIEW	\$0	\$0	\$0	0.0%	100%	\$0	(e)
S-013	CONDITIONAL USE PERMIT	\$69,206	\$69,815	(\$609)	99.1%	100%	\$600	
S-014	COVENANT PREPARATION	\$4,472	\$1,698	\$2,774	263.4%	100%	(\$2,800)	
S-015	DESIGN REVIEW	\$28,600	\$31,190	(\$2,590)	91.7%	100%	\$2,600	
S-016	DEVELOPMENT AGREEMENT	\$2,337	\$3,177	(\$840)	73.6%	100%	\$0	(a)
S-017	FILM PERMIT	\$10,784	\$3,798	\$6,986	283.9%	100%	(\$7,000)	
S-018	GENERAL PLAN AMENDMENT	\$7,781	\$13,217	(\$5,436)	58.9%	100%	\$0	(a)
S-019	GENERAL PLAN UPDATE SURCHARGE	\$0	\$0	\$0	0.0%	100%	\$0	
S-020	HIST.PROP.CERT.OF APPROPRIATENESS	\$0	\$0	\$0	0.0%	100%	\$0	(b)
S-021	LANDSCAPE/IRRIG.P.CK & INSP-COM'L	\$0	\$0	\$0	0.0%	100%	\$0	(b)
S-022	LANDSCAPE/IRRIG.P.CK. & INSP-RES'L	\$0	\$0	\$0	0.0%	100%	\$0	(b)
S-023	MASSAGE TECHNICIAN REVIEW	\$0	\$0	\$0	0.0%	100%	\$0	(b)
S-024	MODEL HOME MARKETING COMPLEX	\$4,408	\$5,411	(\$1,003)	81.5%	100%	\$1,000	
S-025	MULTIPLE APPLICATIONS	\$0	\$0	\$0	0.0%	100%	\$0	
S-026	PRECISE PLAN OF DESIGN-ADM.REVIEW	\$0	\$41,111	(\$41,111)	0.0%	100%	\$41,100	
S-027	PRECISE PLAN OF DESIGN-PLAN.COMM.	\$79,727	\$107,152	(\$27,425)	74.4%	100%	\$27,400	
S-028	PLANNING DEPT.PLAN REVIEW SURCHGE	\$233,810	\$211,062	\$22,748	110.8%	100%	\$0	
S-029	PLANNING DIR.MODIFICATION REVIEW	\$0	\$0	\$0	0.0%	100%	\$0	(e)
S-030	PRELIMINARY REVIEW MEETING	\$6,000	\$6,606	(\$606)	90.8%	100%	\$600	
S-031	PROSP.HOMEOWNER AWAR.PKG.REVIEW	\$3,282	\$2,365	\$917	138.8%	100%	(\$900)	
S-032	PUBLIC RIGHT-OF-WAY BANNER	\$6,930	\$2,787	\$4,143	248.7%	100%	(\$4,100)	
S-033	REASONABLE ACCOMMODATION PROC'G	\$795	\$962	(\$167)	82.6%	100%	\$0	(a)
S-034	SECOND UNIT REVIEW	\$72,270	\$82,345	(\$10,075)	87.8%	100%	\$10,100	
S-035	SITE PLAN REVIEW-MINOR	\$0	\$46,854	(\$46,854)	0.0%	100%	\$46,900	
S-036	SIGN REVIEW	\$11,323	\$7,794	\$3,529	145.3%	100%	(\$3,500)	
S-037	SLIGHT MODIFICATION	\$1,301	\$1,658	(\$357)	78.5%	100%	\$0	(a)
S-038	MINOR MODIFICATION	\$1,831	\$1,848	(\$17)	99.1%	100%	\$0	
S-039	SPECIAL EVENT REVIEW	\$1,438	\$2,122	(\$684)	67.8%	100%	\$700	
S-040	SPECIAL EXCEPTION REVIEW (DTN.PLN)	\$940	\$611	\$329	153.9%	100%	\$0	(a)

## CHAPTER III – COST RECOVERY RECOMMENDATIONS

REF # (1)	SERVICE (2)	TOTAL FEE REVENUE (3)	TOTAL SERVICE COST (4)	TOTAL PROFIT/ (SUBSIDY) (5)	PCT. RECOVERY FROM FEES		POSSIBLE NEW REVENUE (8)
					ACTUAL (6)	SUGGEST (7)	
S-041	TEMPORARY USE PERMIT REVIEW	\$9,154	\$10,658	(\$1,504)	85.9%	100%	\$1,500
S-042	TENTATIVE PARCEL MAP PROCESSING	\$10,306	\$12,635	(\$2,329)	81.6%	100%	\$2,300
S-043	TENTATIVE TRACT MAP PROCESSING	\$32,000	\$48,609	(\$16,609)	65.8%	100%	\$16,600
S-044	TIME EXTENSION	\$1,123	\$1,803	(\$680)	62.3%	100%	\$700
S-045	TREE REMOVAL - PRIVATE PROPERTY	\$2,260	\$4,021	(\$1,761)	56.2%	100%	\$1,800
S-046	VARIANCE REVIEW	\$10,067	\$12,317	(\$2,250)	81.7%	100%	\$0
S-047	ZONE CHANGE	\$13,821	\$19,669	(\$5,848)	70.3%	100%	\$5,800
S-048	ZONING VERIFICATION LETTER	\$5,059	\$4,745	\$314	106.6%	100%	(\$300)
S-049	BUILDING PLAN CHECK/INSPECTION	\$2,942,772	\$2,032,053	\$910,719	144.8%	100%	\$0
S-050	PLAN CHECK-STREET & ON-SITE IMPVMTS	\$42,129	\$31,136	\$10,993	135.3%	100%	\$0
S-051	PLAN CHECK-S.D.,SWR MAINS,LATRLS	\$58,499	\$30,020	\$28,479	194.9%	100%	\$0
S-052	P.CK+INSP-BRIDGES & CULVERTS	\$0	\$0	\$0	0.0%	100%	\$0
S-053	PLAN CK-WALLS: RETAIN'G+OVER HEIGHT	\$56,916	\$42,478	\$14,438	134.0%	100%	\$0
S-054	PLAN CHECK-GRADING FOR SUBDIV.PROJ.	\$182,007	\$131,847	\$50,160	138.0%	100%	\$0
S-055	PLAN CK-GRADING: NON-SUBDIV PROJ	\$186,077	\$132,865	\$53,212	140.1%	100%	\$0
S-056	PLAN REVISION CHKING/AS BUILD REV.	\$0	\$0	\$0	0.0%	100%	\$0
S-057	INSPECTION-STREET & ON-SITE IMPVMTS	\$28,821	\$26,652	\$2,169	108.1%	100%	\$0
S-058	INSPECTION-S.D.SYS;SWR MAINS;LATRLS	\$53,551	\$33,911	\$19,640	157.9%	100%	\$0
S-059	INSPECTION-BRIDGES & CULVERTS	\$0	\$0	\$0	0.0%	100%	\$0
S-060	INSP-WALLS: RETAIN'G/OVER HEIGHT	\$33,240	\$33,842	(\$602)	98.2%	100%	\$0
S-061	INSPECTION-GRADING: SUBDIV.PROJ.	\$0	\$0	\$0	0.0%	100%	\$0
S-062	INSPECTION-GRADING	\$30,014	\$24,411	\$5,603	123.0%	100%	\$0
S-063	INSPECTION-CURB/GUTTER/SIDEWALK	\$0	\$3,727	(\$3,727)	0.0%	100%	\$3,700
S-064	INSPECTION-DRIVEWAY APPROACH	\$1,711	\$5,024	(\$3,313)	34.1%	100%	\$3,300
S-065	INSPECTION-CURB DRAIN	\$497	\$1,977	(\$1,480)	25.1%	100%	\$1,500
S-066	INSPECTION-AC./P.C.C. PAVING	\$1,193	\$5,477	(\$4,284)	21.8%	100%	\$4,300
S-067	INSPECTION-EXCAVATION	\$1,391	\$4,969	(\$3,578)	28.0%	100%	\$3,600
S-068	INSPECTION-NEW TREE WELL CONSTRUCT.	\$2,301	\$4,386	(\$2,085)	52.5%	100%	\$2,100
S-069	INSPECTION-SEWER CONSTR.BY OWNER	\$475	\$3,727	(\$3,252)	12.7%	100%	\$3,300
S-070	INSPECT-SWR CONN./ADD'N TO HSE.CON	\$1,824	\$3,177	(\$1,353)	57.4%	100%	\$1,400
S-071	INSPECTION-SEWER SADDLE	\$475	\$2,966	(\$2,491)	16.0%	100%	\$2,500
S-072	INSPECT-BACKFILL CESSPL/SEPTIC TNK	\$315	\$600	(\$285)	52.5%	100%	\$300
S-073	INSPECT-SPCLSWR.CONN/ADDN+PRIV.SYS	\$4,268	\$7,404	(\$3,136)	57.6%	100%	\$3,100
S-074	INSPECTION-CAPPING SEWER CONNECTION	\$0	\$0	\$0	0.0%	100%	\$0
S-075	INSPECTION-WATER WELLS	\$0	\$0	\$0	0.0%	100%	\$0
S-076	INSPECTION-STREET TREE INSTALLATION	\$0	\$0	\$0	0.0%	100%	\$0
S-077	INSPECT-STROBSTRUCTION/ENCROACH.	\$2,732	\$3,009	(\$277)	90.8%	100%	\$300
S-078	INSPECTION-DYE TEST	\$450	\$465	(\$15)	96.8%	100%	\$0
S-079	INSPECTION-INDUSTRIAL WASTE	\$0	\$0	\$0	0.0%	100%	\$0
S-080	INSP-RES'L RESTRICT.PARKG-LIFT/ADD	\$0	\$1,793	(\$1,793)	0.0%	100%	\$1,800
S-081	MISC.FEE-AFTER HRS PLAN CK/INSPECTN	\$540	\$1,789	(\$1,249)	30.2%	100%	\$1,200
S-082	MISC.FEE-RES'L TREE REMOVAL REQUEST	\$0	\$0	\$0	0.0%	100%	\$0
S-083	MISC.FEE-RES'L TREE TRIMMING/TREE	\$0	\$0	\$0	0.0%	100%	\$0
S-084	MISC.FEE-INSTALOF STREET NAME SIGN	\$1,035	\$1,134	(\$99)	91.3%	100%	\$100
S-085	MISC.FEE-ADDRESS CHGE/ASSIGNMENT	\$208	\$271	(\$63)	76.8%	100%	\$100
S-086	MISC.FEE-ST.LIGHT SYS (DESIGN/INSP)	\$7,160	\$7,292	(\$132)	98.2%	100%	\$100
S-087	MISC.FEE-LANDFILL INSPECTION	\$0	\$0	\$0	0.0%	100%	\$0
S-088	MISC.FEE-NPDES REVIEW PER HOUR	\$0	\$0	\$0	0.0%	100%	\$0
S-089	MISC.FEE-SWPPP REVIEW	\$0	\$0	\$0	0.0%	100%	\$0
S-090	MISC.FEE-SUSMP REVIEW	\$0	\$0	\$0	0.0%	100%	\$0

## CHAPTER III – COST RECOVERY RECOMMENDATIONS

REF # (1)	SERVICE (2)	TOTAL FEE REVENUE (3)	TOTAL SERVICE COST (4)	TOTAL PROFIT/ (SUBSIDY) (5)	PCT. RECOVERY FROM FEES		POSSIBLE NEW REVENUE (8)
					ACTUAL (6)	SUGGEST (7)	
S-091	MISC.FEE-ELEC.VEH.CHARGING STATION	\$0	\$0	\$0	0.0%	100%	\$0 (b)
S-092	MISC.FEE-GRADING REQUIREMENT APPEAL	\$0	\$0	\$0	0.0%	100%	\$0 (e)
S-093	MISC.FEE-APPEAL	\$0	\$0	\$0	0.0%	100%	\$0 (b)
S-094	MISC.FEE-LOT LINE ADJ/MERGER/COMPL	\$4,945	\$8,866	(\$3,921)	55.8%	100%	\$3,900
S-095	MISC.FEE-CERTIFICATE OF COMPLIANCE	\$0	\$0	\$0	0.0%	100%	\$0 (e)
S-096	MISC.FEE-STREET/ALLEY VACATION REV.	\$540	\$3,598	(\$3,058)	15.0%	100%	\$0 (a)
S-097	MISC.FEE-EASEMT PROC'/ST+ALLEY DED.	\$1,524	\$2,211	(\$687)	68.9%	100%	\$0 (a)
S-098	MISC.FEE-FINAL MAP (TRACT/PARCEL)	\$117,200	\$139,927	(\$22,727)	83.8%	100%	\$0 (a)
S-099	MISC.FEE-FINAL PARCEL MAP	\$0	\$0	\$0	0.0%	100%	\$0 (e)
<b>SUBTOTAL - DEVELOPMENT SERVICES</b>		<b>\$4,449,121</b>	<b>\$3,562,921</b>	<b>\$886,200</b>	<b>124.9%</b>		<b>\$194,900</b>

## NOTES:

- (a) Insufficient volume to determine financial impact
- (b) Deposit/Actual Costs based service/fee
- (c) Fee restricted by Law
- (d) Fees are market sensitive
- (e) Deletion of service/fee

### Public Safety

These fee services are provided by the City's police, fire and code enforcement departments.

TABLE 2 – PUBLIC SAFETY

REF # (1)	SERVICE (2)	TOTAL FEE REVENUE (3)	TOTAL SERVICE COST (4)	TOTAL PROFIT/ (SUBSIDY) (5)	PCT. RECOVERY FROM FEES		POSSIBLE NEW REVENUE (8)
					ACTUAL (6)	SUGGEST (7)	
S-100	POLICE FALSE ALARM RESPONSE	\$0	\$121,052	(\$121,052)	0.0%	100%	\$0 (d)
S-101	MULTIPLE POLICE PARTY/BAR RESPONSE	\$500	\$537	(\$37)	93.1%	100%	\$0 (b)
S-102	DUI ACCIDENT POLICE RESPONSE	\$120	\$134	(\$14)	89.6%	100%	\$0 (b)
S-103	JAIL BOOKING	\$68,600	\$876,621	(\$808,021)	7.8%	100%	\$200,000 (d)
S-104	JUVENILE DETENTION	\$0	\$1,356	(\$1,356)	0.0%	100%	\$0
S-105	POLICE EVENT SECURITY	\$12,000	\$20,048	(\$8,048)	59.9%	100%	\$8,000 (b)
S-106	VEHICLE REPOSSESSION	\$5,400	\$9,083	(\$3,683)	59.5%	50%	\$0 (c)
S-107	STORED/ABANDONED VEHICLE RELEASE	\$110,000	\$110,105	(\$105)	99.9%	100%	\$0
S-108	SPECIAL BUSINESS LIC REG PERMIT	\$1,050	\$1,904	(\$854)	55.2%	100%	\$900
S-109	ALCOHOLIC BEVERAGE PERMIT	\$1,950	\$1,360	\$590	143.4%	100%	(\$600)
S-110	CONCEALED WEAPON PERMIT	\$0	\$473	(\$473)	0.0%	20%	\$100 (c)
S-111	CLEARANCE LETTER PROCESSING	\$10	\$9	\$1	111.1%	100%	\$0
S-112	POLICE REPORT REPRODUCTION	\$125	\$250	(\$125)	50.0%	50%	\$0 (c)
S-113	POLICE MEDIA REPRODUCTION	\$5,250	\$606	\$4,644	866.3%	100%	(\$4,600) (c)
S-114	FIRE PLAN CHECK REVIEW	\$11,286	\$9,695	\$1,591	116.4%	100%	(\$1,600)
S-115	FIRE PLAN CHECK - EXPEDITED	\$0	\$0	\$0	0.0%	100%	\$0
S-116	CONSTR FLAMMABLE LIQUID STORAGE PMT	\$1,759	\$2,144	(\$385)	82.0%	100%	\$400
S-117	CONSTR HIGH PILED STORAGE PERMIT	\$1,014	\$421	\$593	240.9%	100%	(\$600)
S-118	CONSTR NEW FIRE ALARM SYSTEM PERMIT	\$3,285	\$2,309	\$976	142.3%	100%	(\$1,000)
S-119	CONSTR MODIF FIRE ALARM SYST PERMIT	\$2,710	\$2,080	\$630	130.3%	100%	(\$600)
S-120	CONSTR FIRE SPRINKLER PERMIT - SFR	\$5,746	\$6,508	(\$762)	88.3%	100%	\$800
S-121	CONSTR FIRE SPRINKL PMT-MFR/COM/IND	\$19,159	\$19,295	(\$136)	99.3%	100%	\$100
S-122	CONSTR U/G FIRE SERVICE SUPPLY PRMT	\$1,354	\$1,072	\$282	126.3%	100%	(\$300)
S-123	CONSTR FIRE STANDPIPE/HOSE STN PRMT	\$2,370	\$1,149	\$1,221	206.3%	100%	(\$1,200)
S-124	CONSTR AUTO FIX EXTINGUISH SYS PMT	\$6,760	\$4,594	\$2,166	147.2%	100%	(\$2,200)
S-125	CONSTR FIRE PUMP PERMIT	\$1,624	\$1,225	\$399	132.6%	100%	(\$400)
S-126	CONSTR WATER STORAGE TANK PERMIT	\$271	\$230	\$41	117.8%	100%	\$0
S-127	CONSTR EMERG RESPOND RADIO COV REV	\$0	\$0	\$0	0.0%	100%	\$0
S-128	FIRE PREVENTION PERMIT DRIVE	\$0	\$28,174	(\$28,174)	0.0%	100%	\$28,200
S-129	SPRINKLER SYSTEM 5-YEAR CERTIF TEST	\$1,620	\$1,838	(\$218)	88.1%	100%	\$200 (b)
S-130	CONSTR PRIVATE FIRE SYST SMOKE TEST	\$135	\$153	(\$18)	88.2%	100%	\$0 (b)
S-131	PRIVATE FIRE SYST HYDRANT FLOW TEST	\$135	\$153	(\$18)	88.2%	100%	\$0
S-132	CONSTR BUILDING MODIF - FIRE INSP	\$62,000	\$49,890	\$12,110	124.3%	100%	\$0
S-133	STATE LICENSE (FORM 850) INSPECTION	\$3,045	\$3,446	(\$401)	88.4%	100%	\$400
S-134	DAYCARE FACILITY INSP - COMMERCIAL	\$13,520	\$12,251	\$1,269	110.4%	100%	(\$1,300)
S-135	DAYCARE FACILITY INSP - RESIDENTIAL	\$405	\$459	(\$54)	88.2%	100%	\$100
S-136	CONVALESCENT CARE FACILITY INSPECT	\$8,672	\$7,542	\$1,130	115.0%	100%	(\$1,100)
S-137	HOSPITAL INSPECTION	\$3,556	\$4,288	(\$732)	82.9%	100%	\$700
S-138	MEDICAL FACILITY INSPECTION	\$5,691	\$3,216	\$2,475	177.0%	100%	(\$2,500)
S-139	HIGH RISE BUILDING INSPECTION	\$1,660	\$1,225	\$435	135.5%	100%	(\$400)
S-140	HOTEL/MOTEL/APARTMENT (R-1) INSPECT	\$49,231	\$56,352	(\$7,121)	87.4%	100%	\$7,100
S-141	PUBLIC/PRIVATE SCHOOL INSPECTION	\$0	\$14,700	(\$14,700)	0.0%	100%	\$14,700
S-142	BRUSH HAZ (AB38) INSPECT/WEED ABATE	\$0	\$3,063	(\$3,063)	0.0%	100%	\$3,100
S-143	HIGH/VERY HIGH HAZ BRUSH/FUEL MOD	\$0	\$306	(\$306)	0.0%	100%	\$0 (b)

## CHAPTER III – COST RECOVERY RECOMMENDATIONS

REF # (1)	SERVICE (2)	TOTAL FEE REVENUE (3)	TOTAL SERVICE COST (4)	TOTAL PROFIT/ (SUBSIDY) (5)	PCT. RECOVERY FROM FEES		POSSIBLE NEW REVENUE (8)	
					ACTUAL (6)	SUGGEST (7)		
S-144	AS-NEEDED FIRE INSPECTION	\$16,740	\$18,988	(\$2,248)	88.2%	100%	\$0	(b)
S-145	FIRE & LIFE SAFETY INSPECTION	\$1,200	\$411,863	(\$410,663)	0.3%	50%	\$204,700	
S-146	FIRE NON-COMPLIANCE	\$0	\$0	\$0	0.0%	100%	\$0	
S-147	OPER ASBESTOS REMOVAL FIRE PERMIT	\$368	\$181	\$187	203.3%	100%	\$0	(a)
S-148	OPER BOWL PIN/ALLEY REFIN FIRE PRMT	\$327	\$181	\$146	180.7%	100%	\$0	(a)
S-149	OPER CANDLE/OPEN FLAME FIRE PERMIT	\$489	\$544	(\$55)	89.9%	100%	\$100	
S-150	OPER CARNIVAL/FAIR/CIRCUS FIRE PRMT	\$1,195	\$1,155	\$40	103.5%	100%	\$0	
S-151	OPER XMAS TREE/HOLIDAY STND FIRE PM	\$1,225	\$1,089	\$136	112.5%	100%	(\$100)	
S-152	OPER EXHIBIT/TRADE SHOW FIRE PERMIT	\$735	\$817	(\$82)	90.0%	100%	\$100	
S-153	OPER EXPLOSIVE/BLAST AGENT FIRE PMT	\$245	\$359	(\$114)	68.3%	100%	\$0	(a)
S-154	OPER FIRE HYDRANT USE FIRE PERMIT	\$163	\$91	\$72	179.1%	100%	\$0	(a)
S-155	OPER FIREWORKS DISPLAY FIRE PERMIT	\$271	\$272	(\$1)	99.6%	100%	\$0	(b)
S-156	OPER LIQ/GAS FUEL VEHICLE FIRE PRMT	\$163	\$181	(\$18)	90.1%	100%	\$0	
S-157	OPER OCCUP LOAD/INCREASE FIRE PRMT	\$406	\$468	(\$62)	86.8%	100%	\$100	
S-158	OPER OCCUP PIT BBQ/FIRE FIRE PERMIT	\$675	\$1,290	(\$615)	52.3%	100%	\$600	
S-159	OPER PARADE FLOAT FIRE PERMIT	\$135	\$143	(\$8)	94.4%	100%	\$0	(a)
S-160	OPER FILM PRODUCT FACILITY FIRE PMT	\$1,495	\$1,290	\$205	115.9%	100%	\$0	(a)
S-161	OPER PYROTECH SPEC EFF MAT FIRE PMT	\$299	\$272	\$27	109.9%	100%	\$0	(b)
S-162	OPER SPECIAL EVENT FIRE PERMIT	\$1,495	\$1,591	(\$96)	94.0%	100%	\$0	(b)
S-163	OPER TENT/CANPY/TEMP MEMBR FIRE PMT	\$1,350	\$3,641	(\$2,291)	37.1%	100%	\$2,300	
S-164	OPER AEROSOL PROD ANN. FIRE PERMIT	\$981	\$544	\$437	180.3%	100%	(\$400)	
S-165	OPER BATTERY SYST OPER ANN FIRE PMT	\$1,225	\$907	\$318	135.1%	100%	\$0	(a)
S-166	OPER BATTERY SYS MANUF ANN FIRE PMT	\$245	\$181	\$64	135.4%	100%	(\$100)	
S-167	OPER COMB FIBER HANDL ANN FIRE PMT	\$327	\$181	\$146	180.7%	100%	\$0	(a)
S-168	OPER COMBUST MATL STOR ANN FIRE PMT	\$327	\$181	\$146	180.7%	100%	\$0	(a)
S-169	OPER COMBST RUBB HANDL ANN FIRE PMT	\$327	\$181	\$146	180.7%	100%	\$0	(a)
S-170	OPER COMPRESS/MED GAS ANN FIRE PMT	\$1,635	\$907	\$728	180.3%	100%	(\$700)	
S-171	OPER CRYOGENIC FLUID ANN FIRE PRMT	\$327	\$181	\$146	180.7%	100%	\$0	(a)
S-172	OPER DRY CLEANING ANN. FIRE PERMIT	\$3,270	\$1,815	\$1,455	180.2%	100%	(\$1,500)	
S-173	OPER DUST COLLECT SYST ANN FIRE PMT	\$327	\$181	\$146	180.7%	100%	\$0	(a)
S-174	OPER FLAMM/COMBUST LIQ ANN FIRE PMT	\$2,616	\$1,452	\$1,164	180.2%	100%	(\$1,200)	
S-175	OPER GARAGE REPAIR FAC ANN FIRE PMT	\$11,515	\$14,088	(\$2,573)	81.7%	100%	\$2,600	
S-176	OPER HAZ MATERIAL FAC ANN FIRE PMT	\$327	\$296	\$31	110.5%	100%	\$0	(a)
S-177	OPER HIGH PILE STORAGE ANN FIRE PMT	\$1,962	\$1,204	\$758	163.0%	100%	(\$800)	
S-178	OPER LIQ/GAS FUEL EQ ANN FIRE PMT	\$815	\$907	(\$92)	89.9%	100%	\$100	
S-179	OPER LP GAS STORAGE ANN FIRE PERMIT	\$163	\$181	(\$18)	90.1%	100%	\$0	
S-180	OPER LUMBER PRODUCT ANN FIRE PERMIT	\$327	\$220	\$107	148.6%	100%	\$0	(a)
S-181	OPER MAGNES WORK/STOR ANN FIRE PMT	\$327	\$181	\$146	180.7%	100%	\$0	(a)
S-182	OPER MALL KIOSK ANN. FIRE PERMIT	\$1,956	\$1,089	\$867	179.6%	100%	(\$900)	
S-183	OPER MALL CART ANN. FIRE PERMIT	\$1,090	\$907	\$183	120.2%	100%	(\$200)	
S-184	OPER MTR VEH FUEL DISP ANN FIRE PMT	\$3,912	\$7,195	(\$3,283)	54.4%	100%	\$3,300	
S-185	OPER ORGANIC COATING ANN FIRE PRMT	\$327	\$181	\$146	180.7%	100%	\$0	(a)
S-186	OPER INDUSTRIAL OVEN ANN FIRE PRMT	\$327	\$181	\$146	180.7%	100%	\$0	(a)
S-187	OPER PLACE OF ASSEMBLY ANN FIRE PMT	\$50,685	\$46,441	\$4,244	109.1%	100%	(\$4,200)	
S-188	OPER RADIOACTIVE MAT'L ANN FIRE PMT	\$327	\$181	\$146	180.7%	100%	\$0	(a)
S-189	OPER REFRIGER EQUIP ANN FIRE PMT	\$489	\$893	(\$404)	54.8%	100%	\$0	(a)
S-190	OPER SPRAYING/DIP FAC ANN FIRE PMT	\$327	\$181	\$146	180.7%	100%	\$0	(a)
S-191	OPER TIRE STORAGE ANN. FIRE PERMIT	\$327	\$181	\$146	180.7%	100%	\$0	(a)
S-192	OPER WSTE MAT HND PLNT ANN FIRE PMT	\$327	\$181	\$146	180.7%	100%	\$0	(a)
S-193	OPER WELD/CUTTING OPER ANN FIRE PMT	\$327	\$181	\$146	180.7%	100%	\$0	(a)
S-194	EMERGENCY MEDICAL TRANSPORT SERVICE	\$2,496,600	\$10,606,794	(\$8,110,194)	23.5%	30%	\$685,000	

## CHAPTER III – COST RECOVERY RECOMMENDATIONS

REF # (1)	SERVICE (2)	TOTAL FEE REVENUE (3)	TOTAL SERVICE COST (4)	TOTAL PROFIT/ (SUBSIDY) (5)	PCT. RECOVERY FROM FEES		POSSIBLE NEW REVENUE (8)
					ACTUAL (6)	SUGGEST (7)	
S-195	EMS ASSESSMENT/TREAT NO-TRANSPORT	\$310,800	\$765,857	(\$455,057)	40.6%	100%	\$0 (d)
S-196	EMS MEDICAL FACILITY RESPONSE	\$289	\$266	\$23	108.7%	100%	\$0
S-197	FIRE FALSE ALARM RESPONSE	\$0	\$32,827	(\$32,827)	0.0%	100%	\$0 (d)
S-198	FIRE & POLICE ALARM REG./RENEWAL	\$0	\$45,359	(\$45,359)	0.0%	100%	\$45,400
S-199	DUI ACCIDENT FIRE RESPONSE	\$0	\$0	\$0	0.0%	100%	\$0 (c)
S-200	HAZARDOUS MATERIAL SPILL RESPONSE	\$0	\$0	\$0	0.0%	100%	\$0 (b)
S-201	FIRE INCIDENT RESPONSE	\$0	\$0	\$0	0.0%	100%	\$0 (b)
S-202	FIRE STANDBY	\$0	\$0	\$0	0.0%	100%	\$0 (b)
S-203	FIRE INVESTIGATION	\$0	\$0	\$0	0.0%	100%	\$0 (b)
S-204	FIRE REPORT COPY	\$4,000	\$136	\$3,864	2941.2%	50%	(\$3,900) (c)
S-205	CODE ENFORCEMENT INSPECTION	\$0	\$23,145	(\$23,145)	0.0%	100%	\$0 (d)
S-206	INSPECTION WARRANT	\$0	\$20,091	(\$20,091)	0.0%	100%	\$0 (d)
S-207	ABATEMENT WARRANT	\$0	\$33,488	(\$33,488)	0.0%	100%	\$0 (d)
S-208	CODE ENFORCEMENT LIEN SET-UP	\$0	\$24,699	(\$24,699)	0.0%	100%	\$0 (d)
S-209	CODE ENFORCEMENT LIEN RELEASE	\$0	\$4,202	(\$4,202)	0.0%	100%	\$0 (d)
S-210	FORECLOSED PROPERTY REGISTRATION	\$0	\$0	\$0	0.0%	100%	\$0 (e)
S-211	AFTER HOURS CODE ENFORCE CALL-OUT	\$0	\$7,716	(\$7,716)	0.0%	100%	\$0 (b)
S-212	WEED ABATEMENT	\$0	\$0	\$0	0.0%	100%	\$0
S-213	MUNICIPAL CODE ENFORCEMENT	\$0	\$832,430	(\$832,430)	0.0%	100%	\$0 (d)
S-214	BUILDING CODE ENFORCEMENT	\$99,190	\$224,458	(\$125,268)	44.2%	100%	\$0 (d)
<b>SUBTOTAL - PUBLIC SAFETY</b>		<b>\$3,439,332</b>	<b>\$14,528,780</b>	<b>(\$11,089,448)</b>	<b>23.7%</b>		<b>\$1,176,700</b>

## NOTES:

- (a) Insufficient volume to determine financial impact
- (b) Deposit/Actual Costs based service/fee
- (c) Fee restricted by Law
- (d) Fees are market sensitive
- (e) Deletion of service/fee

Public Safety Services provided to individuals and businesses account for \$14,528,80 in total service costs, and the City is able to recover 23.7% from the current fees. RCS' suggested fees could recover an additional \$1,176,700 annually for the City.

### Community Services

For Community Services, no fee recommendations are made for most services. The City is not limited to cost recovery for program and rental fees, as the only limit is what the market is willing to pay.

**TABLE 3 – COMMUNITY SERVICES**

REF # (1)	SERVICE (2)	TOTAL FEE REVENUE (3)	TOTAL SERVICE COST (4)	TOTAL PROFIT/ (SUBSIDY) (5)	PCT. RECOVERY FROM FEES		POSSIBLE NEW REVENUE (8)
					ACTUAL (6)	SUGGEST (7)	
S-215	DAYCARE & PRESCHOOL PROGRAMS	\$445,300	\$1,025,290	(\$579,990)	43.4%	100%	\$0 (d)
S-216	RECREATION CONTRACT CLASSES	\$195,200	\$325,891	(\$130,691)	59.9%	100%	\$0 (d)
S-217	SENIOR CLASSES	\$24,100	\$60,407	(\$36,307)	39.9%	100%	\$0 (d)
S-218	EXCURSION PROGRAM	\$24,600	\$29,213	(\$4,613)	84.2%	100%	\$0 (d)
S-219	SENIOR MEAL PROGRAM	\$202,000	\$354,446	(\$152,446)	57.0%	100%	\$0 (d)
S-220	SENIOR CENTER SERVICES	\$0	\$135,433	(\$135,433)	0.0%	100%	\$0 (d)
S-221	SUMMER FIELD TRIPS	\$0	\$23,936	(\$23,936)	0.0%	100%	\$0 (d)
S-222	CITY SPECIAL EVENTS	\$3,600	\$379,320	(\$375,720)	1.0%	100%	\$0 (d)
S-223	SPORTSPLEX	\$413,830	\$934,659	(\$520,829)	44.3%	100%	\$0 (d)
S-224	FACILITY & PARK SHELTER RENTAL	\$372,400	\$587,179	(\$214,779)	63.4%	100%	\$0 (d)
S-225	FACILITY OPERATIONS & PROGRAMMING	\$0	\$381,087	(\$381,087)	0.0%	100%	\$0 (d)
S-226	PASSPORT SERVICES	\$12,800	\$46,260	(\$33,460)	27.7%	30%	\$0 (c)
<b>SUBTOTAL - COMMUNITY SERVICES</b>		<b>\$1,693,830</b>	<b>\$4,283,121</b>	<b>(\$2,589,291)</b>	<b>0.0%</b>		<b>\$0</b>

NOTES:

- (a) Insufficient volume to determine financial impact
- (b) Deposit/Actual Costs based service/fee
- (c) Fee restricted by Law
- (d) Fees are market sensitive
- (e) Deletion of service/fee

Conclusion of Community Services. Community Services include fees from the Community Services Department. As anticipated, the above findings suggest that a subsidy level exists for leisure & cultural activities. This report recommends that leisure and cultural service cost recovery goals be set as a percentage of their program costs, which is detailed in **Appendix C** of this Report. This practice is quite common in local government operations, not because indirect costs do not exist and are not important, but rather to ensure that the cost recovery goals remain relevant, market competitive, and are easily reproducible.

Social Policy. The City Council should develop a conscious policy as to what programs and service centers, and to what extent, should be subsidized with tax monies in promoting social benefit. It may well be that some level of subsidy for many of the services identified in this group is not only necessary, but also appropriate. If that is deemed to be the case, subsidy levels can be set as part of a budgetary or programmatic policy statement. These policy statements can also explicitly describe the social reasoning involved in the decision-making process.

### Administration

Administration services include business license processing, returned check processing and a credit card processing surcharge.

The Business License service in most cities provide two different functions. The first is the collection of the city's business tax, in which the tax rates are embedded within the municipal code. The business tax should pay for the city's business tax collection and enforcement costs. The second function of the Business license is to record, permit and enforce business codes within the City. This function is more time consuming and may require coordination with several departments.

**TABLE 4 – ADMINISTRATION**

REF # (1)	SERVICE (2)	TOTAL FEE REVENUE (3)	TOTAL SERVICE COST (4)	TOTAL PROFIT/ (SUBSIDY) (5)	PCT. RECOVERY FROM FEES		POSSIBLE NEW REVENUE (8)
					ACTUAL (6)	SUGGEST (7)	
S-227	BUSINESS LICENSE PROCESSING	\$34,100	\$35,419	(\$1,319)	96.3%	100%	\$0
S-228	LATE PAYMENT PROCESSING	\$0	\$0	\$0	0.0%	100%	\$0 (e)
S-229	NSF CHECK PROCESSING	\$250	\$384	(\$134)	65.1%	100%	\$100
S-230	CREDIT CARD PROCESSING	\$56,500	\$74,432	(\$17,932)	75.9%	100%	\$17,900
S-231	DOCUMENT REPRODUCTION	\$0	\$1	(\$1)	0.0%	50%	\$0 (c)
S-232	ELECTRONIC FILE REPRODUCTION	\$2	\$2	\$0	100.0%	100%	\$0 (c)
S-233	DOCUMENT CERTIFICATION	\$25	\$40	(\$15)	62.5%	100%	\$0
S-234	RECORDS RESEARCH/COMPILATION	\$0	\$0	\$0	0.0%	100%	\$0
S-235	SUBPOENA FOR DOCUMENTS	\$1,095	\$2,236	(\$1,141)	49.0%	100%	\$0 (c)
S-236	SUBPOENA FOR WITNESSES	\$3,575	\$6,353	(\$2,778)	56.3%	100%	\$0 (c)
S-237	NOTARY PUBLIC SERVICES	\$0	\$0	\$0	0.0%	100%	\$0 (c)
S-238	LIFE VERIFICATION	\$75	\$61	\$14	123.0%	100%	\$0
<b>SUBTOTAL - ADMINISTRATION</b>		<b>\$95,622</b>	<b>\$118,928</b>	<b>(\$23,306)</b>	<b>80.4%</b>		<b>\$18,000</b>

NOTES:

- (a) Insufficient volume to determine financial impact
- (b) Deposit/Actual Costs based service/fee
- (c) Fee restricted by Law
- (d) Fees are market sensitive
- (e) Deletion of service/fee

Administration Services provided to individuals and businesses account for \$118,928 in total service costs, and the City is able to recover 80.4% from the current fees. RCS' suggested fees could recover an additional \$18,000 annually for the City.



### Summary of Personal Choice Services

The purpose of this Chapter is to present the services which RCS has initially labeled as Personal Choice and to suggest the magnitude of possible cost recovery. The following Table summarizes the recommendations and suggestions made in this Chapter.

TABLE 7 – SUMMARY

SERVICE	TOTAL FEE REVENUE	TOTAL SERVICE COST	TOTAL PROFIT/ (SUBSIDY)	PCT. RECOVERY FROM FEES		POSSIBLE NEW REVENUE
				ACTUAL	SUGGEST	
[S-001 to S-099] DEVELOPMENT SERVICES	\$4,449,121	\$3,562,921	\$886,200	124.9%	VAR.	\$194,900
[S-100 to S-214] PUBLIC SAFETY	\$3,439,332	\$14,528,780	(\$11,089,448)	23.7%	VAR.	\$1,176,700
[S-215 to S-226] COMMUNITY SERVICES	\$1,693,830	\$4,283,121	(\$2,589,291)	0.0%	VAR.	\$0
[S-227 to S-238] ADMINISTRATION	\$95,622	\$118,928	(\$23,306)	80.4%	VAR.	\$18,000
ALL FEE SERVICES	\$9,677,905	\$22,493,750	(\$12,815,845)	43.0%		\$1,389,600

If all the recommendations made in this Chapter and suggested fees in Appendix A are adopted, the City would raise \$1,389,600 on an annual basis.

The above table shows that the City is subsidizing \$12,815,845 of Personal Choice Services with City tax dollars. Should the City Council feel that tax dollars are insufficient, or use for different purposes, this chapter has shown that there are opportunities to either increase the user fees or lower the cost of Personal Choice Services.

### A Master Fee Resolution

RCS recommends that the City adopt a Master Fee Resolution which the Finance Department updates and the City Council adopts annually. RCS will work with Finance to help implement this Resolution.

### Policy Regarding “New” Services

RCS also recommends that the City Council adopt a policy of not starting any new service without a cost analysis, using the costing approach utilized in this Report, so as to determine ways in which the service could be fee-financed, if at all possible. This approach could be used when considering new parks or public buildings, improved police protection, or any other desired function or service.

**THIS PAGE INTENTIONALLY BLANK**

---

## CHAPTER IV – CONCLUSION

---

RCS has subjected the City's operations to a detailed analysis seeking alternate and more equitable ways to finance its services. This report presents the analytical advantages which are available to the City through the institution of a comprehensive system designed by RCS to implement Article XIII B of the California Constitution.

### **Elimination of Subsidies**

This Report highlights and recommends that most tax subsidies be eliminated as being unintentional. Service users thus can vote with their dollars and not use a service for which they are unwilling or unable to pay. Hidden subsidies, which have existed for many of the City's supposedly self-financed and self-supporting services, can now be re-evaluated.

### **Result of Acceptance of Fee Suggestions**

If RCS' suggested fee recommendations are adopted, then a significant amount of added revenues will be available to the City, which would provide taxpayer equity. Most of these new revenues will be from fee increases to replace tax monies used to make up the difference between fees collected and costs incurred in providing the services, which will then be available for those services which can only be funded from taxes.

These tax "diversions" are the now-documented tax subsidies to potentially self-supporting City services. Thus, additional monies could be made available for police services, infrastructure maintenance, and other City services which are not generally conducive to service charges, thereby achieving much closer equity between benefits and associated payments.

Policy Guidance. More importantly, the Council would be able to make its decisions based on business principles as much as is possible.

Understanding of Equitable Charging for Government. The City Council now has to assist its constituents to understand that under the California Constitution the intent is that:

- Taxes finance services for which there is no alternative way to finance them.
- Service charges should be utilized to finance those things for which benefits can be determined.
- Beneficiaries of such services be charged in direct relationship to the benefits derived.

**Final Thoughts**

The City has appropriately responded to the mandate and spirit of Proposition 4. It is utilizing the passage of Propositions 4, 13 and 218 and the attention given to them as an opportunity to review its financial structure and philosophy, and to institute a businesslike cost control system, tailored to the City's needs, to supplement its governmental accounting and budgeting systems.

The cooperation, excellent support and data provided in accomplishment of the work reported herein speaks well of the way in which a City organization can adapt to the so-called "new realities" of California governmental finance.

**APPENDIX A – SUMMARY OF CURRENT AND PROPOSED FEES**

**CITY OF WEST COVINA  
FEE COMPARISON REPORT  
FY 2022-23**

**REF #: S-001**

**TITLE: ADD'L PLANNING APPLICATION REVIEW**

**CURRENT FEE**

None

**RECOMMENDED FEE**

\$87 per hour with a minimum of one hour

**REF #: S-002**

**TITLE: ADMINISTRATIVE REVIEW**

**CURRENT FEE**

FBHR of staff + actual cost of City Attorney against a \$440 deposit

(For the FBHR of staff, City charges a flat rate of \$96.36 per hour against the deposit.)

**RECOMMENDED FEE**

\$565

**REF #: S-003**

**TITLE: ADMINISTRATIVE USE PERMIT**

**CURRENT FEE**

Large Family Daycare - FBHR of staff + actual cost of City Attorney against a \$500 deposit (#5; \$2,500)  
 Second Driveway - \$745 each (#15; \$11,175)  
 Pot Bellied Pig - \$98 each (Only routed to Code Enforcement)  
 Other - FBHR of staff + actual cost of City Attorney against a \$770 deposit (#5; \$3,850)

(For the FBHR of staff, City charges a flat rate of \$96.36 per hour against the deposit.)

**RECOMMENDED FEE**

\$640 - Residential -- No Construction\*  
 \$1,290 - Residential -- Construction\*  
 \$1,375 - Commercial\*  
 \* Plus an additional fee of \$3,065 plus actual cost of the City Attorney if a public hearing is required and/or requested charged against an initial deposit as determined by the C.D. Director

**REF #: S-004**

**TITLE: ADULT ORIENTED BUSINESS**

**CURRENT FEE**

FBHR of staff + actual cost of City Attorney against a \$2,500 deposit

**RECOMMENDED FEE**

Fully-Burdened Hourly Rate of staff, City Attorney and consultant charged against an initial deposit determined by the C.D. Director.

**REF #: S-005**

**TITLE: AMENDMENT TO CONDITIONS OF APPROVAL**

**CURRENT FEE**

Current applications which require an Amendment are just charged the additional cost against their deposit for the original application.

**RECOMMENDED FEE**

Fully-Burdened Hourly Rate of staff, City Attorney and consultant charged against an initial deposit determined by the C.D. Director.

**CITY OF WEST COVINA  
FEE COMPARISON REPORT  
FY 2022-23**

---

**REF #: S-006**

**TITLE: ANNEXATION/DEANNEXATION PROC'G**

**CURRENT FEE**

FBHR of staff against a \$2,500 deposit

**RECOMMENDED FEE**

Fully-Burdened Hourly Rate of staff, City Attorney and consultant charged against an initial deposit determined by the C.D.Director.

---

**REF #: S-007**

**TITLE: APPEAL TO PLNG.COMM./CITY COUNCIL**

**CURRENT FEE**

Hearing Item - \$750 Non-Refundable Filing Fee + FBHR of Staff  
Non-Hearing Item - \$348 Non-Refundable Filing Fee + FBHR of Staff

**RECOMMENDED FEE**

Hearing Item - \$3,065 plus actual cost of the City Attorney charged against an initial deposit determined by the C.D.Director  
Non-Hearing Item - \$2,565 plus actual cost of the City Attorney charged against an initial deposit determined by the C.D.Director

(For the FBHR of staff, City charges a flat rate of \$96.36 per hour against the deposit.)

---

**REF #: S-008**

**TITLE: APPEAL OF REVOCATION HEARING**

**CURRENT FEE**

FBHR of staff + 50% of the actual cost of preparing the administrative record against a \$750 deposit

**RECOMMENDED FEE**

\$4,205 plus actual cost of the City Attorney charged against an initial deposit determined by the C.D.Director

(For the FBHR of staff, City charges a flat rate of \$96.36 per hour against the deposit.)

---

**REF #: S-009**

**TITLE: ART IN PUBLIC PLACES**

**CURRENT FEE**

FBHR of staff against a \$1,000 deposit

**RECOMMENDED FEE**

\$1,260

(For the FBHR of staff, City charges a flat rate of \$96.36 per hour against the deposit.)

---

**REF #: S-010**

**TITLE: CODE AMENDMENT**

**CURRENT FEE**

FBHR of staff + actual cost of City Attorney against a \$2,500 deposit

**RECOMMENDED FEE**

\$7,720 plus actual cost of the City Attorney charged against an initial deposit determined by the C.D.Director

(For the FBHR of staff, City charges a flat rate of \$96.36 per hour against the deposit.)

**CITY OF WEST COVINA  
FEE COMPARISON REPORT  
FY 2022-23**

**REF #: S-011**

**TITLE: CODE, COVENANTS & RESTRICTIONS REV.**

**CURRENT FEE**

\$1,094 plus cost of City Attorney

**RECOMMENDED FEE**

\$130 plus actual cost of the City Attorney charged against an initial deposit determined by the C.D. Director

**REF #: S-012**

**TITLE: CONCEPTUAL PLAN REVIEW**

**CURRENT FEE**

FBHR of staff + actual cost of City Attorney against a \$4,000 deposit

**RECOMMENDED FEE**

Staff recommends deleting this service as it is the same as Preliminary Review (T-236).

**REF #: S-013**

**TITLE: CONDITIONAL USE PERMIT**

**CURRENT FEE**

FBHR of staff + actual cost of City Attorney against a \$3,000 deposit

(For the FBHR of staff, City charges a flat rate of \$96.36 per hour against the deposit.)

**RECOMMENDED FEE**

Commercial - \$5,555\* plus actual cost of the City Attorney charged against an initial deposit determined by the C.D. Director

Residential - \$4,750\* plus actual cost of the City Attorney charged against an initial deposit determined by the C.D. Director

\*Fee includes one (1) public hearing. Additional public hearings will be charged the Fully-Burdened Hourly Rate of Staff against an initial deposit determined by the C.D. Director

**REF #: S-014**

**TITLE: COVENANT PREPARATION**

**CURRENT FEE**

\$559

**RECOMMENDED FEE**

\$210

**REF #: S-015**

**TITLE: DESIGN REVIEW**

**CURRENT FEE**

\$500 - Addition of Floor Area (#44; \$22,000)  
\$100 - Non-Floor Area Revisions (#66; \$6,600)

**RECOMMENDED FEE**

\$580 - Addition of Floor Area (Subcommittee Review)  
\$85 - Non-Floor Area Revisions (Staff Approved)

**REF #: S-016**

**TITLE: DEVELOPMENT AGREEMENT**

**CURRENT FEE**

FBHR of staff + actual cost of City Attorney against a \$2,500 deposit

(For the FBHR of staff, City charges a flat rate of \$96.36 per hour against the deposit.)

**RECOMMENDED FEE**

\$3,175 plus actual cost of the City Attorney charged against an initial deposit determined by the C.D. Director



**CITY OF WEST COVINA  
FEE COMPARISON REPORT  
FY 2022-23**

**REF #: S-017**

**TITLE: FILM PERMIT**

**CURRENT FEE**

Application Fee (All) - \$2,696 plus security and cleaning deposit of \$1,020.  
Film (Photography/Motion Picture) Permit - FBHR of staff  
Film (Major Production) Permit - FBHR of staff. Security and cleaning deposit of \$1,020. \$1,500 deposit is required per case.  
(For each type of permit - normally, one police officer will be required on site at the FBHR of the officer.)

**RECOMMENDED FEE**

Application Fee (All) - \$950, if a public hearing is required and/or requested there is an add'l fee of \$3,065 plus actual cost of the City Attorney charged against an initial deposit as determined by the C.D. Director  
Film (Photography/Motion Picture) Permit - FBHR of staff  
Film (Major Production) Permit - FBHR of staff. Security and cleaning deposit as determined by the C.D. Director  
(For each type of permit - normally, one police officer will be required on site at the FBHR of the officer.)

**REF #: S-018**

**TITLE: GENERAL PLAN AMENDMENT**

**CURRENT FEE**

FBHR of staff + actual cost of City Attorney against a \$8,000 deposit  
  
(For the FBHR of staff, City charges a flat rate of \$96.36 per hour against the deposit.)

**RECOMMENDED FEE**

\$13,215 plus actual cost of the City Attorney charged against an initial deposit as determined by the C.D. Director. The base fee includes the first 65 hours of the Planning Manager, additional hours would be at \$150 each charged against an initial deposit as determined by the C.D. Director

**REF #: S-019**

**TITLE: GENERAL PLAN UPDATE SURCHARGE**

**CURRENT FEE**

17.7% of the Building permit fee for all projects that require a zoning clearance with the exception of solar which is excluded by State Law

**RECOMMENDED FEE**

17.7% of the Building permit fee for all projects that require a zoning clearance with the exception of solar which is excluded by State Law

**REF #: S-020**

**TITLE: HIST.PROP.CERT.OF APPROPRIATENESS**

**CURRENT FEE**

\$3,044

**RECOMMENDED FEE**

Fully-Burdened Hourly Rate of staff, City Attorney and consultant charged against an initial deposit determined by the C.D. Director.

**REF #: S-021**

**TITLE: LANDSCAPE/IRRIG.P.CK & INSP-COM'L**

**CURRENT FEE**

FBHR of staff + actual cost of consultant against a \$2,500 deposit

**RECOMMENDED FEE**

Fully-Burdened Hourly Rate of staff, City Attorney and consultant charged against an initial deposit determined by the C.D. Director.

**CITY OF WEST COVINA  
FEE COMPARISON REPORT  
FY 2022-23**

**REF #: S-022**

**TITLE: LANDSCAPE/IRRIG.P.CK. & INSP-RES'L**

**CURRENT FEE**

FBHR of staff + actual cost of consultant against a \$1,250 deposit

**RECOMMENDED FEE**

Fully-Burdened Hourly Rate of staff, City Attorney and consultant charged against an initial deposit determined by the C.D.Director.

**REF #: S-023**

**TITLE: MESSAGE TECHNICIAN REVIEW**

**CURRENT FEE**

FBHR of staff + actual cost of City Attorney against a \$1,300 deposit

**RECOMMENDED FEE**

Fully-Burdened Hourly Rate of staff, City Attorney and consultant charged against an initial deposit determined by the C.D.Director.

**REF #: S-024**

**TITLE: MODEL HOME MARKETING COMPLEX**

**CURRENT FEE**

FBHR of staff + actual cost of City Attorney against a \$1,300 deposit

**RECOMMENDED FEE**

\$1,805

(For the FBHR of staff, City charges a flat rate of \$96.36 per hour against the deposit.)

**REF #: S-025**

**TITLE: MULTIPLE APPLICATIONS**

**CURRENT FEE**

Most applications are based on the FBHR of staff. Any additional applications for the same project are charged against the original deposit.

**RECOMMENDED FEE**

Full cost for the most expensive application plus 50% of the fee for each additional application processed at the same time for the same project.  
(Note: the 50% discount is recommended by staff.)

**REF #: S-026**

**TITLE: PRECISE PLAN OF DESIGN-ADM.REVIEW**

**CURRENT FEE**

None

**RECOMMENDED FEE**

Base Fee:  
\$11,245 - 10 or less Units  
\$14,010 - 11 to 20 Units  
\$15,855 - more than 20 units  
plus actual cost of the City Attorney and/or City Architect charged against an initial deposit as determined by the C.D.Director.  
Additional hours of the Planning Manager and Project Planner will be charged the Fully-Burdened Hourly Rate of Staff against an initial deposit determined by the C.D.Director.

**CITY OF WEST COVINA  
FEE COMPARISON REPORT  
FY 2022-23**

**REF #: S-027**

**TITLE: PRECISE PLAN OF DESIGN-PLAN.COMM.**

**CURRENT FEE**

Regular - FBHR of staff + actual cost of City Attorney against a \$4,000 deposit  
Downtown Plan - FBHR of staff + actual cost of City Attorney against a \$7,000 deposit  
  
(For the FBHR of staff, City charges a flat rate of \$96.36 per hour against the deposit.)

**RECOMMENDED FEE**

\$21,430 plus actual cost of the City Attorney and/or City Architect charged against an initial deposit as determined by the C.D. Director. Fee includes one (1) public hearing and the first 80 hours of the Project Planner & 30 hours of the Planning Manager. Additional public hearings and hours of the Planning Manager and Project Planner will be charged the Fully-Burdened Hourly Rate of Staff against an initial deposit determined by the C.D. Director.

**REF #: S-028**

**TITLE: PLANNING DEPT.PLAN REVIEW SURCHGE**

**CURRENT FEE**

0.238% of the building valuation \$45 minimum - posted to General Fund revenue account 4613.

**RECOMMENDED FEE**

0.238% of the building valuation \$40 minimum

**REF #: S-029**

**TITLE: PLANNING DIR.MODIFICATION REVIEW**

**CURRENT FEE**

FBHR of staff + actual cost of City Attorney against a \$1,000 deposit

**RECOMMENDED FEE**

Staff recommends deleting this fee as it is not used.

**REF #: S-030**

**TITLE: PRELIMINARY REVIEW MEETING**

**CURRENT FEE**

Regular - \$3,000  
Downtown - FBHR of staff + actual cost of City Attorney against a \$3,000 deposit

**RECOMMENDED FEE**

\$3,305

**REF #: S-031**

**TITLE: PROSP.HOMEOWNER AWAR.PKG.REVIEW**

**CURRENT FEE**

\$1,094 plus cost of City Attorney

**RECOMMENDED FEE**

\$790

**REF #: S-032**

**TITLE: PUBLIC RIGHT-OF-WAY BANNER**

**CURRENT FEE**

\$693 per banner

**RECOMMENDED FEE**

\$280 for Planning Review of each banner. Installation and removal are charged for separately by Public Works.

**CITY OF WEST COVINA  
FEE COMPARISON REPORT  
FY 2022-23**

**REF #: S-033**

**TITLE: REASONABLE ACCOMMODATION PROC'G**

**CURRENT FEE**

**RECOMMENDED FEE**

FBHR of staff + actual cost of City Attorney against a \$770 deposit \$960

(For the FBHR of staff, City charges a flat rate of \$96.36 per hour against the deposit.)

**REF #: S-034**

**TITLE: SECOND UNIT REVIEW**

**CURRENT FEE**

**RECOMMENDED FEE**

FBHR of staff + actual cost of City Attorney against a \$1,000 deposit

\$960 - New construction and/or new floor area addition  
\$615 - Existing structure conversion

(For the FBHR of staff, City charges a flat rate of \$96.36 per hour against the deposit.)

**REF #: S-035**

**TITLE: SITE PLAN REVIEW-MINOR**

**CURRENT FEE**

**RECOMMENDED FEE**

FBHR of staff against a \$1,000 deposit

\$1,545 - Minor other  
\$515 - Fence/Wall/Color

(For the FBHR of staff, City charges a flat rate of \$96.36 per hour against the deposit.)

**REF #: S-036**

**TITLE: SIGN REVIEW**

**CURRENT FEE**

**RECOMMENDED FEE**

Sign Criteria Review - FBHR of staff against a \$1,350 deposit

Sign Administrative Review - \$555 per sign  
Sign Permit Clearance - \$65 per sign  
Sign Criteria Review - \$1,375

Sign Permit Clearance - \$189 per sign (#30; \$5,670)  
Sign Administrative Review - \$550 per sign (#8; \$4,400)

(For the FBHR of staff, City charges a flat rate of \$96.36 per hour against the deposit.)

**CITY OF WEST COVINA  
FEE COMPARISON REPORT  
FY 2022-23**

---

**REF #: S-037**

**TITLE: SLIGHT MODIFICATION**

**CURRENT FEE**

SFD - FBHR of Staff plus actual cost of City Attorney against a deposit of \$770  
All Others - FBHR of Staff plus actual cost of City Attorney against a deposit of \$1,300

(For the FBHR of staff, City charges a flat rate of \$96.36 per hour against the deposit.)

**RECOMMENDED FEE**

\$1,660 plus actual cost of the City Attorney charged against an initial deposit determined by the C.D. Director

---

**REF #: S-038**

**TITLE: MINOR MODIFICATION**

**CURRENT FEE**

FBHR of staff against a deposit of \$1,000

(For the FBHR of staff, City charges a flat rate of \$96.36 per hour against the deposit.)

**RECOMMENDED FEE**

\$460

---

**REF #: S-039**

**TITLE: SPECIAL EVENT REVIEW**

**CURRENT FEE**

Permit - \$347 each  
Banner - \$50 each

(For the FBHR of staff, City charges a flat rate of \$96.36 per hour against the deposit.)

**RECOMMENDED FEE**

\$495 - Permit  
\$135 - Special Event Banner, for all banners submitted at the same time

---

**REF #: S-040**

**TITLE: SPECIAL EXCEPTION REVIEW (DTN.PLN)**

**CURRENT FEE**

FBHR of staff + actual cost of City Attorney against a \$2,500 deposit

(For the FBHR of staff, City charges a flat rate of \$96.36 per hour against the deposit.)

**RECOMMENDED FEE**

\$610

---

**REF #: S-041**

**TITLE: TEMPORARY USE PERMIT REVIEW**

**CURRENT FEE**

FBHR of staff with a 3 hour minimum against a \$800 deposit

(For the FBHR of staff, City charges a flat rate of \$96.36 per hour against the deposit.)

**RECOMMENDED FEE**

\$535

**CITY OF WEST COVINA  
FEE COMPARISON REPORT  
FY 2022-23**

**REF #: S-042**

**TITLE: TENTATIVE PARCEL MAP PROCESSING**

**CURRENT FEE**

FBHR of staff + actual cost of City Attorney against a \$4,000 deposit

(For the FBHR of staff, City charges a flat rate of \$96.36 per hour against the deposit.)

**RECOMMENDED FEE**

\$6,315 plus actual cost of the City Attorney charged against an initial deposit determined by the C.D. Director. Fee includes one (1) public hearing. Additional public hearings will be charged the Fully-Burdened Hourly Rate of Staff against an initial deposit determined by the C.D. Director

**REF #: S-043**

**TITLE: TENTATIVE TRACT MAP PROCESSING**

**CURRENT FEE**

FBHR of staff + actual cost of City Attorney against a \$8,000 deposit

(For the FBHR of staff, City charges a flat rate of \$96.36 per hour against the deposit.)

**RECOMMENDED FEE**

\$12,150 plus actual cost of the City Attorney charged against an initial deposit determined by the C.D. Director. Fee includes one (1) public hearing. Additional public hearings will be charged the Fully-Burdened Hourly Rate of Staff against an initial deposit determined by the C.D. Director.

**REF #: S-044**

**TITLE: TIME EXTENSION**

**CURRENT FEE**

\$948 - Planning Commission Public Hearing Item  
\$175 - Miscellaneous Permits / Requests

**RECOMMENDED FEE**

\$1,050 - Planning Commission Public Hearing Item  
\$780 - Miscellaneous Permits / Requests

**REF #: S-045**

**TITLE: TREE REMOVAL - PRIVATE PROPERTY**

**CURRENT FEE**

Permit - \$90 for the 1st tree and \$50 for each additional tree

**RECOMMENDED FEE**

Permit - \$255 for the 1st tree and \$20 for each additional tree

**REF #: S-046**

**TITLE: VARIANCE REVIEW**

**CURRENT FEE**

FBHR of staff + actual cost of City Attorney against a \$3,000 deposit

(For the FBHR of staff, City charges a flat rate of \$96.36 per hour against the deposit.)

**RECOMMENDED FEE**

\$12,315 plus actual cost of the City Attorney charged against an initial deposit as determined by the C.D. Director. Fee includes one (1) public hearing and the first 60 hours of the Project Planner & 25 hours of the Planning Manager. Additional public hearings and hours of the Planning Manager and Project Planner will be charged the Fully-Burdened Hourly Rate of Staff against an initial deposit determined by the C.D. Director.

**CITY OF WEST COVINA  
FEE COMPARISON REPORT  
FY 2022-23**

**REF #: S-047**

**TITLE: ZONE CHANGE**

**CURRENT FEE**

FBHR of staff + actual cost of City Attorney against a \$8,000 deposit

(For the FBHR of staff, City charges a flat rate of \$96.36 per hour against the deposit.)

**RECOMMENDED FEE**

\$9,835 plus actual cost of the City Attorney charged against an initial deposit determined by the C.D. Director.

**REF #: S-048**

**TITLE: ZONING VERIFICATION LETTER**

**CURRENT FEE**

FBHR of staff against a \$180 deposit for two hours

(For the FBHR of staff, City charges a flat rate of \$96.36 per hour against the deposit.)

**RECOMMENDED FEE**

\$475

**REF #: S-049**

**TITLE: BUILDING PLAN CHECK/INSPECTION**

**CURRENT FEE**

Various fees

**RECOMMENDED FEE**

**REF #: S-050**

**TITLE: PLAN CHECK-STREET & ON-SITE IMPVMTS**

**CURRENT FEE**

\$1,887.86 - Under \$10K plus 29.42% of excess over \$5K  
 \$3,416.23 - \$10K to and including \$100K plus 13.05% of excess over \$10K  
 \$15,619.29 - Over \$100K plus 3.18% of excess over \$100K

**RECOMMENDED FEE**

Fee based on Estimated Construction Cost excluding rough grading:  
 \$0 to \$ 5,000 - \$2,921 Minimum  
 \$5,001 to \$10,000 - \$2,921 plus 29.43% of the Cost over \$5,000  
 \$10,001 to \$100,000 - \$4,392 plus 15.10% of the Cost over \$10,000  
 Greater than \$100,000 - \$17,982 plus 2.92% of the Cost over \$100,000

**CITY OF WEST COVINA  
FEE COMPARISON REPORT  
FY 2022-23**

**REF #: S-051**

**TITLE: PLAN CHECK-S.D.,SWR MAINS,LATRLS**

**CURRENT FEE**

\$5,802.82 - Under \$10K  
 \$5,802.82 - \$10K to and including \$50K plus 12.6% of excess over \$10K  
 \$11,039.38 - Over \$50K plus 7.2% of excess over \$50K

**RECOMMENDED FEE**

Fee based on Estimated Construction Cost excluding rough grading:  
 \$0 to \$10,000 - \$4,426 Minimum  
 \$10,001 to \$50,000 - \$4,426 plus 3.29% of the Cost over \$10,000  
 Greater than \$50,000 - \$5,742 plus 10.52% of the Cost over \$50,000

**REF #: S-052**

**TITLE: P.CK+INSP-BRIDGES & CULVERTS**

**CURRENT FEE**

Percentage of Estimated Construction Cost:  
 6.30% - Under \$20K  
 2.40% - \$20K to and including \$100K  
 1.90% - Over \$100K

**RECOMMENDED FEE**

Staff recommends deleting this fee as the Street improvement fee would cover the costs.

**REF #: S-053**

**TITLE: PLAN CK-WALLS: RETAIN'G+OVER HEIGHT**

**CURRENT FEE**

\$1,887.86 - Under \$20K plus 29.42% over \$5K  
 \$3,416.23 - \$20K to and including \$100K plus 13.05% of excess over \$10K  
 \$15,619.29 - Over \$100K plus 3.18% of excess over \$10K

**RECOMMENDED FEE**

Fee based on Estimated Construction Cost:  
 \$0 to \$ 5,000 - \$2,697 Minimum  
 \$5,001 to \$20,000 - \$2,697 plus 8.77% of the Cost over \$5,000  
 \$20,001 to \$100,000 - \$4,012 plus 12.60% of the Cost over \$20,000  
 Greater than \$100,000 - \$14,092 plus 4.09% of the Cost over \$100,000

**REF #: S-054**

**TITLE: PLAN CHECK-GRADING FOR SUBDIV.PROJ.**

**CURRENT FEE**

1 to 100,000 cu.yds - \$8,840.85 plus 16.72% in excess of 10K cubic yards  
 100,001-500,000 cu.yds - \$24,475.72 plus 4.74% in excess of 100K cu.yds  
 500,001-1M cu.yds - \$44,175.16 plus 3.50% in excess of 500K cu.yds  
 1,000,001 CY and above - 1.50%  
 (Volume is the total Cut+Fill+Over Excavation in CY)

**RECOMMENDED FEE**

Fee based on Grading Volume in Cubic Yards (CY) = Total Cut + Fill + Over Excavation: OFT= "or fraction thereof"  
 1 to 10,000 CY - \$13,332 Minimum  
 10,001 to 100,000 CY - \$13,332 plus \$19.48/100 CY OFT over 10,000 CY  
 100,001 to 500,000 CY - \$30,864 plus \$65.74/1K CY OFT over 100,000 CY  
 500,001 to 1M CY - \$57,160 plus \$35.06/1K CY OFT over 500,000 CY  
 Greater than 1M CY - \$74,690 plus \$25.52/1K CY OFT over 1M CY



**CITY OF WEST COVINA  
FEE COMPARISON REPORT  
FY 2022-23**

**REF #: S-055**

**TITLE: PLAN CK-GRADING: NON-SUBDIV PROJ**

**CURRENT FEE**

1 to 1,000 cu.yds - \$759.80 plus \$77.98/100 CY or fraction thereof in excess of 100 cubic yards  
 1,001-10,000 cu.yds - \$2,307.35 plus \$159.95/1K CY or fraction thereof in excess of 1K cu.yds  
 10,001-100K cu.yds - \$3,747.06 plus \$94.47/1K CY or fraction thereof in excess of 10K cu.yds  
 100,001-500K CY - \$12,264.98 plus \$261.10/10K CY in excess of 10K cu.yds or fraction thereof in excess of 100K cubic yards

**RECOMMENDED FEE**

Fee based on Grading Volume in Cubic Yards (CY) = Total Cut + Fill + Over Excavation: OFT= "or fraction thereof"  
 1 to 50 CY - \$725; 51 to 100 CY - \$725 plus \$14.50/CY OFT over 50 CY  
 101 to 1,000 CY - \$1,450 plus \$258/100 CY OFT over 100 CY  
 1,001 to 10,000 CY - \$3,772 plus \$40/100 CY OFT over 1,000 CY  
 10,001 to 100,000 CY - \$7,372 plus \$120/1K CY OFT over 10,000 CY  
 100,001 to 200,000 CY - \$18,172 plus \$88/1K CY OFT over 100,000 CY

**REF #: S-056**

**TITLE: PLAN REVISION CHKING/AS BUILD REV.**

**CURRENT FEE**

\$170.40 per hour

**RECOMMENDED FEE**

\$220 per hour

**REF #: S-057**

**TITLE: INSPECTION-STREET & ON-SITE IMPVMTS**

**CURRENT FEE**

\$174.55 - permit issuance fee  
 \$414.56 - \$0 to \$20K plus 24.06% in excess of \$1,625  
 \$5,009.02 - Over \$20K plus 13.56% in excess of \$20K

**RECOMMENDED FEE**

\$135 - permit issuance fee  
 Fee based on Estimated Construction Cost  
 \$0 to \$1,625 - \$1,226 Minimum  
 \$1,625 to \$20,000 - \$1,226 plus 13.43% of the Cost over \$1,625  
 Greater than \$20,000 - \$3,694 plus 15.55% of the Cost over \$20,000

**REF #: S-058**

**TITLE: INSPECTION-S.D.SYS;SWR MAINS;LATRLS**

**CURRENT FEE**

\$174.55 - permit issuance fee  
 \$270.14 - \$0 to \$100K plus 12.50% in excess of \$2K  
 \$12,997.89 - Over \$100K plus 11% in excess of \$20K

**RECOMMENDED FEE**

\$135 - permit issuance fee  
 Fee based on Estimated Construction Cost  
 \$0 to \$2,000 - \$913 Minimum  
 \$2,000 to \$100,000 - \$913 plus 7.28% of the Cost over \$2,000  
 Greater than \$100,000 - \$8,047 plus 7.78% of the Cost over \$100,000

**CITY OF WEST COVINA  
FEE COMPARISON REPORT  
FY 2022-23**

**REF #: S-059**

**TITLE: INSPECTION-BRIDGES & CULVERTS**

**CURRENT FEE**

\$174.55 - permit issuance fee  
\$275.34 - Minimum  
See Plan Check fees that include permit fees.

**RECOMMENDED FEE**

Fully-Burdened Hourly Rate of staff and consultants against an initial deposit as determined by the C.D. Director.

**REF #: S-060**

**TITLE: INSP-WALLS: RETAIN'G/OVER HEIGHT**

**CURRENT FEE**

\$174.55 - permit issuance fee  
\$414.56 - \$0 to \$20K plus 24.06% in excess of \$1,625  
\$5,009.02 - Over \$20K plus 13.56% in excess of \$20K

**RECOMMENDED FEE**

\$135 - permit issuance fee  
Fee based on Estimated Construction Cost:  
\$0 to \$1,625 - \$913 Minimum  
\$1,625 to \$20,000 - \$913 plus 13.43% of the Cost over \$1,625  
Greater than \$20,000 - \$3,381 plus 15.55% of the Cost over \$20,000

**REF #: S-061**

**TITLE: INSPECTION-GRADING: SUBDIV.PROJ.**

**CURRENT FEE**

\$174.55 - permit issuance fee  
\$414.56 - \$0 to \$20K plus 24.06% in excess of \$1,625  
\$5,009.02 - \$20,001 - \$100K plus 13.56% in excess of \$20K  
\$16,280.09 - \$100,001 - \$500K plus 7.16% in excess of \$100K  
\$46,037.05 - Over \$500K plus 3.77% in excess of \$500K  
(For cost estimate use LACO Grading Bond Calculation Factor, verify every July 1st: 1001 CY-100K CY: \$2.19; Greater than 100K CY: \$1.10)

**RECOMMENDED FEE**

Staff recommends deleting this fee as all grading inspections can be charged under T-332

**REF #: S-062**

**TITLE: INSPECTION-GRADING**

**CURRENT FEE**

\$174.55 - permit issuance fee  
1 to 1,000 cu.yds - \$476.42 plus \$114.34/100 CY or fraction thereof in excess of 100 cubic yards  
1,001-10,000 cu.yds - \$1,929.16 plus \$135.43/1K CY or fraction thereof in excess of 1K cu.yds  
10,001-100K cu.yds - \$3,146.86 plus \$86.40/1K CY or fraction thereof in excess of 10K cu.yds  
100,001 CY and above - \$10,933.62 plus \$215.50/10K CY or fraction thereof in excess of 100K cu.yds  
(Volume is the total Cut+Fill+Over Excavation in CY)

**RECOMMENDED FEE**

\$135 - permit issuance fee  
Fee based on Grading Volume in Cubic Yards (CY) = Total Cut + Fill + Over Excavation:  
1 to 100 CY - \$1,048 Minimum  
101 to 1,000 CY - \$1,048 plus \$2.59/CY over 100 CY  
1,001 to 10,000 CY - \$3,379 plus \$25.92/100CY over 1,000 CY  
10,001 to 100,000 CY - \$ 5,712 plus \$11.23/100 CY over 10,000 CY  
Greater than 100,000 CY - \$15,819 plus \$7.91/100 CY over 100,000 CY

**CITY OF WEST COVINA  
FEE COMPARISON REPORT  
FY 2022-23**

---

**REF #: S-063**

**TITLE: INSPECTION-CURB/GUTTER/SIDEWALK**

**CURRENT FEE**

\$174.55 - permit issuance fee  
\$140.27 - Pre-Inspection fee for each site visit  
\$484.17 - 50LF - 250LF plus \$2.40/LF in excess of 50LF  
\$961.08 - 250LF - 500LF plus \$1.62/LF in excess of 250LF  
Actual Cost - 501LF and over

**RECOMMENDED FEE**

\$135 - permit issuance fee  
\$330 - Pre-Inspection fee for each site visit  
Fee based on Lineal Feet (LF):  
1 to 50 LF - \$390 Minimum  
50 to 250 LF - \$390 plus \$5.83 per LF in excess of 50 LF  
250 to 500LF - \$1,556 plus \$1.62/LF in excess of 250LF  
501LF and over - \$2,334 plus the lesser of \$1.62/LF or actual cost

---

**REF #: S-064**

**TITLE: INSPECTION-DRIVEWAY APPROACH**

**CURRENT FEE**

\$174.55 - permit issuance fee  
\$140.27 - Pre-Inspection fee for each site visit  
\$625.48 - Residential Driveway Approach  
\$770.94 - Commercial Driveway Approach

**RECOMMENDED FEE**

\$135 - permit issuance fee  
\$330 - Pre-Inspection fee for each site visit  
\$670 - Residential Driveway Approach  
\$915 - Commercial Driveway Approach

---

**REF #: S-065**

**TITLE: INSPECTION-CURB DRAIN**

**CURRENT FEE**

\$174.55 - permit issuance fee  
\$140.27 - Pre-Inspection fee for each site visit  
\$181.83 - 4" Core Drill or Box Culvert

**RECOMMENDED FEE**

\$135 - permit issuance fee  
\$330 - Pre-Inspection fee for each site visit  
\$195 - 4" Core Drill or Box Culvert

---

**REF #: S-066**

**TITLE: INSPECTION-A.C./P.C.C. PAVING**

**CURRENT FEE**

\$174.55 - permit issuance fee  
\$140.27 - Pre-Inspection fee for each site visit  
\$877.96 - Paving 500 sq.ft or less  
Actual Cost - Greater than 500 sq.ft

**RECOMMENDED FEE**

\$135 - permit issuance fee  
\$330 - Pre-Inspection fee for each site visit  
\$1,360 - Paving 500 sq.ft or less  
Actual Cost - Greater than 500 sq.ft

---

**REF #: S-067**

**TITLE: INSPECTION-EXCAVATION**

**CURRENT FEE**

\$174.55 - Permit issuance fee  
\$140.27 - Pre-Inspection fee for each site visit  
\$317.93 - Per Permit  
\$628.60 - Joint trench excavation permits for each dry utility  
\$447.81 - Road Closure (construction or excavation work)

**RECOMMENDED FEE**

\$135 - Permit issuance fee  
\$330 - Pre-Inspection fee for each site visit  
\$780 - Joint trench excavation permits for each dry utility  
\$780 - Road Closure (construction or excavation work)

**CITY OF WEST COVINA  
FEE COMPARISON REPORT  
FY 2022-23**

---

**REF #: S-068**

**TITLE: INSPECTION-NEW TREE WELL CONSTRUCT.**

**CURRENT FEE**

\$174.55 - permit issuance fee  
\$140.27 - Pre-Inspection fee for each site visit  
\$406.25 - Each well diameter 8" or less, and depth of 50' or less  
Actual Cost - Well diameter greater than 8" or depth greater than 50'

**RECOMMENDED FEE**

\$135 - Permit issuance fee  
\$330 - Pre-Inspection fee for each site visit  
\$585 - Each well diameter 8" or less, and depth of 50' or less  
\$780 - Well diameter greater than 8" or depth greater than 50'

---

**REF #: S-069**

**TITLE: INSPECTION-SEWER CONSTR.BY OWNER**

**CURRENT FEE**

\$174.55 - permit issuance fee  
\$140.27 - Pre-Inspection fee for each site visit  
\$160.01 - each

**RECOMMENDED FEE**

\$135 - Permit issuance fee  
\$330 - Pre-Inspection fee for each site visit  
\$780 - each inspection

---

**REF #: S-070**

**TITLE: INSPECT.-SWR CONN./ADD'N TO HSE.CON**

**CURRENT FEE**

Based on Valuation:  
\$174.55 - permit issuance fee  
\$140.27 - Pre-Inspection fee for each site visit  
\$100.78 - \$600 or less total valuation  
\$195.33 - \$601 to \$1,000  
\$313.78 - \$1,001 to \$1,500  
\$440.54 - \$1,501 to \$2,000  
\$560.02 - \$2,001 and over

**RECOMMENDED FEE**

\$270 - permit issuance fee  
\$330 - Pre-Inspection fee for each site visit  
Inspection:  
\$195 Minimum, up to \$1,000 valuation plus \$195 for each additional \$500 or fraction thereof in valuation

---

**REF #: S-071**

**TITLE: INSPECTION-SEWER SADDLE**

**CURRENT FEE**

\$174.55 - permit issuance fee  
\$140.27 - Pre-Inspection fee for each site visit  
\$160.01 - each sewer saddle (no excavation/backfill/resurfacing)

**RECOMMENDED FEE**

\$270 - permit issuance fee  
\$330 - Pre-Inspection fee for each site visit  
\$390 - each sewer saddle (no excavation/backfill/resurfacing)

**CITY OF WEST COVINA  
FEE COMPARISON REPORT  
FY 2022-23**

**REF #: S-072**

**TITLE: INSPECT-BACKFILL CESSPL/SEPTIC TNK**

**CURRENT FEE**

\$174.55 - permit issuance fee  
 \$140.27 - Pre-Inspection fee for each site visit  
 \$497.68 - Undergrnd Tank Operating Fee plus \$102.86 for  
 ea.undergrnd storage tank  
 \$1,412.00 - Ann.Mtc.Fee plus \$271.18 for ea.undergrnd storage  
 tank  
 \$1,658.24 - New Const.Plan Clearance plus \$488.33 for  
 ea.undergrnd storage tank  
 \$1,048.35 - Closure Appl. plus \$309.62 for ea.undergrnd storage  
 tank  
 plus five additional fees

**RECOMMENDED FEE**

\$270 - permit issuance fee  
 \$330 - Pre-Inspection fee for each site visit  
 All other work: Fully-Burdened Hourly Rate of staff and consultants  
 against an initial deposit as determined by the C.D.Director.

**REF #: S-073**

**TITLE: INSPECT-SPCL.SWR.CONN/ADDN+PRIV.SYS**

**CURRENT FEE**

Based on Cost Estimation:  
 \$174.55 - permit issuance fee  
 \$140.27 - Pre-Inspection fee for each site visit  
 \$1,679.02 - \$0 to \$20,000 plus 14.59% for cost in excess of \$5K  
 \$3,953.40 - \$20,001 and over plus 11.99% for cost in excess of  
 \$20K

**RECOMMENDED FEE**

\$270 - permit issuance fee  
 \$330 - Pre-Inspection fee for each site visit  
 Based on Project Cost Estimation:  
 \$0 to \$5,000 - \$2,720 Minimum Fee  
 Greater than \$5,000 - \$2,720 plus 9.1% of the project cost in  
 excess of \$5K

**REF #: S-074**

**TITLE: INSPECTION-CAPPING SEWER CONNECTION**

**CURRENT FEE**

\$174.55 - permit issuance fee  
 \$140.27 - Pre-Inspection fee for each site visit  
 \$12.47 - per front foot with a minimum of \$311.70

**RECOMMENDED FEE**

Fully-Burdened Hourly Rate of staff and consultants against an  
 initial deposit as determined by the C.D.Director.

**REF #: S-075**

**TITLE: INSPECTION-WATER WELLS**

**CURRENT FEE**

\$174.55 - permit issuance fee  
 \$140.27 - Pre-Inspection fee for each site visit  
 \$606.78 - per unit  
 \$1,007.83 - for construction

**RECOMMENDED FEE**

Fully-Burdened Hourly Rate of staff and consultants against an  
 initial deposit as determined by the C.D.Director.

**CITY OF WEST COVINA  
FEE COMPARISON REPORT  
FY 2022-23**

**REF #: S-076**

**TITLE: INSPECTION-STREET TREE INSTALLATION**

**CURRENT FEE**

\$174.55 - permit issuance fee  
\$140.27 - Pre-Inspection fee for each site visit  
\$96.00 - each residential/commercial tree

**RECOMMENDED FEE**

Fully-Burdened Hourly Rate of staff and consultants against an initial deposit as determined by the C.D. Director.

**REF #: S-077**

**TITLE: INSPECT-STR.OBSTRUCTION/ENCROACH.**

**CURRENT FEE**

\$174.55 - permit issuance fee  
\$317.93 - Each permit in addition to permit issuance  
\$289.88 - Inspect Lane Closure Detour  
\$348.07 - Inspect Awnings per Address  
\$384.43 - Inspect temporary storage of construction material  
\$602.62 - Inspect Monitoring of Existing Wells  
\$451.97 - Inspect Crane Operations  
\$384.43 - Inspect Filming Permits - Road

**RECOMMENDED FEE**

\$135 - Permit issuance fee  
\$390 - Inspect Lane Closure Detour  
\$390 - Inspect Awnings per Address  
\$390 - Inspect temporary storage of construction material  
\$585 - Inspect Crane Operations  
\$585 - Inspect Filming Permits - Road

**REF #: S-078**

**TITLE: INSPECTION-DYE TEST**

**CURRENT FEE**

\$174.55 - permit issuance fee  
\$275.34 - Each Dye Test

**RECOMMENDED FEE**

\$135 - Permit issuance fee  
\$330 - Each Dye Test

**REF #: S-079**

**TITLE: INSPECTION-INDUSTRIAL WASTE**

**CURRENT FEE**

\$174.55 - permit issuance fee  
\$1,193.81 - Waste Collector (Solid Waste Facility)  
\$471.71 - Annual Regulatory Service Fee

**RECOMMENDED FEE**

Fully-Burdened Hourly Rate of staff and consultants against an initial deposit as determined by the C.D. Director.

**REF #: S-080**

**TITLE: INSP-RES'L RESTRICT.PARKG-LIFT/ADD**

**CURRENT FEE**

\$174.55 - permit issuance fee  
\$153.77 - Processing Each Residential Parking Permit  
\$153.77 - Processing Each Restricted Parking Area  
\$0.00 - Handicapped Resident

**RECOMMENDED FEE**

\$1,795 - Processing Each Restricted/Residential Parking Area  
\$0 - Handicapped Resident

**CITY OF WEST COVINA  
FEE COMPARISON REPORT  
FY 2022-23**

<b>REF #: S-081</b>	<b>TITLE: MISC.FEE-AFTER HRS PLAN CK/INSPECTN</b>
<u>CURRENT FEE</u> \$540.28 - Each inspection up to 4 hours	<u>RECOMMENDED FEE</u> \$845 - Afterhours Inspection. 4 hours minimum \$945 - Afterhours plan check, 4 hours minimum
<b>REF #: S-082</b>	<b>TITLE: MISC.FEE-RES'L TREE REMOVAL REQUEST</b>
<u>CURRENT FEE</u> \$25.98 plus \$15.59 per inch of trunk diameter per tree	<u>RECOMMENDED FEE</u> Fully-Burdened Hourly Rate of staff and consultants against an initial deposit as determined by the C.D.Director.
<b>REF #: S-083</b>	<b>TITLE: MISC.FEE-RES'L TREE TRIMMING/TREE</b>
<u>CURRENT FEE</u> \$197.41 per tree	<u>RECOMMENDED FEE</u> Fully-Burdened Hourly Rate of staff and consultants against an initial deposit as determined by the C.D.Director.
<b>REF #: S-084</b>	<b>TITLE: MISC.FEE-INSTAL.OF STREET NAME SIGN</b>
<u>CURRENT FEE</u> \$465.47 each single name sign \$569.37 each double name sign	<u>RECOMMENDED FEE</u> \$565 for each sign plus the cost of street name sign material
<b>REF #: S-085</b>	<b>TITLE: MISC.FEE-ADDRESS CHGE/ASSIGNMENT</b>
<u>CURRENT FEE</u> \$207.80	<u>RECOMMENDED FEE</u> \$255 Minimum includes the first 3 addresses plus \$18 for each address over 3
<b>REF #: S-086</b>	<b>TITLE: MISC.FEE-ST.LIGHT SYS (DESIGN/INSP)</b>
<u>CURRENT FEE</u> Based on estimated cost of construction: 4.9% - Under \$20K 3.3% - \$20K to \$100K 2.8% - Over \$100K	<u>RECOMMENDED FEE</u> Based on estimated cost of construction: \$1 to \$20,000 = \$1,385 minimum >\$20K and <= \$100K = \$1,385 plus 1.56% of cost over \$20K >\$100,000 = \$2,635 plus 0.63% of cost over \$100K

**CITY OF WEST COVINA  
FEE COMPARISON REPORT  
FY 2022-23**

---

**REF #: S-087**

**TITLE: MISC.FEE-LANDFILL INSPECTION**

**CURRENT FEE**

Actual cost of 3rd Party Consultant Cost per inspection

**RECOMMENDED FEE**

Fully-Burdened Hourly Rate of staff and consultants against an initial deposit as determined by the C.D.Director.

---

**REF #: S-088**

**TITLE: MISC.FEE-NPDES REVIEW PER HOUR**

**CURRENT FEE**

\$111.17 per hour with a 1 hour minimum

**RECOMMENDED FEE**

Fully-Burdened Hourly Rate of staff and consultants against an initial deposit as determined by the C.D.Director.

---

**REF #: S-089**

**TITLE: MISC.FEE-SWPPP REVIEW**

**CURRENT FEE**

Actual cost of consultant plus administrative fee of 25%

**RECOMMENDED FEE**

Fully-Burdened Hourly Rate of staff and consultants against an initial deposit as determined by the C.D.Director.

---

**REF #: S-090**

**TITLE: MISC.FEE-SUSMP REVIEW**

**CURRENT FEE**

Actual cost of consultant plus administrative fee of 25%

**RECOMMENDED FEE**

Fully-Burdened Hourly Rate of staff and consultants against an initial deposit as determined by the C.D.Director.

---

**REF #: S-091**

**TITLE: MISC.FEE-ELEC.VEH.CHARGING STATION**

**CURRENT FEE**

\$0.36 per kWh for EV Charging Station within Public Right-of-Way

**RECOMMENDED FEE**

Fully-Burdened Hourly Rate of staff and consultants against an initial deposit as determined by the C.D.Director.

---

**REF #: S-092**

**TITLE: MISC.FEE-GRADING REQUIREMENT APPEAL**

**CURRENT FEE**

\$418

**RECOMMENDED FEE**

Staff recommends deleting this fee as it is not needed



**CITY OF WEST COVINA  
FEE COMPARISON REPORT  
FY 2022-23**

**REF #: S-093**

**TITLE: MISC.FEE-APPEAL**

**CURRENT FEE**

\$973 each

**RECOMMENDED FEE**

Fully-Burdened Hourly Rate of staff and consultants against an initial deposit as determined by the C.D. Director.

**REF #: S-094**

**TITLE: MISC.FEE-LOT LINE ADJ/MERGER/COMPL**

**CURRENT FEE**

\$1,888 - Up to 2 Lots  
\$3,057 - Three or Four Lots

**RECOMMENDED FEE**

\$3,120 - Up to 2 Lots  
\$5,750 - Three or Four Lots

**REF #: S-095**

**TITLE: MISC.FEE-CERTIFICATE OF COMPLIANCE**

**CURRENT FEE**

\$1,990 - Certificate  
\$549 - Subsequent Request requiring the recordation of documents

**RECOMMENDED FEE**

Staff recommends deleting this fee as it is covered by T-452

**REF #: S-096**

**TITLE: MISC.FEE-STREET/ALLEY VACATION REV.**

**CURRENT FEE**

\$540

**RECOMMENDED FEE**

\$3,600

**REF #: S-097**

**TITLE: MISC.FEE-EASEMT PROC'/ST+ALLEY DED.**

**CURRENT FEE**

\$1,524 - Easement checking for Tracts  
\$888 - Easement checking for Parcels

**RECOMMENDED FEE**

\$2,200

**REF #: S-098**

**TITLE: MISC.FEE-FINAL MAP (TRACT/PARCEL)**

**CURRENT FEE**

Up to Three Reviews:  
\$6,929 - 1 to 10 Lots  
\$15,052 - 11 to 50 Lots  
\$19,295 - 51 to 100 Lots  
\$29,999 - 101 to 150 Lots  
\$38,996 - 151 Lots and more

**RECOMMENDED FEE**

Up to Three Reviews:  
\$9,930 - 1 to 5 Lots  
\$10,810 - 6 to 10 Lots  
\$17,090 - 11 to 50 Lots  
\$26,000 - 51 to 100 Lots  
\$36,660 - 101 to 150 Lots  
\$39,435 - 151 Lots and more

**CITY OF WEST COVINA  
FEE COMPARISON REPORT  
FY 2022-23**

---

**REF #: S-099**

**TITLE: MISC.FEE-FINAL PARCEL MAP**

**CURRENT FEE**

Up to Three Reviews:  
\$6,898 - 1 to 10 Parcels  
\$12,093 - 11 to 50 Parcels  
\$16,730 - 51 or more Parcels

**RECOMMENDED FEE**

Staff recommends combining the final maps into one service (T-467) and deleting this service as the process is the same for both.

---

**REF #: S-100**

**TITLE: POLICE FALSE ALARM RESPONSE**

**CURRENT FEE**

First Response - Registered - \$50 Non-Registered - \$150  
Second Response - Registered - \$75 Non-Registered - \$175  
Third Response - Registered - \$125 Non-Registered - \$225  
Fourth Response - Registered - \$175 Non-Registered - \$275  
Fifth Response - Registered - \$225 Non-Registered - \$325  
Sixth and Subsequent Responses - Registered - \$275  
Non-Registered - \$375

Robbery or Panic Alarm - \$100  
Operating Suspended Alarm: First - \$200 Each Subsequent - \$300

**RECOMMENDED FEE**

First Response - Registered - \$50 Non-Registered - \$150  
Second Response - Registered - \$75 Non-Registered - \$175  
Third Response - Registered - \$125 Non-Registered - \$225  
Fourth Response - Registered - \$175 Non-Registered - \$275  
Fifth Response - Registered - \$225 Non-Registered - \$325  
Sixth and Subsequent Responses - Registered - \$275  
Non-Registered - \$375

Robbery or Panic Alarm - \$100  
Operating Suspended Alarm: First - \$200 Each Subsequent - \$300

---

**REF #: S-101**

**TITLE: MULTIPLE POLICE PARTY/BAR RESPONSE**

**CURRENT FEE**

\$250 per response

Noise Ordinance citations may also be issued.

**RECOMMENDED FEE**

Charge the fully allocated hourly rates for all responding personnel.

Noise Ordinance citations may also be issued.

---

**REF #: S-102**

**TITLE: DUI ACCIDENT POLICE RESPONSE**

**CURRENT FEE**

Charge the fully allocated hourly rates for all responding personnel up to a State-set maximum of \$12,000

**RECOMMENDED FEE**

Charge the fully allocated hourly rates for all responding personnel up to a State-set maximum of \$12,000

---

**REF #: S-103**

**TITLE: JAIL BOOKING**

**CURRENT FEE**

\$150 per booking

**RECOMMENDED FEE**

\$375 per booking

**CITY OF WEST COVINA  
FEE COMPARISON REPORT  
FY 2022-23**

**REF #: S-104**

**TITLE: JUVENILE DETENTION**

**CURRENT FEE**

First hour - No Charge  
Each Subsequent Quarter-Hour - \$30

**RECOMMENDED FEE**

First hour - No Charge  
Each Subsequent Quarter-Hour - \$30

**REF #: S-105**

**TITLE: POLICE EVENT SECURITY**

**CURRENT FEE**

Officer - \$80 per hour  
Supervisor - \$100 per hour

**RECOMMENDED FEE**

Officer - \$80 per hour  
Supervisor - \$100 per hour

**REF #: S-106**

**TITLE: VEHICLE REPOSSESSION**

**CURRENT FEE**

\$15 per vehicle  
  
Fees are set by the State.

**RECOMMENDED FEE**

\$15 per vehicle  
  
Fees are set by the State.

**REF #: S-107**

**TITLE: STORED/ABANDONED VEHICLE RELEASE**

**CURRENT FEE**

\$200 per vehicle

**RECOMMENDED FEE**

\$200 per vehicle

**REF #: S-108**

**TITLE: SPECIAL BUSINESS LIC REG PERMIT**

**CURRENT FEE**

Bingo Permit - \$26  
Solicitation Permit: First Time - \$52 Renewal - \$39  
Games of Skill or Science Permit - \$52  
Hypnotist Permit - \$123  
Fortune Teller Permit - \$150  
Massage Therapist: First Time - \$150 Renewal - \$137  
Massage Establishment Owner Permit - \$137  
Mobile Food Vendor - \$32  
Adult Oriented Business Performer - \$107

**RECOMMENDED FEE**

\$270 per permit plus DOJ fees

**REF #: S-109**

**TITLE: ALCOHOLIC BEVERAGE PERMIT**

**CURRENT FEE**

\$390 per application

**RECOMMENDED FEE**

\$270 per application

**CITY OF WEST COVINA  
FEE COMPARISON REPORT  
FY 2022-23**

---

**REF #: S-110**

**TITLE: CONCEALED WEAPON PERMIT**

**CURRENT FEE**

None

**RECOMMENDED FEE**

Fee is set by State Law:

New application - \$100 \$25 - renewal application  
Amended application - \$10  
Psychological testing costs are to be added to the above fee up to \$150

20% of the fee is collected upon filing of the initial application and is non-refundable. The balance of the fee is collected on issuance of the license.

---

**REF #: S-111**

**TITLE: CLEARANCE LETTER PROCESSING**

**CURRENT FEE**

\$10 per letter

**RECOMMENDED FEE**

\$10 per letter

---

**REF #: S-112**

**TITLE: POLICE REPORT REPRODUCTION**

**CURRENT FEE**

\$0.25 per copy

Or the full cost to the extent allowed by the Public Records Act

**RECOMMENDED FEE**

Black and White - \$0.25 per copy  
Color - \$0.60 per copy

Or the full cost to the extent allowed by the Public Records Act

---

**REF #: S-113**

**TITLE: POLICE MEDIA REPRODUCTION**

**CURRENT FEE**

\$35 per device

**RECOMMENDED FEE**

\$5 per device

---

**REF #: S-114**

**TITLE: FIRE PLAN CHECK REVIEW**

**CURRENT FEE**

\$99 per plan plus consultant costs

**RECOMMENDED FEE**

\$85 per plan plus staff/consultant costs, 2 hour minimum

**CITY OF WEST COVINA  
FEE COMPARISON REPORT  
FY 2022-23**

---

**REF #: S-115**                      **TITLE: FIRE PLAN CHECK - EXPEDITED**

**CURRENT FEE**

\$99 per plan plus Application fee

**RECOMMENDED FEE**

150% of the Plan Review and Application fees

---

**REF #: S-116**                      **TITLE: CONSTR FLAMMABLE LIQUID STORAGE PMT**

**CURRENT FEE**

Underground Tank Installation - \$406 per tank  
Above-ground Tank Installation - \$406 per tank  
Underground Tank Removal - \$406 per tank plus  
Above-ground Tank Removal - \$406 per tank plus  
Vapor Recovery Modification - \$135 per recovery

**RECOMMENDED FEE**

Underground Tank Installation - \$385 per tank  
Above-ground Tank Installation - \$385 per tank  
Underground Tank Removal - \$230 per tank  
Above-ground Tank Removal - \$230 per tank  
Vapor Recovery Modification - \$230 per recovery  
Co2 Tank/Alarm - \$230 per tank/alarm

Installation - includes 2 inspections  
Removal - includes 1 inspection

---

**REF #: S-117**                      **TITLE: CONSTR HIGH PILED STORAGE PERMIT**

**CURRENT FEE**

\$338 per permit

**RECOMMENDED FEE**

0-1,500 square feet - \$230 per permit  
1,501-3,000 square feet - \$385 per permit  
Each additional 1,500 square feet over 3,000 square feet - \$40 per permit

Includes 1 inspection

---

**REF #: S-118**                      **TITLE: CONSTR NEW FIRE ALARM SYSTEM PERMIT**

**CURRENT FEE**

1-24 devices - \$542 per permit  
Each additional device over 24 devices - \$33 per device

**RECOMMENDED FEE**

1-24 devices - \$385 per permit  
Each additional device over 24 devices - \$12 per device

Includes 2 inspections

---

**REF #: S-119**                      **TITLE: CONSTR MODIF FIRE ALARM SYST PERMIT**

**CURRENT FEE**

\$271 per each 12 devices

**RECOMMENDED FEE**

First 12 Devices - \$230 per permit  
Each additional device over 12 devices - \$12

Includes 1 inspection

**CITY OF WEST COVINA  
FEE COMPARISON REPORT  
FY 2022-23**

---

**REF #: S-120**

**TITLE: CONSTR FIRE SPRINKLER PERMIT - SFR**

**CURRENT FEE**

\$338 per permit

**RECOMMENDED FEE**

\$385 per permit

Includes 2 inspections

---

**REF #: S-121**

**TITLE: CONSTR FIRE SPRINKL PMT-MFR/COM/IND**

**CURRENT FEE**

1-50 heads - \$338 per permit  
51-100 heads - \$542 per permit  
101-250 heads - \$677 per permit  
251+ heads - \$813 per permit

**RECOMMENDED FEE**

1-50 heads - \$385 per permit  
51-100 heads - \$535 per permit  
101-250 heads - \$690 per permit  
Each additional 50 heads over 250 heads - \$155

Includes 2 inspections

---

**REF #: S-122**

**TITLE: CONSTR U/G FIRE SERVICE SUPPLY PRMT**

**CURRENT FEE**

\$677 per permit

**RECOMMENDED FEE**

\$535 per permit

Includes 2 inspections

---

**REF #: S-123**

**TITLE: CONSTR FIRE STANDPIPE/HOSE STN PRMT**

**CURRENT FEE**

\$474 per permit

**RECOMMENDED FEE**

\$230 per permit

Includes 2 inspections

---

**REF #: S-124**

**TITLE: CONSTR AUTO FIX EXTINGUISH SYS PMT**

**CURRENT FEE**

Kitchen Hood (Wet Chemical) - \$338 per permit  
Other Systems - \$474 per permit

**RECOMMENDED FEE**

\$230 per permit

Includes 2 inspections

**CITY OF WEST COVINA  
FEE COMPARISON REPORT  
FY 2022-23**

<b>REF #: S-125</b>	<b>TITLE: CONSTR FIRE PUMP PERMIT</b>
<u>CURRENT FEE</u> \$406 per permit	<u>RECOMMENDED FEE</u> \$305 per permit Includes 2 inspections
<b>REF #: S-126</b>	<b>TITLE: CONSTR WATER STORAGE TANK PERMIT</b>
<u>CURRENT FEE</u> \$271 per permit	<u>RECOMMENDED FEE</u> \$230 per permit Includes 2 inspections
<b>REF #: S-127</b>	<b>TITLE: CONSTR EMERG RESPOND RADIO COV REV</b>
<u>CURRENT FEE</u> \$271 per inspection plus consultant costs	<u>RECOMMENDED FEE</u> Charge the fully allocated hourly rates for all personnel involved plus any outside costs, with a 2 hour minimum. Includes 2 inspection
<b>REF #: S-128</b>	<b>TITLE: FIRE PREVENTION PERMIT DRIVE</b>
<u>CURRENT FEE</u> None	<u>RECOMMENDED FEE</u> \$40 per inspection
<b>REF #: S-129</b>	<b>TITLE: SPRINKLER SYSTEM 5-YEAR CERTIF TEST</b>
<u>CURRENT FEE</u> \$135 per hour, 1 hour minimum	<u>RECOMMENDED FEE</u> \$155 per hour, 1 hour minimum
<b>REF #: S-130</b>	<b>TITLE: CONSTR PRIVATE FIRE SYST SMOKE TEST</b>
<u>CURRENT FEE</u> \$135 per test	<u>RECOMMENDED FEE</u> \$155 per hour, 1 hour minimum

**CITY OF WEST COVINA  
FEE COMPARISON REPORT  
FY 2022-23**

---

**REF #: S-131**

**TITLE: PRIVATE FIRE SYST HYDRANT FLOW TEST**

**CURRENT FEE**

\$135 per test

**RECOMMENDED FEE**

\$155 per hour, 1 hour minimum

---

**REF #: S-132**

**TITLE: CONSTR BUILDING MODIF - FIRE INSP**

**CURRENT FEE**

10% of Building Permit fee, \$25 minimum

includes 2 inspections

**RECOMMENDED FEE**

10% of Building Permit fee, \$25 minimum

includes 2 inspections

---

**REF #: S-133**

**TITLE: STATE LICENSE (FORM 850) INSPECTION**

**CURRENT FEE**

\$203 per inspection

**RECOMMENDED FEE**

1-6 clients - No Charge allowed by the State

7+ clients - \$230 per inspection

---

**REF #: S-134**

**TITLE: DAYCARE FACILITY INSP - COMMERCIAL**

**CURRENT FEE**

\$338 per inspection

**RECOMMENDED FEE**

1-8 occupants - \$230 per inspection

9-14 occupants - \$345 per inspection

15+ occupants - \$420 per inspection

Includes 1 inspection

---

**REF #: S-135**

**TITLE: DAYCARE FACILITY INSP - RESIDENTIAL**

**CURRENT FEE**

\$135 per inspection

**RECOMMENDED FEE**

1-6 occupants - No charge allowed by the State

7+ occupants - \$155 per inspection

Includes 1 inspection



**CITY OF WEST COVINA  
FEE COMPARISON REPORT  
FY 2022-23**

---

**REF #: S-136**

**TITLE: CONVALESCENT CARE FACILITY INSPECT**

**CURRENT FEE**

\$542 per inspection

**RECOMMENDED FEE**

1-30 occupants - \$345 per inspection  
31-100 occupants - \$535 per inspection  
101+ occupants - \$690 per inspection

Includes 1 inspection

---

**REF #: S-137**

**TITLE: HOSPITAL INSPECTION**

**CURRENT FEE**

\$1,016 per permit

**RECOMMENDED FEE**

\$615 (includes 2 inspections at 2 hours each)

---

**REF #: S-138**

**TITLE: MEDICAL FACILITY INSPECTION**

**CURRENT FEE**

\$542 per permit

**RECOMMENDED FEE**

\$155 per inspection

Includes 1 inspection

---

**REF #: S-139**

**TITLE: HIGH RISE BUILDING INSPECTION**

**CURRENT FEE**

\$1,016 per permit plus \$471 per floor after the sixth floor

**RECOMMENDED FEE**

\$305 (includes 1 inspection at 2 hours each)

---

**REF #: S-140**

**TITLE: HOTEL/MOTEL/APARTMENT (R-1) INSPECT**

**CURRENT FEE**

up to 20 units - \$327 per inspection  
21-40 units - \$409 per inspection  
41-60 units - \$491 per inspection  
61+ units - \$573 per inspection

**RECOMMENDED FEE**

up to 20 units - \$385 per inspection  
21-40 units - \$460 per inspection  
41-60 units - \$535 per inspection  
61+ units - \$75 per each additional 20 units over 60 units

Includes 1 inspection

**CITY OF WEST COVINA  
FEE COMPARISON REPORT  
FY 2022-23**

---

<b>REF #: S-141</b>	<b>TITLE: PUBLIC/PRIVATE SCHOOL INSPECTION</b>
<u>CURRENT FEE</u> No Charge	<u>RECOMMENDED FEE</u> \$460 per inspection  Includes 1 inspection

---

<b>REF #: S-142</b>	<b>TITLE: BRUSH HAZ (AB38) INSPECT/WEED ABATE</b>
<u>CURRENT FEE</u> None	<u>RECOMMENDED FEE</u> \$305 per inspection  Includes 1 inspection

---

<b>REF #: S-143</b>	<b>TITLE: HIGH/VERY HIGH HAZ BRUSH/FUEL MOD</b>
<u>CURRENT FEE</u> None	<u>RECOMMENDED FEE</u> \$305 per inspection  Includes 1 inspection

---

<b>REF #: S-144</b>	<b>TITLE: AS-NEEDED FIRE INSPECTION</b>
<u>CURRENT FEE</u> \$135 per hour	<u>RECOMMENDED FEE</u> Charge the fully allocated hourly rates for all personnel involved plus any outside consultant costs.

---

<b>REF #: S-145</b>	<b>TITLE: FIRE &amp; LIFE SAFETY INSPECTION</b>
<u>CURRENT FEE</u> \$100 per hour, 1 hour minimum Billing - Actual Costs	<u>RECOMMENDED FEE</u> \$85 for first 2 inspection (50% Cost Recovery)  Includes 2 inspections

---

<b>REF #: S-146</b>	<b>TITLE: FIRE NON-COMPLIANCE</b>
<u>CURRENT FEE</u> \$550 per failure to comply	<u>RECOMMENDED FEE</u> \$550 per failure to comply  Failure to obtain permit - 150% of permit fee

**CITY OF WEST COVINA  
FEE COMPARISON REPORT  
FY 2022-23**

---

**REF #: S-147**

**TITLE: OPER ASBESTOS REMOVAL FIRE PERMIT**

**CURRENT FEE**

0-20,000 square feet - \$327 per permit  
20,001+ square feet - \$409 per permit

**RECOMMENDED FEE**

\$180 per permit  
Includes 1 inspection

---

**REF #: S-148**

**TITLE: OPER BOWL PIN/ALLEY REFIN FIRE PRMT**

**CURRENT FEE**

\$327 per permit

**RECOMMENDED FEE**

\$180 per permit  
Includes 1 inspection

---

**REF #: S-149**

**TITLE: OPER CANDLE/OPEN FLAME FIRE PERMIT**

**CURRENT FEE**

\$163 per permit

**RECOMMENDED FEE**

\$180 per permit  
Includes 1 inspection

---

**REF #: S-150**

**TITLE: OPER CARNIVAL/FAIR/CIRCUS FIRE PRMT**

**CURRENT FEE**

1-10 concession stands - \$199 per permit  
11+ concession stands - \$299 per permit

**RECOMMENDED FEE**

\$235 per permit plus \$90 per each 10 stands over 10 stands  
Includes 1 inspection  
Less than 14 Day Expedited Fee - \$250

---

**REF #: S-151**

**TITLE: OPER XMAS TREE/HOLIDAY STND FIRE PM**

**CURRENT FEE**

\$245 per permit

**RECOMMENDED FEE**

\$220 per permit  
Includes 1 inspection

**CITY OF WEST COVINA  
FEE COMPARISON REPORT  
FY 2022-23**

---

**REF #: S-152**

**TITLE: OPER EXHIBIT/TRADE SHOW FIRE PERMIT**

**CURRENT FEE**

\$245 per permit

**RECOMMENDED FEE**

\$270 per permit

Includes 1 inspection

Less than 14 Day Expedited Fee - \$250

---

**REF #: S-153**

**TITLE: OPER EXPLOSIVE/BLAST AGENT FIRE PMT**

**CURRENT FEE**

\$245 per permit

**RECOMMENDED FEE**

\$360 per permit

Includes 1 inspection

---

**REF #: S-154**

**TITLE: OPER FIRE HYDRANT USE FIRE PERMIT**

**CURRENT FEE**

Fire Hydrant Use & Water Control Valves - \$163 per permit  
Removal From Service - \$163 per permit

**RECOMMENDED FEE**

\$90 per permit

Includes 1 inspection

---

**REF #: S-155**

**TITLE: OPER FIREWORKS DISPLAY FIRE PERMIT**

**CURRENT FEE**

1-115 devices - \$271 per permit  
116+ devices - \$338 per permit

Stand-by fees are separate

**RECOMMENDED FEE**

\$270 per permit

Includes 1 inspection

Less than 14 Day Expedited Fee - \$250

Standby fees are separate.

---

**REF #: S-156**

**TITLE: OPER LIQ/GAS FUEL VEHICLE FIRE PRMT**

**CURRENT FEE**

\$163 per permit

**RECOMMENDED FEE**

\$180 per permit

Includes 1 inspection

**CITY OF WEST COVINA  
FEE COMPARISON REPORT  
FY 2022-23**

---

<b>REF #: S-157</b>	<b>TITLE: OPER OCCUP LOAD/INCREASE FIRE PRMT</b>
<b><u>CURRENT FEE</u></b>	<b><u>RECOMMENDED FEE</u></b>
\$203 per permit	\$235 per permit
	Includes 1 inspection

---

<b>REF #: S-158</b>	<b>TITLE: OPER OPEN PIT BBQ/FIRE FIRE PERMIT</b>
<b><u>CURRENT FEE</u></b>	<b><u>RECOMMENDED FEE</u></b>
\$135 per permit	\$260 per permit
	Includes 1 inspection

---

<b>REF #: S-159</b>	<b>TITLE: OPER PARADE FLOAT FIRE PERMIT</b>
<b><u>CURRENT FEE</u></b>	<b><u>RECOMMENDED FEE</u></b>
\$135 per permit	\$145 per permit
	Includes 1 inspection

---

<b>REF #: S-160</b>	<b>TITLE: OPER FILM PRODUCT FACILITY FIRE PMT</b>
<b><u>CURRENT FEE</u></b>	<b><u>RECOMMENDED FEE</u></b>
\$299 per permit	\$260 per permit
Standby fees are separate.	Includes 1 inspection
	Less than 14 Day Expedited Fee - \$250
	Standby fees are separate.

---

<b>REF #: S-161</b>	<b>TITLE: OPER PYROTECH SPEC EFF MAT FIRE PMT</b>
<b><u>CURRENT FEE</u></b>	<b><u>RECOMMENDED FEE</u></b>
\$271 per permit	\$270 per permit
Standby fees are separate.	Includes 1 inspection
	Less than 14 Day Expedited Fee - \$250
	Standby fees are separate.

**CITY OF WEST COVINA  
FEE COMPARISON REPORT  
FY 2022-23**

---

**REF #: S-162**

**TITLE: OPER SPECIAL EVENT FIRE PERMIT**

**CURRENT FEE**

\$299 per permit

**RECOMMENDED FEE**

1-50 attendees - \$270 per permit  
51-150 attendees - \$500 per permit  
151+ attendees - Charge the fully allocated hourly rates for all personnel involved plus any outside consultant costs

Includes 1 inspection

Less than 14 Day Expedited Fee - \$250

Standby fees are separate.

---

**REF #: S-163**

**TITLE: OPER TENT/CANPY/TEMP MEMBR FIRE PMT**

**CURRENT FEE**

\$135 per permit

**RECOMMENDED FEE**

400-1,000 square feet - \$270 per permit  
1,001+ square feet - \$580 per permit

Includes 1 inspection

Less than 14 Day Expedited Fee - \$250

---

**REF #: S-164**

**TITLE: OPER AEROSOL PROD ANN. FIRE PERMIT**

**CURRENT FEE**

\$327 per permit

**RECOMMENDED FEE**

\$180 per permit

---

**REF #: S-165**

**TITLE: OPER BATTERY SYST OPER ANN FIRE PMT**

**CURRENT FEE**

\$245 per permit

**RECOMMENDED FEE**

\$180 per permit

---

**REF #: S-166**

**TITLE: OPER BATTERY SYS MANUF ANN FIRE PMT**

**CURRENT FEE**

\$245 per permit

**RECOMMENDED FEE**

\$180 per permit

**CITY OF WEST COVINA  
FEE COMPARISON REPORT  
FY 2022-23**

---

<b>REF #: S-167</b>	<b>TITLE: OPER COMB FIBER HANDL ANN FIRE PMT</b>
<u>CURRENT FEE</u>	<u>RECOMMENDED FEE</u>
\$327 per permit	\$180 per permit

---

<b>REF #: S-168</b>	<b>TITLE: OPER COMBUST MATL STOR ANN FIRE PMT</b>
<u>CURRENT FEE</u>	<u>RECOMMENDED FEE</u>
\$327 per permit	\$180 per permit

---

<b>REF #: S-169</b>	<b>TITLE: OPER COMBST RUBB HANDL ANN FIRE PMT</b>
<u>CURRENT FEE</u>	<u>RECOMMENDED FEE</u>
\$327 per permit	\$180 per permit

---

<b>REF #: S-170</b>	<b>TITLE: OPER COMPRESS/MED GAS ANN FIRE PMT</b>
<u>CURRENT FEE</u>	<u>RECOMMENDED FEE</u>
\$327 per permit	\$180 per permit

---

<b>REF #: S-171</b>	<b>TITLE: OPER CRYOGENIC FLUID ANN FIRE PRMT</b>
<u>CURRENT FEE</u>	<u>RECOMMENDED FEE</u>
\$327 per permit	\$180 per permit

---

<b>REF #: S-172</b>	<b>TITLE: OPER DRY CLEANING ANN. FIRE PERMIT</b>
<u>CURRENT FEE</u>	<u>RECOMMENDED FEE</u>
\$327 per permit	\$180 per permit

**CITY OF WEST COVINA  
FEE COMPARISON REPORT  
FY 2022-23**

---

<b>REF #: S-173</b>	<b>TITLE: OPER DUST COLLECT SYST ANN FIRE PMT</b>
<u>CURRENT FEE</u> \$327 per permit	<u>RECOMMENDED FEE</u> \$180 per permit

---

<b>REF #: S-174</b>	<b>TITLE: OPER FLAMM/COMBUST LIQ ANN FIRE PMT</b>
<u>CURRENT FEE</u> \$327 per permit	<u>RECOMMENDED FEE</u> \$180 per permit

---

<b>REF #: S-175</b>	<b>TITLE: OPER GARAGE REPAIR FAC ANN FIRE PMT</b>
<u>CURRENT FEE</u> \$245 per permit	<u>RECOMMENDED FEE</u> \$300 per permit

---

<b>REF #: S-176</b>	<b>TITLE: OPER HAZ MATERIAL FAC ANN FIRE PMT</b>
<u>CURRENT FEE</u> \$327 per permit	<u>RECOMMENDED FEE</u> \$300 per permit

---

<b>REF #: S-177</b>	<b>TITLE: OPER HIGH PILE STORAGE ANN FIRE PMT</b>
<u>CURRENT FEE</u> \$327 per permit	<u>RECOMMENDED FEE</u> 0-1,500 square feet - \$180 per permit 1,501-3,000 square feet - \$310 per permit Each additional 1,500 square feet over 3,000 square feet - \$90

---

<b>REF #: S-178</b>	<b>TITLE: OPER LIQ/GAS FUEL EQ ANN FIRE PMT</b>
<u>CURRENT FEE</u> \$163 per permit	<u>RECOMMENDED FEE</u> \$180 per permit



**CITY OF WEST COVINA  
FEE COMPARISON REPORT  
FY 2022-23**

---

<b>REF #: S-179</b>	<b>TITLE: OPER LP GAS STORAGE ANN FIRE PERMIT</b>
<u>CURRENT FEE</u>	<u>RECOMMENDED FEE</u>
\$163 per permit	\$180 per permit

---

<b>REF #: S-180</b>	<b>TITLE: OPER LUMBER PRODUCT ANN FIRE PERMIT</b>
<u>CURRENT FEE</u>	<u>RECOMMENDED FEE</u>
\$327 per permit	\$220 per permit

---

<b>REF #: S-181</b>	<b>TITLE: OPER MAGNES WORK/STOR ANN FIRE PMT</b>
<u>CURRENT FEE</u>	<u>RECOMMENDED FEE</u>
\$327 per permit	\$180 per permit

---

<b>REF #: S-182</b>	<b>TITLE: OPER MALL KIOSK ANN. FIRE PERMIT</b>
<u>CURRENT FEE</u>	<u>RECOMMENDED FEE</u>
\$163 per permit	\$90 per permit

---

<b>REF #: S-183</b>	<b>TITLE: OPER MALL CART ANN. FIRE PERMIT</b>
<u>CURRENT FEE</u>	<u>RECOMMENDED FEE</u>
\$109 per permit	\$90 per permit

---

<b>REF #: S-184</b>	<b>TITLE: OPER MTR VEH FUEL DISP ANN FIRE PMT</b>
<u>CURRENT FEE</u>	<u>RECOMMENDED FEE</u>
\$163 per permit	\$300 per permit

**CITY OF WEST COVINA  
FEE COMPARISON REPORT  
FY 2022-23**

---

<b>REF #: S-185</b>	<b>TITLE: OPER ORGANIC COATING ANN FIRE PRMT</b>
<u>CURRENT FEE</u> \$327 per permit	<u>RECOMMENDED FEE</u> \$180 per permit

---

<b>REF #: S-186</b>	<b>TITLE: OPER INDUSTRIAL OVEN ANN FIRE PRMT</b>
<u>CURRENT FEE</u> \$327 per permit	<u>RECOMMENDED FEE</u> \$180 per permit

---

<b>REF #: S-187</b>	<b>TITLE: OPER PLACE OF ASSEMBLY ANN FIRE PMT</b>
<u>CURRENT FEE</u> \$327 per permit	<u>RECOMMENDED FEE</u> \$300 per permit

---

<b>REF #: S-188</b>	<b>TITLE: OPER RADIOACTIVE MAT'L ANN FIRE PMT</b>
<u>CURRENT FEE</u> \$327 per permit	<u>RECOMMENDED FEE</u> \$180 per permit

---

<b>REF #: S-189</b>	<b>TITLE: OPER REFRIGER EQUIP ANN FIRE PMT</b>
<u>CURRENT FEE</u> \$163 per permit	<u>RECOMMENDED FEE</u> 1-4 - \$180 per permit 5-10 - \$310 per permit 11+ - \$400 per permit

---

<b>REF #: S-190</b>	<b>TITLE: OPER SPRAYING/DIP FAC ANN FIRE PMT</b>
<u>CURRENT FEE</u> \$327 per permit	<u>RECOMMENDED FEE</u> \$180 per permit

**CITY OF WEST COVINA  
FEE COMPARISON REPORT  
FY 2022-23**

**REF #: S-191**

**TITLE: OPER TIRE STORAGE ANN. FIRE PERMIT**

**CURRENT FEE**

\$327 per permit

**RECOMMENDED FEE**

\$180 per permit

**REF #: S-192**

**TITLE: OPER WSTE MAT HND PLNT ANN FIRE PMT**

**CURRENT FEE**

\$327 per permit

**RECOMMENDED FEE**

\$180 per permit

**REF #: S-193**

**TITLE: OPER WELD/CUTTING OPER ANN FIRE PMT**

**CURRENT FEE**

\$327 per permit

**RECOMMENDED FEE**

\$180 per permit

**REF #: S-194**

**TITLE: EMERGENCY MEDICAL TRANSPORT SERVICE**

**CURRENT FEE**

Basic Life Support Non-Emergency Response - \$1,420  
 Basic Life Support Emergency Response - \$1,523  
 Advanced Life Support Non-Emergency Response - \$2,132  
 Advanced Life Support Emergency Response - \$2,282  
 Mileage Rate - \$20 per mile  
 Oxygen - \$96 per tank  
 Disposable Medical Supplies - \$28  
 Night Response - \$24 additional fee  
 Ambulance Subscription - \$69 per year  
 Technology - \$35

**RECOMMENDED FEE**

Basic Life Support Response - Resident - \$1,809  
 Basic Life Support Response - Non-Resident - \$2,039  
 Advanced Life Support Response - Resident - \$2,710  
 Advanced Life Support Response - Non-Resident - \$2,940  
 Mileage Rate - \$23 per mile Documentation EPCR - \$25  
 Oxygen - \$108 per tank EKG - \$18  
 Disposable Medical Supplies - \$31  
 Night Response - \$29 additional fee Dispatch - \$79  
 Ambulance Subscription - \$69 per year  
 Technology - \$35

**REF #: S-195**

**TITLE: EMS ASSESSMENT/TREAT NO-TRANSPORT**

**CURRENT FEE**

\$289 per incident

**RECOMMENDED FEE**

\$289 per incident

**REF #: S-196**

**TITLE: EMS MEDICAL FACILITY RESPONSE**

**CURRENT FEE**

\$289 per incident

**RECOMMENDED FEE**

\$289 per incident

**CITY OF WEST COVINA  
FEE COMPARISON REPORT  
FY 2022-23**

---

**REF #: S-197**

**TITLE: FIRE FALSE ALARM RESPONSE**

**CURRENT FEE**

First Response - Registered - \$100 Non-Registered - \$200  
Second Response - Registered - \$150 Non-Registered - \$250  
Third Response - Registered - \$250 Non-Registered - \$350  
Fourth Response - Registered - \$350 Non-Registered - \$450  
Fifth Response - Registered - \$450 Non-Registered - \$550  
Sixth and Subsequent Responses - Registered - \$550  
Non-Registered - \$650

Fees are waived for schools

**RECOMMENDED FEE**

First Response - Registered - \$150 Non-Registered - \$250  
Second Response - Registered - \$200 Non-Registered - \$300  
Third Response - Registered - \$300 Non-Registered - \$400  
Fourth Response - Registered - \$400 Non-Registered - \$500  
Fifth Response - Registered - \$500 Non-Registered - \$600  
Sixth and Subsequent Responses - Registered - \$600  
Non-Registered - \$700

Fees are waived for schools

---

**REF #: S-198**

**TITLE: FIRE & POLICE ALARM REG./RENEWAL**

**CURRENT FEE**

Registration and Renewal - \$25 per permit  
Appeal - \$25 per request  
Reconnection - \$25 per connection  
Late Charge - \$25  
Failure to Comply, Be Continuously Monitored, or To Participate -  
\$25

**RECOMMENDED FEE**

New - \$55 per permit  
Renewal - \$30 per permit  
Late Charge - \$25 per 3 months late

---

**REF #: S-199**

**TITLE: DUI ACCIDENT FIRE RESPONSE**

**CURRENT FEE**

Actual Costs

**RECOMMENDED FEE**

Charge the fully allocated hourly rates for all responding personnel  
up to a State-set maximum of \$12,000

---

**REF #: S-200**

**TITLE: HAZARDOUS MATERIAL SPILL RESPONSE**

**CURRENT FEE**

Actual Costs

**RECOMMENDED FEE**

Level 1 Basic - \$999 per hour  
Level 2 Intermediate - \$3,397 per hour  
Level 3 Advanced - \$7,953 per hour  
Includes 3 hours on scene

Each additional hour - \$381

**CITY OF WEST COVINA  
FEE COMPARISON REPORT  
FY 2022-23**

---

**REF #: S-201**

**TITLE: FIRE INCIDENT RESPONSE**

**CURRENT FEE**

Actual Costs

**RECOMMENDED FEE**

Motor Vehicle Accidents - \$818 per hour  
Extrication - \$1,757 per hour    Creating Landing Zone - \$537 per hour  
Water/Back Country Wilderness Rescue:  
Level 1 Basic - \$528 per hour  
Level 2 Intermediate - \$1,077 per hour  
Level 3 Advanced - \$2,665 per hour  
Plus \$66 per hour per rescuer and \$134 per hour per HazMat Member  
Chief Officer Response - \$337 per hour  
Fires, Illegal Fires, Special Rescue or Response, Additional Time on Scene - per units assigned per type of resource

---

**REF #: S-202**

**TITLE: FIRE STANDBY**

**CURRENT FEE**

Fire Chief - \$352 per hour  
Assistant Fire Chief - \$181 per hour  
Engine Company - \$491 per hour  
Truck Company (3 person) - \$491 per hour  
Paramedic (2 person) - \$327 per hour  
Fire Prevention - \$271 per hour

**RECOMMENDED FEE**

Charge the fully allocated hourly rates for all personnel involved.

---

**REF #: S-203**

**TITLE: FIRE INVESTIGATION**

**CURRENT FEE**

\$308 per hour

**RECOMMENDED FEE**

\$308 per hour

---

**REF #: S-204**

**TITLE: FIRE REPORT COPY**

**CURRENT FEE**

Emergency Medical Services Report - \$20 per report  
Fire Incident Report - \$20 per report

**RECOMMENDED FEE**

The is fee is limited by the Public Records Act:  
Black and White - \$0.30 per copy  
Color - \$0.60 per copy  
  
Or the full cost to the extent allowed by the Public Records Act  
  
Record Creation - charge the fully allocated hourly rates for all personnel involved plus outside costs and attorney fees.

**CITY OF WEST COVINA  
FEE COMPARISON REPORT  
FY 2022-23**

---

<b>REF #: S-205</b>	<b>TITLE: CODE ENFORCEMENT INSPECTION</b>
<u>CURRENT FEE</u>	<u>RECOMMENDED FEE</u>
None	\$75 per inspection

---

<b>REF #: S-206</b>	<b>TITLE: INSPECTION WARRANT</b>
<u>CURRENT FEE</u>	<u>RECOMMENDED FEE</u>
None	\$1,675 per warrant plus City Attorney costs

---

<b>REF #: S-207</b>	<b>TITLE: ABATEMENT WARRANT</b>
<u>CURRENT FEE</u>	<u>RECOMMENDED FEE</u>
None	\$1,675 per warrant plus City Attorney costs

---

<b>REF #: S-208</b>	<b>TITLE: CODE ENFORCEMENT LIEN SET-UP</b>
<u>CURRENT FEE</u>	<u>RECOMMENDED FEE</u>
None	\$495 per lien

---

<b>REF #: S-209</b>	<b>TITLE: CODE ENFORCEMENT LIEN RELEASE</b>
<u>CURRENT FEE</u>	<u>RECOMMENDED FEE</u>
None	\$420 per lien

---

<b>REF #: S-210</b>	<b>TITLE: FORECLOSED PROPERTY REGISTRATION</b>
<u>CURRENT FEE</u>	<u>RECOMMENDED FEE</u>
\$375 per property per year	This fee should be removed as the service is no longer provided.

**CITY OF WEST COVINA  
FEE COMPARISON REPORT  
FY 2022-23**

**REF #: S-211**

**TITLE: AFTER HOURS CODE ENFORCE CALL-OUT**

**CURRENT FEE**

None

**RECOMMENDED FEE**

Charge the fully allocated hourly rates for all personnel involved with a four hour minimum

**REF #: S-212**

**TITLE: WEED ABATEMENT**

**CURRENT FEE**

Actual cost of abatement plus 130% administrative fee

**RECOMMENDED FEE**

Actual cost of abatement plus 130% administrative fee

**REF #: S-213**

**TITLE: MUNICIPAL CODE ENFORCEMENT**

**CURRENT FEE**

First Citation - \$100  
Second Citation (within one year) - \$200  
Third Citation (within one year) - \$500

Late Payment Penalty - additional 10%

Plus additional citations for other items.

**RECOMMENDED FEE**

First Citation - \$100  
Second Citation (within one year) - \$200  
Third Citation (within one year) - \$500

Late Payment Penalty - additional 10%

Plus additional citations for other items.

**REF #: S-214**

**TITLE: BUILDING CODE ENFORCEMENT**

**CURRENT FEE**

First Citation - \$130  
Second Citation (within one year) - \$700  
Third Citation (within one year) - \$1,300  
Each Additional Commercial Citation (within two years) - \$2,500

Late Payment Penalty - additional 30%

**RECOMMENDED FEE**

First Citation - \$130  
Second Citation (within one year) - \$700  
Third Citation (within one year) - \$1,300  
Each Additional Commercial Citation (within two years) - \$2,500

Late Payment Penalty - additional 30%

**REF #: S-215**

**TITLE: DAYCARE & PRESCHOOL PROGRAMS**

**CURRENT FEE**

Various fees

**RECOMMENDED FEE**

Recreation programs are recovering 52.6% of their direct costs, which include direct salaries and benefits and direct supplies and services. These costs are detailed in Appendix C of this Report.

**CITY OF WEST COVINA  
FEE COMPARISON REPORT  
FY 2022-23**

---

<b>REF #: S-216</b>	<b>TITLE: RECREATION CONTRACT CLASSES</b>
<b><u>CURRENT FEE</u></b> Various fees	<b><u>RECOMMENDED FEE</u></b> Recreation programs are recovering 52.6% of their direct costs, which include direct salaries and benefits and direct supplies and services. These costs are detailed in Appendix C of this Report.

---

<b>REF #: S-217</b>	<b>TITLE: SENIOR CLASSES</b>
<b><u>CURRENT FEE</u></b> Various fees	<b><u>RECOMMENDED FEE</u></b> Recreation programs are recovering 52.6% of their direct costs, which include direct salaries and benefits and direct supplies and services. These costs are detailed in Appendix C of this Report.

---

<b>REF #: S-218</b>	<b>TITLE: EXCURSION PROGRAM</b>
<b><u>CURRENT FEE</u></b> Various fees	<b><u>RECOMMENDED FEE</u></b> Recreation programs are recovering 52.6% of their direct costs, which include direct salaries and benefits and direct supplies and services. These costs are detailed in Appendix C of this Report.

---

<b>REF #: S-219</b>	<b>TITLE: SENIOR MEAL PROGRAM</b>
<b><u>CURRENT FEE</u></b> Various fees	<b><u>RECOMMENDED FEE</u></b> Recreation programs are recovering 52.6% of their direct costs, which include direct salaries and benefits and direct supplies and services. These costs are detailed in Appendix C of this Report.

---

<b>REF #: S-220</b>	<b>TITLE: SENIOR CENTER SERVICES</b>
<b><u>CURRENT FEE</u></b> None	<b><u>RECOMMENDED FEE</u></b> Recreation programs are recovering 52.6% of their direct costs, which include direct salaries and benefits and direct supplies and services. These costs are detailed in Appendix C of this Report.

---

<b>REF #: S-221</b>	<b>TITLE: SUMMER FIELD TRIPS</b>
<b><u>CURRENT FEE</u></b> None	<b><u>RECOMMENDED FEE</u></b> Recreation programs are recovering 52.6% of their direct costs, which include direct salaries and benefits and direct supplies and services. These costs are detailed in Appendix C of this Report.



**CITY OF WEST COVINA  
FEE COMPARISON REPORT  
FY 2022-23**

**REF #: S-222**

**TITLE: CITY SPECIAL EVENTS**

**CURRENT FEE**

Various fees

**RECOMMENDED FEE**

Recreation programs are recovering 52.6% of their direct costs, which include direct salaries and benefits and direct supplies and services. These costs are detailed in Appendix C of this Report.

**REF #: S-223**

**TITLE: SPORTSPLEX**

**CURRENT FEE**

Various fees

**RECOMMENDED FEE**

Recreation programs are recovering 52.6% of their direct costs, which include direct salaries and benefits and direct supplies and services. These costs are detailed in Appendix C of this Report.

**REF #: S-224**

**TITLE: FACILITY & PARK SHELTER RENTAL**

**CURRENT FEE**

Various fees

**RECOMMENDED FEE**

Recreation programs are recovering 52.6% of their direct costs, which include direct salaries and benefits and direct supplies and services. These costs are detailed in Appendix C of this Report.

**REF #: S-225**

**TITLE: FACILITY OPERATIONS & PROGRAMMING**

**CURRENT FEE**

None

**RECOMMENDED FEE**

Recreation programs are recovering 52.6% of their direct costs, which include direct salaries and benefits and direct supplies and services. These costs are detailed in Appendix C of this Report.

**REF #: S-226**

**TITLE: PASSPORT SERVICES**

**CURRENT FEE**

Passport Application - \$35 (fee is set by the Federal government)  
Passport Photos (set of 2) - \$15 per set  
Overnight Delivery - Actual Costs

**RECOMMENDED FEE**

Passport Application - \$35 (fee is set by the Federal government)  
Passport Photos (set of 2) - \$15 per set  
Overnight Delivery - Actual Costs

**REF #: S-227**

**TITLE: BUSINESS LICENSE PROCESSING**

**CURRENT FEE**

Actual 3rd party costs plus State fees

**RECOMMENDED FEE**

Actual 3rd party costs plus State fees

**CITY OF WEST COVINA  
FEE COMPARISON REPORT  
FY 2022-23**

---

**REF #: S-228**

**TITLE: LATE PAYMENT PROCESSING**

**CURRENT FEE**

\$17 per transaction

**RECOMMENDED FEE**

This fee should be removed from the fee schedule.

---

**REF #: S-229**

**TITLE: NSF CHECK PROCESSING**

**CURRENT FEE**

First Check - \$25 per check  
Each Subsequent Check - \$35 per check

**RECOMMENDED FEE**

\$38 per check

---

**REF #: S-230**

**TITLE: CREDIT CARD PROCESSING**

**CURRENT FEE**

2% of the amount charged

**RECOMMENDED FEE**

2.6% of the amount charged

---

**REF #: S-231**

**TITLE: DOCUMENT REPRODUCTION**

**CURRENT FEE**

Black and White - \$0.25 per copy  
Color - \$0.60 per copy  
FPPC Copies - \$0.10 per copy

**RECOMMENDED FEE**

Black and White - \$0.30 per copy  
Color - \$0.60 per copy  
FPPC Copies - \$0.10 per copy

---

**REF #: S-232**

**TITLE: ELECTRONIC FILE REPRODUCTION**

**CURRENT FEE**

Compact Disc - \$5 per disk  
Video Tape Dubbing - \$30 per tape  
Microfilm - \$2 each

**RECOMMENDED FEE**

\$5 per device

---

**REF #: S-233**

**TITLE: DOCUMENT CERTIFICATION**

**CURRENT FEE**

Resident - \$25 per document  
Non-Resident - \$35 per document

**RECOMMENDED FEE**

\$40 per document

**CITY OF WEST COVINA  
FEE COMPARISON REPORT  
FY 2022-23**

---

**REF #: S-234**

**TITLE: RECORDS RESEARCH/COMPILATION**

**CURRENT FEE**

Charge the fully allocated hourly rates for all personnel involved to the extent allowed by the Public Records Act.

**RECOMMENDED FEE**

Charge the fully allocated hourly rates for all personnel involved to the extent allowed by the Public Records Act.

---

**REF #: S-235**

**TITLE: SUBPOENA FOR DOCUMENTS**

**CURRENT FEE**

\$15 per subpoena

Fee is set by the Courts.

**RECOMMENDED FEE**

\$15 per subpoena

Fee is set by the Courts.

---

**REF #: S-236**

**TITLE: SUBPOENA FOR WITNESSES**

**CURRENT FEE**

\$275 per person

Fee is set by the Courts.

**RECOMMENDED FEE**

\$275 per person

Fee is set by the Courts.

---

**REF #: S-237**

**TITLE: NOTARY PUBLIC SERVICES**

**CURRENT FEE**

\$15 per signature

Fees are set by the State.

**RECOMMENDED FEE**

\$15 per signature

Fees are set by the State.

---

**REF #: S-238**

**TITLE: LIFE VERIFICATION**

**CURRENT FEE**

Resident - \$25 per verification  
Non-Resident - \$50 per verification

**RECOMMENDED FEE**

\$20 per verification

---

**REF #: T-995**

**TITLE: RECREATION FACILITY EXPENSES**

**CURRENT FEE**

**RECOMMENDED FEE**

THIS PAGE  
INTENTIONALLY BLANK

**APPENDIX B – SERVICE COST CALCULATION WORKSHEETS**

**CITY OF WEST COVINA  
REVENUE AND COST SUMMARY WORKSHEET  
FY 2022-23**

<b>SERVICE</b> <b>ADD'L PLANNING APPLICATION REVIEW</b>		<b>REFERENCE NO.</b> <b>S-001</b>	
<b>PRIMARY DEPARTMENT</b> CD-PLANNING	<b>UNIT OF SERVICE</b> APPLICATION	<b>SERVICE RECIPIENT</b>	
<b>DESCRIPTION OF SERVICE</b>  All Planning application reviews include two revisions in the fee. This fee is for any application that requires a third revision.			
<b>CURRENT FEE STRUCTURE</b>  None			
<b><u>REVENUE AND COST COMPARISON</u></b>			
<b>UNIT REVENUE:</b>	<b>\$0.00</b>	<b>TOTAL REVENUE:</b>	<b>\$0</b>
<b>UNIT COST:</b>	<b>\$87.40</b>	<b>TOTAL COST:</b>	<b>\$2,622</b>
<b>UNIT PROFIT (SUBSIDY):</b>	<b>\$(87.40)</b>	<b>TOTAL PROFIT (SUBSIDY):</b>	<b>\$(2,622)</b>
<b>TOTAL UNITS:</b>	<b>30</b>	<b>PCT. COST RECOVERY:</b>	<b>0.00%</b>
<b>SUGGESTED FEE FOR COST RECOVERY OF: 100%</b>  \$87 per hour with a minimum of one hour			

**CITY OF WEST COVINA  
COST DETAIL WORKSHEET  
FY 2022-23**

<b>SERVICE</b> <b>ADD'L PLANNING APPLICATION REVIEW</b>					<b>REFERENCE NO.</b> <b>S-001</b>		
<b>NOTE</b> Unit Costs are an Average of Total Units					<b>TOTAL UNITS</b> <b>30</b>		
<u>DEPARTMENT</u>	<u>POSITION</u>	<u>TYPE</u>	<u>UNIT TIME</u>	<u>UNIT COST</u>	<u>ANN. UNITS</u>	<u>TOTAL COST</u>	
PLANNING	PROJECT PLANNER		1.00	\$87.39	30	\$2,622	
		TYPE SUBTOTAL	1.00	\$87.39		\$2,622	
<b>TOTALS</b>			<b>1.00</b>	<b>\$87.40</b>		<b>\$2,622</b>	

**CITY OF WEST COVINA  
REVENUE AND COST SUMMARY WORKSHEET  
FY 2022-23**

<b>SERVICE</b> <b>ADMINISTRATIVE REVIEW</b>		<b>REFERENCE NO.</b> <b>S-002</b>	
<b>PRIMARY DEPARTMENT</b> CD-PLANNING	<b>UNIT OF SERVICE</b> APPLICATION	<b>SERVICE RECIPIENT</b>	
<b>DESCRIPTION OF SERVICE</b>  To review an application for an accessory massage use, accessory permanent makeup/microblading use, small wireless facility, or cart containment plan.			
<b>CURRENT FEE STRUCTURE</b>  FBHR of staff + actual cost of City Attorney against a \$440 deposit  (For the FBHR of staff, City charges a flat rate of \$96.36 per hour against the deposit.)			
<b>REVENUE AND COST COMPARISON</b>			
<b>UNIT REVENUE:</b>	<b>\$554.00</b>	<b>TOTAL REVENUE:</b>	<b>\$3,324</b>
<b>UNIT COST:</b>	<b>\$567.33</b>	<b>TOTAL COST:</b>	<b>\$3,404</b>
<b>UNIT PROFIT (SUBSIDY):</b>	<b>\$(13.33)</b>	<b>TOTAL PROFIT (SUBSIDY):</b>	<b>\$(80)</b>
<b>TOTAL UNITS:</b>	<b>6</b>	<b>PCT. COST RECOVERY:</b>	<b>97.65%</b>
<b>SUGGESTED FEE FOR COST RECOVERY OF: 100%</b>  \$565			



**CITY OF WEST COVINA  
COST DETAIL WORKSHEET  
FY 2022-23**

<b>SERVICE</b> <b>ADMINISTRATIVE REVIEW</b>					<b>REFERENCE NO.</b> <b>S-002</b>		
<b>NOTE</b> Unit Costs are an Average of Total Units					<b>TOTAL UNITS</b> <b>6</b>		
<u>DEPARTMENT</u>	<u>POSITION</u>	<u>TYPE</u>	<u>UNIT TIME</u>	<u>UNIT COST</u>	<u>ANN. UNITS</u>	<u>TOTAL COST</u>	
POLICE ADMIN	POLICE LIEUTENANT		0.25	\$52.50	6	\$315	
FIRE	ADMIN AIDE		0.50	\$28.35	6	\$170	
PLANNING	PLANNING MANAGER		0.75	\$112.49	6	\$675	
PLANNING	PROJECT PLANNER		3.00	\$262.17	6	\$1,573	
PLANNING	SR ADMIN ASST		0.50	\$44.44	6	\$267	
CODE ENFORCEMENT	CODE ENF SUPV		0.75	\$67.37	6	\$404	
		<b>TYPE SUBTOTAL</b>	<b>5.75</b>	<b>\$567.32</b>		<b>\$3,404</b>	
<b>TOTALS</b>			<b>5.75</b>	<b>\$567.33</b>		<b>\$3,404</b>	

**CITY OF WEST COVINA  
REVENUE AND COST SUMMARY WORKSHEET  
FY 2022-23**

<b>SERVICE</b> <b>ADMINISTRATIVE USE PERMIT</b>		<b>REFERENCE NO.</b> <b>S-003</b>	
<b>PRIMARY DEPARTMENT</b> CD-PLANNING	<b>UNIT OF SERVICE</b> APPLICATION	<b>SERVICE RECIPIENT</b>	
<b>DESCRIPTION OF SERVICE</b>  To process an application for a secondary driveway, secondary construction, large acc'y structure, fence height exception, rec.vehicle parking and similar uses where staff can approve the application subject to noticing & possible request for pub.hearing.			
<b>CURRENT FEE STRUCTURE</b>  Large Family Daycare - FBHR of staff + actual cost of City Attorney against a \$500 deposit (#5; \$2,500) Second Driveway - \$745 each (#15; \$11,175) Pot Bellied Pig - \$98 each (Only routed to Code Enforcement) Other - FBHR of staff + actual cost of City Attorney against a \$770 deposit (#5; \$3,850)  (For the FBHR of staff, City charges a flat rate of \$96.36 per hour against the deposit.)			
<b>REVENUE AND COST COMPARISON</b>			
<b>UNIT REVENUE:</b>	<b>\$924.00</b>	<b>TOTAL REVENUE:</b>	<b>\$23,100</b>
<b>UNIT COST:</b>	<b>\$1,281.76</b>	<b>TOTAL COST:</b>	<b>\$32,044</b>
<b>UNIT PROFIT (SUBSIDY):</b>	<b>\$(357.76)</b>	<b>TOTAL PROFIT (SUBSIDY):</b>	<b>\$(8,944)</b>
<b>TOTAL UNITS:</b>	<b>25</b>	<b>PCT. COST RECOVERY:</b>	<b>72.09%</b>
<b>SUGGESTED FEE FOR COST RECOVERY OF: 100%</b>  \$640 - Residential -- No Construction* \$1,290 - Residential -- Construction* \$1,375 - Commercial* * Plus an additional fee of \$3,065 plus actual cost of the City Attorney if a public hearing is required and/or requested charged against an initial deposit as determined by the C.D.Director			

**CITY OF WEST COVINA  
COST DETAIL WORKSHEET  
FY 2022-23**

<b>SERVICE</b>					<b>REFERENCE NO.</b>		
<b>ADMINISTRATIVE USE PERMIT</b>					<b>S-003</b>		
<b>NOTE</b>					<b>TOTAL UNITS</b>		
Unit Costs are an Average of Total Units					<b>25</b>		
<u>DEPARTMENT</u>	<u>POSITION</u>	<u>TYPE</u>	<u>UNIT TIME</u>	<u>UNIT COST</u>	<u>ANN. UNITS</u>	<u>TOTAL COST</u>	
PLANNING	PROJECT PLANNER	Res'l-No Constr.	4.50	\$393.26	1	\$393	
PLANNING	SR ADMIN ASST		2.00	\$177.76	1	\$178	
CODE ENFORCEMENT	CODE ENF SUPV		0.75	\$67.37	1	\$67	
<b>TYPE SUBTOTAL</b>			<b>7.25</b>	<b>\$638.39</b>		<b>\$638</b>	
POLICE ADMIN	POLICE LIEUTENANT		0.50	\$104.99	19	\$1,995	
FIRE PREVENTION	FIRE PROTECT SPEC		0.50	\$76.58	19	\$1,455	
PLANNING	PLANNING AIDE-PT		0.25	\$8.12	19	\$154	
PLANNING	PLANNING MANAGER	Res'l-Construction	1.50	\$224.97	19	\$4,274	
PLANNING	PROJECT PLANNER		8.00	\$699.12	19	\$13,283	
PLANNING	SR ADMIN ASST		2.00	\$177.76	19	\$3,377	
<b>TYPE SUBTOTAL</b>			<b>12.75</b>	<b>\$1,291.54</b>		<b>\$24,539</b>	
POLICE ADMIN	POLICE LIEUTENANT		0.50	\$104.99	5	\$525	
FIRE PREVENTION	FIRE PROTECT SPEC		0.50	\$76.58	5	\$383	
PLANNING	ASST CITY MGR	Commercial	1.00	\$201.49	5	\$1,007	
PLANNING	PLANNING AIDE-PT		0.25	\$8.12	5	\$41	
PLANNING	PLANNING MANAGER		2.00	\$299.96	5	\$1,500	
PLANNING	PROJECT PLANNER		5.00	\$436.95	5	\$2,185	
PLANNING	SR ADMIN ASST		2.00	\$177.76	5	\$889	
CODE ENFORCEMENT	CODE ENF SUPV		0.75	\$67.37	5	\$337	
<b>TYPE SUBTOTAL</b>			<b>12.00</b>	<b>\$1,373.22</b>		<b>\$6,866</b>	
<b>TOTALS</b>			<b>32.00</b>	<b>\$1,281.76</b>		<b>\$32,044</b>	

**CITY OF WEST COVINA  
REVENUE AND COST SUMMARY WORKSHEET  
FY 2022-23**

<b>SERVICE</b> <b>ADULT ORIENTED BUSINESS</b>		<b>REFERENCE NO.</b> <b>S-004</b>	
<b>PRIMARY DEPARTMENT</b> CD-PLANNING	<b>UNIT OF SERVICE</b> APPLICATION	<b>SERVICE RECIPIENT</b>	
<b>DESCRIPTION OF SERVICE</b>  To process an application for an adult-oriented business such as an adult bookstore, adult theater, adult cabaret, adult hotel or motel, adult arcade, modeling studio or any other adult enterprise which includes massage parlors.			
<b>CURRENT FEE STRUCTURE</b>  FBHR of staff + actual cost of City Attorney against a \$2,500 deposit			
<b>REVENUE AND COST COMPARISON</b>			
<b>UNIT REVENUE:</b>	<b>\$0.00</b>	<b>TOTAL REVENUE:</b>	<b>\$0</b>
<b>UNIT COST:</b>	<b>\$0.00</b>	<b>TOTAL COST:</b>	<b>\$0</b>
<b>UNIT PROFIT (SUBSIDY):</b>	<b>\$0.00</b>	<b>TOTAL PROFIT (SUBSIDY):</b>	<b>\$0</b>
<b>TOTAL UNITS:</b>	<b>0</b>	<b>PCT. COST RECOVERY:</b>	<b>0.00%</b>
<b>SUGGESTED FEE FOR COST RECOVERY OF: 100%</b>  Fully-Burdened Hourly Rate of staff, City Attorney and consultant charged against an initial deposit determined by the C.D. Director.			

**CITY OF WEST COVINA  
COST DETAIL WORKSHEET  
FY 2022-23**

<b>SERVICE</b> <b>ADULT ORIENTED BUSINESS</b>					<b>REFERENCE NO.</b> <b>S-004</b>		
<b>NOTE</b> Unit Costs are an Average of Total Units					<b>TOTAL UNITS</b> <b>0</b>		
<u>DEPARTMENT</u>	<u>POSITION</u>	<u>TYPE</u>	<u>UNIT TIME</u>	<u>UNIT COST</u>	<u>ANN. UNITS</u>	<u>TOTAL COST</u>	
			0.00	\$0.00	0	\$0	
		<b>TYPE SUBTOTAL</b>	<b>0.00</b>	<b>\$0.00</b>		<b>\$0</b>	
		<b>TOTALS</b>	<b>0.00</b>	<b>\$0.00</b>		<b>\$0</b>	

**CITY OF WEST COVINA  
REVENUE AND COST SUMMARY WORKSHEET  
FY 2022-23**

<b>SERVICE</b> <b>AMENDMENT TO CONDITIONS OF APPROVAL</b>		<b>REFERENCE NO.</b> <b>S-005</b>	
<b>PRIMARY DEPARTMENT</b> CD-PLANNING	<b>UNIT OF SERVICE</b> APPLICATION	<b>SERVICE RECIPIENT</b>	
<b>DESCRIPTION OF SERVICE</b>  To process a request to amend the conditions of approval which were set when a development was initially approved.			
<b>CURRENT FEE STRUCTURE</b>  Current applications which require an Amendment are just charged the additional cost against their deposit for the original application.			
<b>REVENUE AND COST COMPARISON</b>			
<b>UNIT REVENUE:</b>	<b>\$0.00</b>	<b>TOTAL REVENUE:</b>	<b>\$0</b>
<b>UNIT COST:</b>	<b>\$0.00</b>	<b>TOTAL COST:</b>	<b>\$0</b>
<b>UNIT PROFIT (SUBSIDY):</b>	<b>\$0.00</b>	<b>TOTAL PROFIT (SUBSIDY):</b>	<b>\$0</b>
<b>TOTAL UNITS:</b>	<b>0</b>	<b>PCT. COST RECOVERY:</b>	<b>0.00%</b>
<b>SUGGESTED FEE FOR COST RECOVERY OF: 100%</b>  Fully-Burdened Hourly Rate of staff, City Attorney and consultant charged against an initial deposit determined by the C.D. Director.			

**CITY OF WEST COVINA  
COST DETAIL WORKSHEET  
FY 2022-23**

<b>SERVICE</b> <b>AMENDMENT TO CONDITIONS OF APPROVAL</b>					<b>REFERENCE NO.</b> <b>S-005</b>		
<b>NOTE</b> Unit Costs are an Average of Total Units					<b>TOTAL UNITS</b> <b>0</b>		
<u>DEPARTMENT</u>	<u>POSITION</u>	<u>TYPE</u>	<u>UNIT TIME</u>	<u>UNIT COST</u>	<u>ANN. UNITS</u>	<u>TOTAL COST</u>	
			0.00	\$0.00	0	\$0	
		TYPE SUBTOTAL	0.00	\$0.00		\$0	
		TOTALS	0.00	\$0.00		\$0	

**CITY OF WEST COVINA  
REVENUE AND COST SUMMARY WORKSHEET  
FY 2022-23**

<b>SERVICE</b> <b>ANNEXATION/DEANNEXATION PROC'G</b>		<b>REFERENCE NO.</b> <b>S-006</b>	
<b>PRIMARY DEPARTMENT</b> CD-PLANNING	<b>UNIT OF SERVICE</b> APPLICATION	<b>SERVICE RECIPIENT</b>	
<b>DESCRIPTION OF SERVICE</b>  To process a request by one or more property owners to annex their property to the City or to remove their property from the City.			
<b>CURRENT FEE STRUCTURE</b>  FBHR of staff against a \$2,500 deposit			
<b><u>REVENUE AND COST COMPARISON</u></b>			
<b>UNIT REVENUE:</b>	<b>\$0.00</b>	<b>TOTAL REVENUE:</b>	<b>\$0</b>
<b>UNIT COST:</b>	<b>\$0.00</b>	<b>TOTAL COST:</b>	<b>\$0</b>
<b>UNIT PROFIT (SUBSIDY):</b>	<b>\$0.00</b>	<b>TOTAL PROFIT (SUBSIDY):</b>	<b>\$0</b>
<b>TOTAL UNITS:</b>	<b>0</b>	<b>PCT. COST RECOVERY:</b>	<b>0.00%</b>
<b>SUGGESTED FEE FOR COST RECOVERY OF: 100%</b>  Fully-Burdened Hourly Rate of staff, City Attorney and consultant charged against an initial deposit determined by the C.D. Director.			



**CITY OF WEST COVINA  
COST DETAIL WORKSHEET  
FY 2022-23**

<b>SERVICE</b> <b>ANNEXATION/DEANNEXATION PROC'G</b>					<b>REFERENCE NO.</b> <b>S-006</b>		
<b>NOTE</b> Unit Costs are an Average of Total Units					<b>TOTAL UNITS</b> <b>0</b>		
<u>DEPARTMENT</u>	<u>POSITION</u>	<u>TYPE</u>	<u>UNIT TIME</u>	<u>UNIT COST</u>	<u>ANN. UNITS</u>	<u>TOTAL COST</u>	
			0.00	\$0.00	0	\$0	
		<b>TYPE SUBTOTAL</b>	<b>0.00</b>	<b>\$0.00</b>		<b>\$0</b>	
		<b>TOTALS</b>	<b>0.00</b>	<b>\$0.00</b>		<b>\$0</b>	

**CITY OF WEST COVINA  
REVENUE AND COST SUMMARY WORKSHEET  
FY 2022-23**

<b>SERVICE</b> APPEAL TO PLNG.COMM./CITY COUNCIL		<b>REFERENCE NO.</b> S-007	
<b>PRIMARY DEPARTMENT</b> CD-PLANNING	<b>UNIT OF SERVICE</b> APPEAL	<b>SERVICE RECIPIENT</b>	
<b>DESCRIPTION OF SERVICE</b>  To process an appeal of a staff decision to the Planning Commission or appeal a Planning Commission decision to the City Council.			
<b>CURRENT FEE STRUCTURE</b>  Hearing Item - \$750 Non-Refundable Filing Fee + FBHR of Staff Non-Hearing Item - \$348 Non-Refundable Filing Fee + FBHR of Staff  (For the FBHR of staff, City charges a flat rate of \$96.36 per hour against the deposit.)			
<b>REVENUE AND COST COMPARISON</b>			
<b>UNIT REVENUE:</b>	<b>\$2,725.50</b>	<b>TOTAL REVENUE:</b>	<b>\$10,902</b>
<b>UNIT COST:</b>	<b>\$3,063.00</b>	<b>TOTAL COST:</b>	<b>\$12,252</b>
<b>UNIT PROFIT (SUBSIDY):</b>	<b>\$(337.50)</b>	<b>TOTAL PROFIT (SUBSIDY):</b>	<b>\$(1,350)</b>
<b>TOTAL UNITS:</b>	<b>4</b>	<b>PCT. COST RECOVERY:</b>	<b>88.98%</b>
<b>SUGGESTED FEE FOR COST RECOVERY OF: 100%</b>  Hearing Item - \$3,065 plus actual cost of the City Attorney charged against an initial deposit determined by the C.D. Director Non-Hearing Item - \$2,565 plus actual cost of the City Attorney charged against an initial deposit determined by the C.D. Director			

**CITY OF WEST COVINA  
COST DETAIL WORKSHEET  
FY 2022-23**

<b>SERVICE</b> <b>APPEAL TO PLNG.COMM./CITY COUNCIL</b>					<b>REFERENCE NO.</b> <b>S-007</b>		
<b>NOTE</b> Unit Costs are an Average of Total Units					<b>TOTAL UNITS</b> <b>4</b>		
<u>DEPARTMENT</u>	<u>POSITION</u>	<u>TYPE</u>	<u>UNIT TIME</u>	<u>UNIT COST</u>	<u>ANN. UNITS</u>	<u>TOTAL COST</u>	
PLANNING	ASST CITY MGR		4.00	\$805.96	4	\$3,224	
PLANNING	PLANNING MANAGER		5.00	\$749.90	4	\$3,000	
PLANNING	PROJECT PLANNER		10.00	\$873.90	4	\$3,496	
PLANNING	SR ADMIN ASST		1.50	\$133.32	4	\$533	
PLANNING		Public Hrg Notice	0.00	\$500.00	4	\$2,000	
		<b>TYPE SUBTOTAL</b>	<b>20.50</b>	<b>\$3,063.08</b>		<b>\$12,252</b>	
<b>TOTALS</b>			<b>20.50</b>	<b>\$3,063.00</b>		<b>\$12,252</b>	

**CITY OF WEST COVINA  
REVENUE AND COST SUMMARY WORKSHEET  
FY 2022-23**

<b>SERVICE</b> <b>APPEAL OF REVOCATION HEARING</b>		<b>REFERENCE NO.</b> <b>S-008</b>	
<b>PRIMARY DEPARTMENT</b> CD-PLANNING	<b>UNIT OF SERVICE</b> APPEAL	<b>SERVICE RECIPIENT</b>	
<b>DESCRIPTION OF SERVICE</b>  To process an appeal by an applicant whose development permit has been revoked for failure to construct agreed-upon improvements within the agreed-upon time.			
<b>CURRENT FEE STRUCTURE</b>  FBHR of staff + 50% of the actual cost of preparing the administrative record against a \$750 deposit (For the FBHR of staff, City charges a flat rate of \$96.36 per hour against the deposit.)			
<b>REVENUE AND COST COMPARISON</b>			
<b>UNIT REVENUE:</b>	<b>\$3,005.00</b>	<b>TOTAL REVENUE:</b>	<b>\$3,005</b>
<b>UNIT COST:</b>	<b>\$4,203.00</b>	<b>TOTAL COST:</b>	<b>\$4,203</b>
<b>UNIT PROFIT (SUBSIDY):</b>	<u><b>\$(1,198.00)</b></u>	<b>TOTAL PROFIT (SUBSIDY):</b>	<u><b>\$(1,198)</b></u>
<b>TOTAL UNITS:</b>	<b>1</b>	<b>PCT. COST RECOVERY:</b>	<b>71.50%</b>
<b>SUGGESTED FEE FOR COST RECOVERY OF: 100%</b>  \$4,205 plus actual cost of the City Attorney charged against an initial deposit determined by the C.D. Director			

**CITY OF WEST COVINA  
COST DETAIL WORKSHEET  
FY 2022-23**

<b>SERVICE</b> <b>APPEAL OF REVOCATION HEARING</b>					<b>REFERENCE NO.</b> <b>S-008</b>		
<b>NOTE</b> Unit Costs are an Average of Total Units					<b>TOTAL UNITS</b> <b>1</b>		
<u>DEPARTMENT</u>	<u>POSITION</u>	<u>TYPE</u>	<u>UNIT TIME</u>	<u>UNIT COST</u>	<u>ANN. UNITS</u>	<u>TOTAL COST</u>	
POLICE ADMIN	POLICE LIEUTENANT		2.00	\$419.96	1	\$420	
PLANNING	ASST CITY MGR		3.00	\$604.47	1	\$604	
PLANNING	PLANNING MANAGER		5.00	\$749.90	1	\$750	
PLANNING	PROJECT PLANNER		10.00	\$873.90	1	\$874	
PLANNING		Public Hrg Notice	0.00	\$500.00	1	\$500	
CODE ENFORCEMENT	CODE ENF MGR		5.00	\$817.55	1	\$818	
GENL ENGINEERING	DEPUTY CITY ENG-C		1.00	\$237.25	1	\$237	
		<b>TYPE SUBTOTAL</b>	<b>26.00</b>	<b>\$4,203.03</b>		<b>\$4,203</b>	
<b>TOTALS</b>			<b>26.00</b>	<b>\$4,203.00</b>		<b>\$4,203</b>	

**CITY OF WEST COVINA  
REVENUE AND COST SUMMARY WORKSHEET  
FY 2022-23**

<b>SERVICE</b> <b>ART IN PUBLIC PLACES</b>		<b>REFERENCE NO.</b> <b>S-009</b>	
<b>PRIMARY DEPARTMENT</b> CD-PLANNING	<b>UNIT OF SERVICE</b> APPLICATION	<b>SERVICE RECIPIENT</b>	
<b>DESCRIPTION OF SERVICE</b>  To process the application for public art when a development is large enough to require either the art or contribution for future art.			
<b>CURRENT FEE STRUCTURE</b>  FBHR of staff against a \$1,000 deposit  (For the FBHR of staff, City charges a flat rate of \$96.36 per hour against the deposit.)			
<b>REVENUE AND COST COMPARISON</b>			
<b>UNIT REVENUE:</b>	<b>\$1,060.00</b>	<b>TOTAL REVENUE:</b>	<b>\$1,060</b>
<b>UNIT COST:</b>	<b>\$1,260.00</b>	<b>TOTAL COST:</b>	<b>\$1,260</b>
<b>UNIT PROFIT (SUBSIDY):</b>	<b>\$(200.00)</b>	<b>TOTAL PROFIT (SUBSIDY):</b>	<b>\$(200)</b>
<b>TOTAL UNITS:</b>	<b>1</b>	<b>PCT. COST RECOVERY:</b>	<b>84.13%</b>
<b>SUGGESTED FEE FOR COST RECOVERY OF: 100%</b>  \$1,260			

**CITY OF WEST COVINA  
COST DETAIL WORKSHEET  
FY 2022-23**

<b>SERVICE</b> <b>ART IN PUBLIC PLACES</b>					<b>REFERENCE NO.</b> <b>S-009</b>		
<b>NOTE</b> Unit Costs are an Average of Total Units					<b>TOTAL UNITS</b> <b>1</b>		
<u>DEPARTMENT</u>	<u>POSITION</u>	<u>TYPE</u>	<u>UNIT TIME</u>	<u>UNIT COST</u>	<u>ANN. UNITS</u>	<u>TOTAL COST</u>	
PLANNING	ASST CITY MGR		1.50	\$302.24	1	\$302	
PLANNING	PLANNING MANAGER		2.00	\$299.96	1	\$300	
PLANNING	PROJECT PLANNER		6.00	\$524.34	1	\$524	
PLANNING	SR ADMIN ASST		1.50	\$133.32	1	\$133	
		<b>TYPE SUBTOTAL</b>	<b>11.00</b>	<b>\$1,259.86</b>		<b>\$1,260</b>	
<b>TOTALS</b>			<b>11.00</b>	<b>\$1,260.00</b>		<b>\$1,260</b>	

**CITY OF WEST COVINA  
REVENUE AND COST SUMMARY WORKSHEET  
FY 2022-23**

<b>SERVICE CODE AMENDMENT</b>		<b>REFERENCE NO. S-010</b>	
<b>PRIMARY DEPARTMENT CD-PLANNING</b>	<b>UNIT OF SERVICE APPLICATION</b>	<b>SERVICE RECIPIENT</b>	
<b>DESCRIPTION OF SERVICE</b>  To process an application to amend the Zoning Code at the request of a private party. The proposed amendment will create additional value for the property affected.			
<b>CURRENT FEE STRUCTURE</b>  FBHR of staff + actual cost of City Attorney against a \$2,500 deposit  (For the FBHR of staff, City charges a flat rate of \$96.36 per hour against the deposit.)			
<b>REVENUE AND COST COMPARISON</b>			
<b>UNIT REVENUE:</b>	<b>\$5,586.00</b>	<b>TOTAL REVENUE:</b>	<b>\$11,172</b>
<b>UNIT COST:</b>	<b>\$7,719.00</b>	<b>TOTAL COST:</b>	<b>\$15,438</b>
<b>UNIT PROFIT (SUBSIDY):</b>	<b>\$(2,133.00)</b>	<b>TOTAL PROFIT (SUBSIDY):</b>	<b>\$(4,266)</b>
<b>TOTAL UNITS:</b>	<b>2</b>	<b>PCT. COST RECOVERY:</b>	<b>72.37%</b>
<b>SUGGESTED FEE FOR COST RECOVERY OF: 100%</b>  \$7,720 plus actual cost of the City Attorney charged against an initial deposit determined by the C.D. Director			



**CITY OF WEST COVINA  
COST DETAIL WORKSHEET  
FY 2022-23**

<b>SERVICE CODE AMENDMENT</b>					<b>REFERENCE NO. S-010</b>		
<b>NOTE</b> Unit Costs are an Average of Total Units					<b>TOTAL UNITS 2</b>		
<u>DEPARTMENT</u>	<u>POSITION</u>	<u>TYPE</u>	<u>UNIT TIME</u>	<u>UNIT COST</u>	<u>ANN. UNITS</u>	<u>TOTAL COST</u>	
POLICE ADMIN	POLICE LIEUTENANT		1.00	\$209.98	2	\$420	
FIRE	ADMIN AIDE		0.25	\$14.18	2	\$28	
FIRE PREVENTION	FIRE PROTECT SPEC		1.00	\$153.15	2	\$306	
PLANNING	ASST CITY MGR		5.00	\$1,007.45	2	\$2,015	
PLANNING	PLANNING MANAGER		25.00	\$3,749.50	2	\$7,499	
PLANNING	SR ADMIN ASST		2.00	\$177.76	2	\$356	
PLANNING		Public Hrg Notice	0.00	\$1,900.00	2	\$3,800	
CODE ENFORCEMENT	CODE ENF SUPV		3.00	\$269.49	2	\$539	
GENL ENGINEERING	DEPUTY CITY ENG-C		1.00	\$237.25	2	\$475	
<b>TYPE SUBTOTAL</b>			<b>38.25</b>	<b>\$7,718.76</b>		<b>\$15,438</b>	
<b>TOTALS</b>			<b>38.25</b>	<b>\$7,719.00</b>		<b>\$15,438</b>	

**CITY OF WEST COVINA  
REVENUE AND COST SUMMARY WORKSHEET  
FY 2022-23**

<b>SERVICE CODE, COVENANTS &amp; RESTRICTIONS REV.</b>		<b>REFERENCE NO.</b> <b>S-011</b>	
<b>PRIMARY DEPARTMENT</b> CD-PLANNING	<b>UNIT OF SERVICE</b> APPLICATION	<b>SERVICE RECIPIENT</b>	
<b>DESCRIPTION OF SERVICE</b>  To process an application to approve the CC&Rs for a homeowners' association created by a development to assure compliance with City Codes.			
<b>CURRENT FEE STRUCTURE</b>  \$1,094 plus cost of City Attorney			
<b>REVENUE AND COST COMPARISON</b>			
<b>UNIT REVENUE:</b>	<b>\$144.60</b>	<b>TOTAL REVENUE:</b>	<b>\$723</b>
<b>UNIT COST:</b>	<b>\$131.00</b>	<b>TOTAL COST:</b>	<b>\$655</b>
<b>UNIT PROFIT (SUBSIDY):</b>	<b>\$13.60</b>	<b>TOTAL PROFIT (SUBSIDY):</b>	<b>\$68</b>
<b>TOTAL UNITS:</b>	<b>5</b>	<b>PCT. COST RECOVERY:</b>	<b>110.38%</b>
<b>SUGGESTED FEE FOR COST RECOVERY OF: 100%</b>  \$130 plus actual cost of the City Attorney charged against an initial deposit determined by the C.D. Director			

**CITY OF WEST COVINA  
COST DETAIL WORKSHEET  
FY 2022-23**

<b>SERVICE CODE, COVENANTS &amp; RESTRICTIONS REV.</b>					<b>REFERENCE NO. S-011</b>		
<b>NOTE</b> Unit Costs are an Average of Total Units					<b>TOTAL UNITS 5</b>		
<u>DEPARTMENT</u>	<u>POSITION</u>	<u>TYPE</u>	<u>UNIT TIME</u>	<u>UNIT COST</u>	<u>ANN. UNITS</u>	<u>TOTAL COST</u>	
PLANNING	PROJECT PLANNER		1.50	\$131.09	5	\$655	
		TYPE SUBTOTAL	1.50	\$131.09		\$655	
<b>TOTALS</b>			<b>1.50</b>	<b>\$131.00</b>		<b>\$655</b>	

**CITY OF WEST COVINA  
REVENUE AND COST SUMMARY WORKSHEET  
FY 2022-23**

<b>SERVICE</b> <b>CONCEPTUAL PLAN REVIEW</b>		<b>REFERENCE NO.</b> <b>S-012</b>	
<b>PRIMARY DEPARTMENT</b> CD-PLANNING	<b>UNIT OF SERVICE</b> APPLICATION	<b>SERVICE RECIPIENT</b>	
<b>DESCRIPTION OF SERVICE</b>  See comment below.			
<b>CURRENT FEE STRUCTURE</b>  FBHR of staff + actual cost of City Attorney against a \$4,000 deposit			
<b><u>REVENUE AND COST COMPARISON</u></b>			
<b>UNIT REVENUE:</b>	<b>\$0.00</b>	<b>TOTAL REVENUE:</b>	<b>\$0</b>
<b>UNIT COST:</b>	<b>\$0.00</b>	<b>TOTAL COST:</b>	<b>\$0</b>
<b>UNIT PROFIT (SUBSIDY):</b>	<b>\$0.00</b>	<b>TOTAL PROFIT (SUBSIDY):</b>	<b>\$0</b>
<b>TOTAL UNITS:</b>	<b>0</b>	<b>PCT. COST RECOVERY:</b>	<b>0.00%</b>
<b>SUGGESTED FEE FOR COST RECOVERY OF: 100%</b>  Staff recommends deleting this service as it is the same as Preliminary Review (T-236).			

**CITY OF WEST COVINA  
COST DETAIL WORKSHEET  
FY 2022-23**

<b>SERVICE</b> <b>CONCEPTUAL PLAN REVIEW</b>					<b>REFERENCE NO.</b> <b>S-012</b>		
<b>NOTE</b> Unit Costs are an Average of Total Units					<b>TOTAL UNITS</b> <b>0</b>		
<u>DEPARTMENT</u>	<u>POSITION</u>	<u>TYPE</u>	<u>UNIT TIME</u>	<u>UNIT COST</u>	<u>ANN. UNITS</u>	<u>TOTAL COST</u>	
			0.00	\$0.00	0	\$0	
		<b>TYPE SUBTOTAL</b>	<b>0.00</b>	<b>\$0.00</b>		<b>\$0</b>	
		<b>TOTALS</b>	<b>0.00</b>	<b>\$0.00</b>		<b>\$0</b>	

**CITY OF WEST COVINA  
REVENUE AND COST SUMMARY WORKSHEET  
FY 2022-23**

<b>SERVICE</b> <b>CONDITIONAL USE PERMIT</b>		<b>REFERENCE NO.</b> <b>S-013</b>	
<b>PRIMARY DEPARTMENT</b> CD-PLANNING	<b>UNIT OF SERVICE</b> APPLICATION	<b>SERVICE RECIPIENT</b>	
<b>DESCRIPTION OF SERVICE</b>  To process an application for a conditional use permit (CUP) that allows a business a certain privilege subject to conditions set by the City.			
<b>CURRENT FEE STRUCTURE</b>  FBHR of staff + actual cost of City Attorney against a \$3,000 deposit  (For the FBHR of staff, City charges a flat rate of \$96.36 per hour against the deposit.)			
<b>REVENUE AND COST COMPARISON</b>			
<b>UNIT REVENUE:</b>	<b>\$5,323.54</b>	<b>TOTAL REVENUE:</b>	<b>\$69,206</b>
<b>UNIT COST:</b>	<b>\$5,370.46</b>	<b>TOTAL COST:</b>	<b>\$69,816</b>
<b>UNIT PROFIT (SUBSIDY):</b>	<b>\$(46.92)</b>	<b>TOTAL PROFIT (SUBSIDY):</b>	<b>\$(610)</b>
<b>TOTAL UNITS:</b>	<b>13</b>	<b>PCT. COST RECOVERY:</b>	<b>99.13%</b>
<b>SUGGESTED FEE FOR COST RECOVERY OF: 100%</b>  Commercial - \$5,555* plus actual cost of the City Attorney charged against an initial deposit determined by the C.D.Director Residential - \$4,750* plus actual cost of the City Attorney charged against an initial deposit determined by the C.D.Director *Fee includes one (1) public hearing. Additional public hearings will be charged the Fully-Burdened Hourly Rate of Staff against an initial deposit determined by the C.D.Director			

**CITY OF WEST COVINA  
COST DETAIL WORKSHEET  
FY 2022-23**

<b>SERVICE</b>					<b>REFERENCE NO.</b>		
<b>CONDITIONAL USE PERMIT</b>					<b>S-013</b>		
<b>NOTE</b>					<b>TOTAL UNITS</b>		
Unit Costs are an Average of Total Units					<b>13</b>		
<u>DEPARTMENT</u>	<u>POSITION</u>	<u>TYPE</u>	<u>UNIT TIME</u>	<u>UNIT COST</u>	<u>ANN. UNITS</u>	<u>TOTAL COST</u>	
POLICE ADMIN	POLICE LIEUTENANT		1.50	\$314.97	10	\$3,150	
FIRE	ADMIN AIDE		0.50	\$28.35	10	\$284	
FIRE PREVENTION	FIRE PROTECT SPEC		1.50	\$229.73	10	\$2,297	
PLANNING	ASST CITY MGR	Commercial	3.00	\$604.47	10	\$6,045	
PLANNING	ECON DEV HOUSING MGR	Commercial	1.50	\$198.06	10	\$1,981	
PLANNING	PLANNING AIDE-PT		8.00	\$259.68	10	\$2,597	
PLANNING	PLANNING MANAGER		4.00	\$599.92	10	\$5,999	
PLANNING	PROJECT PLANNER		30.00	\$2,621.70	10	\$26,217	
PLANNING	SR ADMIN ASST		2.25	\$199.98	10	\$2,000	
PLANNING		Public Hrg Notice	0.00	\$500.00	10	\$5,000	
<b>TYPE SUBTOTAL</b>			<b>52.25</b>	<b>\$5,556.86</b>		<b>\$55,569</b>	
POLICE ADMIN	POLICE LIEUTENANT		1.50	\$314.97	3	\$945	
FIRE	ADMIN AIDE		0.50	\$28.35	3	\$85	
FIRE PREVENTION	FIRE PROTECT SPEC		1.50	\$229.73	3	\$689	
PLANNING	ASST CITY MGR	Residential	3.00	\$604.47	3	\$1,813	
PLANNING	ECON DEV HOUSING MGR	Residential	2.00	\$264.08	3	\$792	
PLANNING	PLANNING AIDE-PT		8.00	\$259.68	3	\$779	
PLANNING	PLANNING MANAGER		4.00	\$599.92	3	\$1,800	
PLANNING	PROJECT PLANNER		20.00	\$1,747.80	3	\$5,243	
PLANNING	SR ADMIN ASST		2.25	\$199.98	3	\$600	
PLANNING		Public Hrg Notice	0.00	\$500.00	3	\$1,500	
<b>TYPE SUBTOTAL</b>			<b>42.75</b>	<b>\$4,748.98</b>		<b>\$14,247</b>	
<b>TOTALS</b>			<b>95.00</b>	<b>\$5,370.46</b>		<b>\$69,816</b>	

**CITY OF WEST COVINA  
REVENUE AND COST SUMMARY WORKSHEET  
FY 2022-23**

<b>SERVICE</b> <b>COVENANT PREPARATION</b>		<b>REFERENCE NO.</b> <b>S-014</b>	
<b>PRIMARY DEPARTMENT</b> CD-PLANNING	<b>UNIT OF SERVICE</b> COVENANT	<b>SERVICE RECIPIENT</b>	
<b>DESCRIPTION OF SERVICE</b>  To prepare a covenant agreement for accessory structures as required by the zoning code.			
<b>CURRENT FEE STRUCTURE</b>  \$559			
<b><u>REVENUE AND COST COMPARISON</u></b>			
<b>UNIT REVENUE:</b>	<b>\$559.00</b>	<b>TOTAL REVENUE:</b>	<b>\$4,472</b>
<b>UNIT COST:</b>	<b>\$212.25</b>	<b>TOTAL COST:</b>	<b>\$1,698</b>
<b>UNIT PROFIT (SUBSIDY):</b>	<b>\$346.75</b>	<b>TOTAL PROFIT (SUBSIDY):</b>	<b>\$2,774</b>
<b>TOTAL UNITS:</b>	<b>8</b>	<b>PCT. COST RECOVERY:</b>	<b>263.37%</b>
<b>SUGGESTED FEE FOR COST RECOVERY OF: 100%</b>  \$210			



**CITY OF WEST COVINA  
COST DETAIL WORKSHEET  
FY 2022-23**

<b>SERVICE</b> <b>COVENANT PREPARATION</b>					<b>REFERENCE NO.</b> <b>S-014</b>		
<b>NOTE</b> Unit Costs are an Average of Total Units					<b>TOTAL UNITS</b> <b>8</b>		
<b><u>DEPARTMENT</u></b>	<b><u>POSITION</u></b>	<b><u>TYPE</u></b>	<b><u>UNIT TIME</u></b>	<b><u>UNIT COST</u></b>	<b><u>ANN. UNITS</u></b>	<b><u>TOTAL COST</u></b>	
PLANNING	PLANNING AIDE-PT		2.50	\$81.15	8	\$649	
PLANNING	PROJECT PLANNER		1.50	\$131.09	8	\$1,049	
		<b>TYPE SUBTOTAL</b>	<b>4.00</b>	<b>\$212.24</b>		<b>\$1,698</b>	
<b>TOTALS</b>			<b>4.00</b>	<b>\$212.25</b>		<b>\$1,698</b>	

**CITY OF WEST COVINA  
REVENUE AND COST SUMMARY WORKSHEET  
FY 2022-23**

<b>SERVICE</b> <b>DESIGN REVIEW</b>		<b>REFERENCE NO.</b> <b>S-015</b>	
<b>PRIMARY DEPARTMENT</b> CD-PLANNING	<b>UNIT OF SERVICE</b> REVIEW	<b>SERVICE RECIPIENT</b>	
<b>DESCRIPTION OF SERVICE</b>  To review the design for new construction. If the construction increases the floor area, more departments are required to review the design.			
<b>CURRENT FEE STRUCTURE</b>  \$500 - Addition of Floor Area (#44; \$22,000) \$100 - Non-Floor Area Revisions (#66; \$6,600)			
<b>REVENUE AND COST COMPARISON</b>			
<b>UNIT REVENUE:</b>	<b>\$260.00</b>	<b>TOTAL REVENUE:</b>	<b>\$28,600</b>
<b>UNIT COST:</b>	<b>\$283.55</b>	<b>TOTAL COST:</b>	<b>\$31,191</b>
<b>UNIT PROFIT (SUBSIDY):</b>	<b>\$(23.55)</b>	<b>TOTAL PROFIT (SUBSIDY):</b>	<b>\$(2,591)</b>
<b>TOTAL UNITS:</b>	<b>110</b>	<b>PCT. COST RECOVERY:</b>	<b>91.69%</b>
<b>SUGGESTED FEE FOR COST RECOVERY OF: 100%</b>  \$580 - Addition of Floor Area (Subcommittee Review) \$85 - Non-Floor Area Revisions (Staff Approved)			

**CITY OF WEST COVINA  
COST DETAIL WORKSHEET  
FY 2022-23**

<b>SERVICE</b> <b>DESIGN REVIEW</b>					<b>REFERENCE NO.</b> <b>S-015</b>	
<b>NOTE</b> Unit Costs are an Average of Total Units					<b>TOTAL UNITS</b> <b>110</b>	
<u>DEPARTMENT</u>	<u>POSITION</u>	<u>TYPE</u>	<u>UNIT TIME</u>	<u>UNIT COST</u>	<u>ANN. UNITS</u>	<u>TOTAL COST</u>
PLANNING	PROJECT PLANNER	Staff Approved	1.00	\$87.39	66	\$5,768
<b>TYPE SUBTOTAL</b>			<b>1.00</b>	<b>\$87.39</b>		<b>\$5,768</b>
POLICE ADMIN	POLICE LIEUTENANT		0.25	\$52.50	44	\$2,310
FIRE	ADMIN AIDE		0.25	\$14.18	44	\$624
FIRE PREVENTION	FIRE PROTECT SPEC		0.50	\$76.58	44	\$3,370
PLANNING	PLANNING AIDE-PT		3.00	\$97.38	44	\$4,285
PLANNING	PLANNING MANAGER	Subcommittee Review	0.50	\$74.99	44	\$3,300
PLANNING	PROJECT PLANNER		3.00	\$262.17	44	\$11,535
<b>TYPE SUBTOTAL</b>			<b>7.50</b>	<b>\$577.80</b>		<b>\$25,423</b>
<b>TOTALS</b>			<b>8.50</b>	<b>\$283.55</b>		<b>\$31,191</b>

**CITY OF WEST COVINA  
REVENUE AND COST SUMMARY WORKSHEET  
FY 2022-23**

<b>SERVICE</b> <b>DEVELOPMENT AGREEMENT</b>		<b>REFERENCE NO.</b> <b>S-016</b>	
<b>PRIMARY DEPARTMENT</b> CD-PLANNING	<b>UNIT OF SERVICE</b> APPLICATION	<b>SERVICE RECIPIENT</b>	
<b>DESCRIPTION OF SERVICE</b>  To prepare an agreement between the City and a developer specifying what improvements the developer will make in return for approval to develop.			
<b>CURRENT FEE STRUCTURE</b>  FBHR of staff + actual cost of City Attorney against a \$2,500 deposit  (For the FBHR of staff, City charges a flat rate of \$96.36 per hour against the deposit.)			
<b>REVENUE AND COST COMPARISON</b>			
<b>UNIT REVENUE:</b>	<b>\$2,337.00</b>	<b>TOTAL REVENUE:</b>	<b>\$2,337</b>
<b>UNIT COST:</b>	<b>\$3,177.00</b>	<b>TOTAL COST:</b>	<b>\$3,177</b>
<b>UNIT PROFIT (SUBSIDY):</b>	<b>\$(840.00)</b>	<b>TOTAL PROFIT (SUBSIDY):</b>	<b>\$(840)</b>
<b>TOTAL UNITS:</b>	<b>1</b>	<b>PCT. COST RECOVERY:</b>	<b>73.56%</b>
<b>SUGGESTED FEE FOR COST RECOVERY OF: 100%</b>  \$3,175 plus actual cost of the City Attorney charged against an initial deposit determined by the C.D. Director			

April 14, 2023

**CITY OF WEST COVINA  
COST DETAIL WORKSHEET  
FY 2022-23**

<b>SERVICE</b> <b>DEVELOPMENT AGREEMENT</b>					<b>REFERENCE NO.</b> <b>S-016</b>		
<b>NOTE</b> Unit Costs are an Average of Total Units					<b>TOTAL UNITS</b> <b>1</b>		
<u>DEPARTMENT</u>	<u>POSITION</u>	<u>TYPE</u>	<u>UNIT TIME</u>	<u>UNIT COST</u>	<u>ANN. UNITS</u>	<u>TOTAL COST</u>	
PLANNING	ASST CITY MGR		5.00	\$1,007.45	1	\$1,007	
PLANNING	ECON DEV HOUSING MGR		3.00	\$396.12	1	\$396	
PLANNING	PLANNING AIDE-PT		5.00	\$162.30	1	\$162	
PLANNING	PLANNING MANAGER		10.00	\$1,499.80	1	\$1,500	
PLANNING	SR ADMIN ASST		1.25	\$111.10	1	\$111	
<b>TYPE SUBTOTAL</b>			<b>24.25</b>	<b>\$3,176.77</b>		<b>\$3,177</b>	
<b>TOTALS</b>			<b>24.25</b>	<b>\$3,177.00</b>		<b>\$3,177</b>	

**CITY OF WEST COVINA  
REVENUE AND COST SUMMARY WORKSHEET  
FY 2022-23**

<b>SERVICE</b> <b>FILM PERMIT</b>		<b>REFERENCE NO.</b> <b>S-017</b>	
<b>PRIMARY DEPARTMENT</b> CD-PLANNING	<b>UNIT OF SERVICE</b> APPLICATION	<b>SERVICE RECIPIENT</b>	
<b>DESCRIPTION OF SERVICE</b>  To process an application for filming within the City.			
<b>CURRENT FEE STRUCTURE</b>  Application Fee (All) - \$2,696 plus security and cleaning deposit of \$1,020. Film (Photography/Motion Picture) Permit - FBHR of staff Film (Major Production) Permit - FBHR of staff. Security and cleaning deposit of \$1,020. \$1,500 deposit is required per case. (For each type of permit - normally, one police officer will be required on site at the FBHR of the officer.)			
<b>REVENUE AND COST COMPARISON</b>			
<b>UNIT REVENUE:</b>	<b>\$2,696.00</b>	<b>TOTAL REVENUE:</b>	<b>\$10,784</b>
<b>UNIT COST:</b>	<b>\$949.50</b>	<b>TOTAL COST:</b>	<b>\$3,798</b>
<b>UNIT PROFIT (SUBSIDY):</b>	<b>\$1,746.50</b>	<b>TOTAL PROFIT (SUBSIDY):</b>	<b>\$6,986</b>
<b>TOTAL UNITS:</b>	<b>4</b>	<b>PCT. COST RECOVERY:</b>	<b>283.94%</b>
<b>SUGGESTED FEE FOR COST RECOVERY OF: 100%</b>  Application Fee (All) - \$950, if a public hearing is required and/or requested there is an add'l fee of \$3,065 plus actual cost of the City Attorney charged against an initial deposit as determined by the C.D. Director Film (Photography/Motion Picture) Permit - FBHR of staff Film (Major Production) Permit - FBHR of staff. Security and cleaning deposit as determined by the C.D. Director (For each type of permit - normally, one police officer will be required on site at the FBHR of the officer.)			

**CITY OF WEST COVINA  
COST DETAIL WORKSHEET  
FY 2022-23**

<b>SERVICE</b> <b>FILM PERMIT</b>					<b>REFERENCE NO.</b> <b>S-017</b>		
<b>NOTE</b> Unit Costs are an Average of Total Units					<b>TOTAL UNITS</b> <b>4</b>		
<u>DEPARTMENT</u>	<u>POSITION</u>	<u>TYPE</u>	<u>UNIT TIME</u>	<u>UNIT COST</u>	<u>ANN. UNITS</u>	<u>TOTAL COST</u>	
POLICE ADMIN	POLICE LIEUTENANT		0.50	\$104.99	4	\$420	
FIRE	ADMIN AIDE		0.25	\$14.18	4	\$57	
FIRE PREVENTION	FIRE PROTECT SPEC		0.50	\$76.58	4	\$306	
PLANNING	ASST CITY MGR		0.50	\$100.75	4	\$403	
PLANNING	PLANNING AIDE-PT		1.00	\$32.46	4	\$130	
PLANNING	PLANNING MANAGER		0.50	\$74.99	4	\$300	
PLANNING	PROJECT PLANNER		2.50	\$218.48	4	\$874	
CODE ENFORCEMENT	CODE ENF MGR		2.00	\$327.02	4	\$1,308	
		<b>TYPE SUBTOTAL</b>	<b>7.75</b>	<b>\$949.45</b>		<b>\$3,798</b>	
<b>TOTALS</b>			<b>7.75</b>	<b>\$949.50</b>		<b>\$3,798</b>	

**CITY OF WEST COVINA  
REVENUE AND COST SUMMARY WORKSHEET  
FY 2022-23**

<b>SERVICE</b> <b>GENERAL PLAN AMENDMENT</b>		<b>REFERENCE NO.</b> <b>S-018</b>	
<b>PRIMARY DEPARTMENT</b> CD-PLANNING	<b>UNIT OF SERVICE</b> APPLICATION	<b>SERVICE RECIPIENT</b>	
<b>DESCRIPTION OF SERVICE</b>  To process an application to amend the City's General Plan at the request of a landowner, realtor or developer which would increase the value of their property.			
<b>CURRENT FEE STRUCTURE</b>  FBHR of staff + actual cost of City Attorney against a \$8,000 deposit  (For the FBHR of staff, City charges a flat rate of \$96.36 per hour against the deposit.)			
<b>REVENUE AND COST COMPARISON</b>			
<b>UNIT REVENUE:</b>	<b>\$7,781.00</b>	<b>TOTAL REVENUE:</b>	<b>\$7,781</b>
<b>UNIT COST:</b>	<b>\$13,217.00</b>	<b>TOTAL COST:</b>	<b>\$13,217</b>
<b>UNIT PROFIT (SUBSIDY):</b>	<b>\$(5,436.00)</b>	<b>TOTAL PROFIT (SUBSIDY):</b>	<b>\$(5,436)</b>
<b>TOTAL UNITS:</b>	<b>1</b>	<b>PCT. COST RECOVERY:</b>	<b>58.87%</b>
<b>SUGGESTED FEE FOR COST RECOVERY OF: 100%</b>  \$13,215 plus actual cost of the City Attorney charged against an initial deposit as determined by the C.D. Director. The base fee includes the first 65 hours of the Planning Manager, additional hours would be at \$150 each charged against an initial deposit as determined by the C.D. Director			



**CITY OF WEST COVINA  
COST DETAIL WORKSHEET  
FY 2022-23**

<b>SERVICE</b> <b>GENERAL PLAN AMENDMENT</b>					<b>REFERENCE NO.</b> <b>S-018</b>		
<b>NOTE</b> Unit Costs are an Average of Total Units					<b>TOTAL UNITS</b> <b>1</b>		
<u>DEPARTMENT</u>	<u>POSITION</u>	<u>TYPE</u>	<u>UNIT TIME</u>	<u>UNIT COST</u>	<u>ANN. UNITS</u>	<u>TOTAL COST</u>	
PLANNING	ASST CITY MGR		5.00	\$1,007.45	1	\$1,007	
PLANNING	PLANNING AIDE-PT		7.00	\$227.22	1	\$227	
PLANNING	PLANNING MANAGER		65.00	\$9,748.70	1	\$9,749	
PLANNING	SR ADMIN ASST		1.75	\$155.54	1	\$156	
PLANNING	SR ADMIN ASST		2.00	\$177.76	1	\$178	
PLANNING		Public Hrg Notice	0.00	\$1,900.00	1	\$1,900	
		<b>TYPE SUBTOTAL</b>	<b>80.75</b>	<b>\$13,216.67</b>		<b>\$13,217</b>	
<b>TOTALS</b>			<b>80.75</b>	<b>\$13,217.00</b>		<b>\$13,217</b>	

**CITY OF WEST COVINA  
REVENUE AND COST SUMMARY WORKSHEET  
FY 2022-23**

<b>SERVICE</b> <b>GENERAL PLAN UPDATE SURCHARGE</b>		<b>REFERENCE NO.</b> <b>S-019</b>
<b>PRIMARY DEPARTMENT</b> CD-PLANNING	<b>UNIT OF SERVICE</b> NA	<b>SERVICE RECIPIENT</b>
<b>DESCRIPTION OF SERVICE</b>  Fund 191 accounts for the General Plan and Zoning Code Update Surcharge which is designated to be used for future plan updates.		
<b>CURRENT FEE STRUCTURE</b>  17.7% of the Building permit fee for all projects that require a zoning clearance with the exception of solar which is excluded by State Law		
<b><u>REVENUE AND COST COMPARISON</u></b>		
<b>UNIT REVENUE:</b>	<b>\$0.00</b>	<b>TOTAL REVENUE:</b> <b>\$0</b>
<b>UNIT COST:</b>	<b>\$0.00</b>	<b>TOTAL COST:</b> <b>\$0</b>
<b>UNIT PROFIT (SUBSIDY):</b>	<b>\$0.00</b>	<b>TOTAL PROFIT (SUBSIDY):</b> <b>\$0</b>
<b>TOTAL UNITS:</b>	<b>1</b>	<b>PCT. COST RECOVERY:</b> <b>0.00%</b>
<b>SUGGESTED FEE FOR COST RECOVERY OF: 100%</b>  17.7% of the Building permit fee for all projects that require a zoning clearance with the exception of solar which is excluded by State Law		

**CITY OF WEST COVINA  
COST DETAIL WORKSHEET  
FY 2022-23**

<b>SERVICE</b> <b>GENERAL PLAN UPDATE SURCHARGE</b>					<b>REFERENCE NO.</b> <b>S-019</b>		
<b>NOTE</b> Unit Costs are an Average of Total Units					<b>TOTAL UNITS</b> <b>1</b>		
<u>DEPARTMENT</u>	<u>POSITION</u>	<u>TYPE</u>	<u>UNIT TIME</u>	<u>UNIT COST</u>	<u>ANN. UNITS</u>	<u>TOTAL COST</u>	
			0.00	\$0.00	0	\$0	
		TYPE SUBTOTAL	0.00	\$0.00		\$0	
		TOTALS	0.00	\$0.00		\$0	

**CITY OF WEST COVINA  
REVENUE AND COST SUMMARY WORKSHEET  
FY 2022-23**

<b>SERVICE</b> <b>HIST.PROP.CERT.OF APPROPRIATENESS</b>		<b>REFERENCE NO.</b> <b>S-020</b>	
<b>PRIMARY DEPARTMENT</b> CD-PLANNING	<b>UNIT OF SERVICE</b> APPLICATION	<b>SERVICE RECIPIENT</b>	
<b>DESCRIPTION OF SERVICE</b>  To process a request for a change to a historical property or landmark to assure that the change meets the requirements of the City's Historic Resource Preservation Code sections.			
<b>CURRENT FEE STRUCTURE</b>  \$3,044			
<b><u>REVENUE AND COST COMPARISON</u></b>			
<b>UNIT REVENUE:</b>	<b>\$0.00</b>	<b>TOTAL REVENUE:</b>	<b>\$0</b>
<b>UNIT COST:</b>	<b>\$0.00</b>	<b>TOTAL COST:</b>	<b>\$0</b>
<b>UNIT PROFIT (SUBSIDY):</b>	<b>\$0.00</b>	<b>TOTAL PROFIT (SUBSIDY):</b>	<b>\$0</b>
<b>TOTAL UNITS:</b>	<b>0</b>	<b>PCT. COST RECOVERY:</b>	<b>0.00%</b>
<b>SUGGESTED FEE FOR COST RECOVERY OF: 100%</b>  Fully-Burdened Hourly Rate of staff, City Attorney and consultant charged against an initial deposit determined by the C.D.Director.			

**CITY OF WEST COVINA  
COST DETAIL WORKSHEET  
FY 2022-23**

<b>SERVICE</b> <b>HIST.PROP.CERT.OF APPROPRIATENESS</b>				<b>REFERENCE NO.</b> <b>S-020</b>		
<b>NOTE</b> Unit Costs are an Average of Total Units				<b>TOTAL UNITS</b> <b>0</b>		
<u>DEPARTMENT</u>	<u>POSITION</u>	<u>TYPE</u>	<u>UNIT TIME</u>	<u>UNIT COST</u>	<u>ANN. UNITS</u>	<u>TOTAL COST</u>
			0.00	\$0.00	0	\$0
		<b>TYPE SUBTOTAL</b>	<b>0.00</b>	<b>\$0.00</b>		<b>\$0</b>
		<b>TOTALS</b>	<b>0.00</b>	<b>\$0.00</b>		<b>\$0</b>

**CITY OF WEST COVINA  
REVENUE AND COST SUMMARY WORKSHEET  
FY 2022-23**

<b>SERVICE</b> LANDSCAPE/IRRIG.P.CK & INSP-COM'L		<b>REFERENCE NO.</b> S-021	
<b>PRIMARY DEPARTMENT</b> CD-PLANNING	<b>UNIT OF SERVICE</b> APPLICATION	<b>SERVICE RECIPIENT</b>	
<b>DESCRIPTION OF SERVICE</b>  To plan check the proposed landscaping and irrigation system for a new commercial development. To inspect the completed project to assure conformance with the approved plans.			
<b>CURRENT FEE STRUCTURE</b>  FBHR of staff + actual cost of consultant against a \$2,500 deposit			
<b><u>REVENUE AND COST COMPARISON</u></b>			
<b>UNIT REVENUE:</b>	<b>\$0.00</b>	<b>TOTAL REVENUE:</b>	<b>\$0</b>
<b>UNIT COST:</b>	<b>\$0.00</b>	<b>TOTAL COST:</b>	<b>\$0</b>
<b>UNIT PROFIT (SUBSIDY):</b>	<b>\$0.00</b>	<b>TOTAL PROFIT (SUBSIDY):</b>	<b>\$0</b>
<b>TOTAL UNITS:</b>	<b>0</b>	<b>PCT. COST RECOVERY:</b>	<b>0.00%</b>
<b>SUGGESTED FEE FOR COST RECOVERY OF: 100%</b>  Fully-Burdened Hourly Rate of staff, City Attorney and consultant charged against an initial deposit determined by the C.D. Director.			

**CITY OF WEST COVINA  
COST DETAIL WORKSHEET  
FY 2022-23**

<b>SERVICE</b> <b>LANDSCAPE/IRRIG.P.CK &amp; INSP-COM'L</b>					<b>REFERENCE NO.</b> <b>S-021</b>		
<b>NOTE</b> Unit Costs are an Average of Total Units					<b>TOTAL UNITS</b> <b>0</b>		
<u>DEPARTMENT</u>	<u>POSITION</u>	<u>TYPE</u>	<u>UNIT TIME</u>	<u>UNIT COST</u>	<u>ANN. UNITS</u>	<u>TOTAL COST</u>	
			0.00	\$0.00	0	\$0	
		<b>TYPE SUBTOTAL</b>	<b>0.00</b>	<b>\$0.00</b>		<b>\$0</b>	
		<b>TOTALS</b>	<b>0.00</b>	<b>\$0.00</b>		<b>\$0</b>	

**CITY OF WEST COVINA  
REVENUE AND COST SUMMARY WORKSHEET  
FY 2022-23**

<b>SERVICE</b> LANDSCAPE/IRRIG.P.CK. & INSP-RES'L		<b>REFERENCE NO.</b> S-022	
<b>PRIMARY DEPARTMENT</b> CD-PLANNING	<b>UNIT OF SERVICE</b> APPLICATION	<b>SERVICE RECIPIENT</b>	
<b>DESCRIPTION OF SERVICE</b>  To plan check the plans for landscaping and the irrigation system for a new residential development. To inspect the completed project to assure conformance with the approved plans.			
<b>CURRENT FEE STRUCTURE</b>  FBHR of staff + actual cost of consultant against a \$1,250 deposit			
<b><u>REVENUE AND COST COMPARISON</u></b>			
<b>UNIT REVENUE:</b>	<b>\$0.00</b>	<b>TOTAL REVENUE:</b>	<b>\$0</b>
<b>UNIT COST:</b>	<b>\$0.00</b>	<b>TOTAL COST:</b>	<b>\$0</b>
<b>UNIT PROFIT (SUBSIDY):</b>	<b>\$0.00</b>	<b>TOTAL PROFIT (SUBSIDY):</b>	<b>\$0</b>
<b>TOTAL UNITS:</b>	<b>0</b>	<b>PCT. COST RECOVERY:</b>	<b>0.00%</b>
<b>SUGGESTED FEE FOR COST RECOVERY OF: 100%</b>  Fully-Burdened Hourly Rate of staff, City Attorney and consultant charged against an initial deposit determined by the C.D.Director.			



**CITY OF WEST COVINA  
COST DETAIL WORKSHEET  
FY 2022-23**

<b>SERVICE</b> <b>LANDSCAPE/IRRIG.P.CK. &amp; INSP-RES'L</b>					<b>REFERENCE NO.</b> <b>S-022</b>		
<b>NOTE</b> Unit Costs are an Average of Total Units					<b>TOTAL UNITS</b> <b>0</b>		
<u>DEPARTMENT</u>	<u>POSITION</u>	<u>TYPE</u>	<u>UNIT TIME</u>	<u>UNIT COST</u>	<u>ANN. UNITS</u>	<u>TOTAL COST</u>	
			0.00	\$0.00	0	\$0	
		<b>TYPE SUBTOTAL</b>	<b>0.00</b>	<b>\$0.00</b>		<b>\$0</b>	
		<b>TOTALS</b>	<b>0.00</b>	<b>\$0.00</b>		<b>\$0</b>	

**CITY OF WEST COVINA  
REVENUE AND COST SUMMARY WORKSHEET  
FY 2022-23**

<b>SERVICE</b> <b>MESSAGE TECHNICIAN REVIEW</b>		<b>REFERENCE NO.</b> <b>S-023</b>
<b>PRIMARY DEPARTMENT</b> CD-PLANNING	<b>UNIT OF SERVICE</b> APPLICATION	<b>SERVICE RECIPIENT</b>
<b>DESCRIPTION OF SERVICE</b>  To review the application for a massage technician. Currently the State provides this service. The City's review would occur if the State no longer provides this service.		
<b>CURRENT FEE STRUCTURE</b>  FBHR of staff + actual cost of City Attorney against a \$1,300 deposit		
<b><u>REVENUE AND COST COMPARISON</u></b>		
<b>UNIT REVENUE:</b>	<b>\$0.00</b>	<b>TOTAL REVENUE:</b> <b>\$0</b>
<b>UNIT COST:</b>	<b>\$0.00</b>	<b>TOTAL COST:</b> <b>\$0</b>
<b>UNIT PROFIT (SUBSIDY):</b>	<b>\$0.00</b>	<b>TOTAL PROFIT (SUBSIDY):</b> <b>\$0</b>
<b>TOTAL UNITS:</b>	<b>0</b>	<b>PCT. COST RECOVERY:</b> <b>0.00%</b>
<b>SUGGESTED FEE FOR COST RECOVERY OF: 100%</b>  Fully-Burdened Hourly Rate of staff, City Attorney and consultant charged against an initial deposit determined by the C.D. Director.		

**CITY OF WEST COVINA  
COST DETAIL WORKSHEET  
FY 2022-23**

<b>SERVICE</b> <b>MESSAGE TECHNICIAN REVIEW</b>					<b>REFERENCE NO.</b> <b>S-023</b>		
<b>NOTE</b> Unit Costs are an Average of Total Units					<b>TOTAL UNITS</b> <b>0</b>		
<u>DEPARTMENT</u>	<u>POSITION</u>	<u>TYPE</u>	<u>UNIT TIME</u>	<u>UNIT COST</u>	<u>ANN. UNITS</u>	<u>TOTAL COST</u>	
			0.00	\$0.00	0	\$0	
		<b>TYPE SUBTOTAL</b>	<b>0.00</b>	<b>\$0.00</b>		<b>\$0</b>	
		<b>TOTALS</b>	<b>0.00</b>	<b>\$0.00</b>		<b>\$0</b>	

**CITY OF WEST COVINA  
REVENUE AND COST SUMMARY WORKSHEET  
FY 2022-23**

<b>SERVICE</b> <b>MODEL HOME MARKETING COMPLEX</b>		<b>REFERENCE NO.</b> <b>S-024</b>
<b>PRIMARY DEPARTMENT</b> CD-PLANNING	<b>UNIT OF SERVICE</b> APPLICATION	<b>SERVICE RECIPIENT</b>
<b>DESCRIPTION OF SERVICE</b>  To process an application for a sales complex of not more than 10 models, a sales office, a play area, landscaping and off-street parking designed and used only for the marketing of dwellings/lots within a subdivision/planned residential development.		
<b>CURRENT FEE STRUCTURE</b>  FBHR of staff + actual cost of City Attorney against a \$1,300 deposit  (For the FBHR of staff, City charges a flat rate of \$96.36 per hour against the deposit.)		
<b><u>REVENUE AND COST COMPARISON</u></b>		
<b>UNIT REVENUE:</b>	<b>\$1,469.33</b>	<b>TOTAL REVENUE:</b>
<b>UNIT COST:</b>	<b>\$1,803.67</b>	<b>TOTAL COST:</b>
<b>UNIT PROFIT (SUBSIDY):</b>	<b>\$(334.34)</b>	<b>TOTAL PROFIT (SUBSIDY):</b>
<b>TOTAL UNITS:</b>	<b>3</b>	<b>PCT. COST RECOVERY:</b>
		<b>81.46%</b>
<b>SUGGESTED FEE FOR COST RECOVERY OF: 100%</b>		
\$1,805		

**CITY OF WEST COVINA  
COST DETAIL WORKSHEET  
FY 2022-23**

<b>SERVICE</b> <b>MODEL HOME MARKETING COMPLEX</b>					<b>REFERENCE NO.</b> <b>S-024</b>		
<b>NOTE</b> Unit Costs are an Average of Total Units					<b>TOTAL UNITS</b> <b>3</b>		
<u>DEPARTMENT</u>	<u>POSITION</u>	<u>TYPE</u>	<u>UNIT TIME</u>	<u>UNIT COST</u>	<u>ANN. UNITS</u>	<u>TOTAL COST</u>	
PLANNING	LDSCAPE.ARCH-C		3.00	\$943.26	3	\$2,830	
PLANNING	PLANNING AIDE-PT		5.00	\$162.30	3	\$487	
PLANNING	PLANNING MANAGER		1.00	\$149.98	3	\$450	
PLANNING	PROJECT PLANNER		5.00	\$436.95	3	\$1,311	
PLANNING	SR ADMIN ASST		1.25	\$111.10	3	\$333	
<b>TYPE SUBTOTAL</b>			<b>15.25</b>	<b>\$1,803.59</b>		<b>\$5,411</b>	
<b>TOTALS</b>			<b>15.25</b>	<b>\$1,803.67</b>		<b>\$5,411</b>	

**CITY OF WEST COVINA  
REVENUE AND COST SUMMARY WORKSHEET  
FY 2022-23**

<b>SERVICE</b> <b>MULTIPLE APPLICATIONS</b>		<b>REFERENCE NO.</b> <b>S-025</b>	
<b>PRIMARY DEPARTMENT</b> CD-PLANNING	<b>UNIT OF SERVICE</b> APPLICATION	<b>SERVICE RECIPIENT</b>	
<b>DESCRIPTION OF SERVICE</b>  To recognize that multiple applications for the same project take less time than processing each application individually			
<b>CURRENT FEE STRUCTURE</b>  Most applications are based on the FBHR of staff. Any additional applications for the same project are charged against the original deposit.			
<b><u>REVENUE AND COST COMPARISON</u></b>			
<b>UNIT REVENUE:</b>	<b>\$0.00</b>	<b>TOTAL REVENUE:</b>	<b>\$0</b>
<b>UNIT COST:</b>	<b>\$0.00</b>	<b>TOTAL COST:</b>	<b>\$0</b>
<b>UNIT PROFIT (SUBSIDY):</b>	<b>\$0.00</b>	<b>TOTAL PROFIT (SUBSIDY):</b>	<b>\$0</b>
<b>TOTAL UNITS:</b>	<b>1</b>	<b>PCT. COST RECOVERY:</b>	<b>0.00%</b>
<b>SUGGESTED FEE FOR COST RECOVERY OF: 100%</b>  Full cost for the most expensive application plus 50% of the fee for each additional application processed at the same time for the same project. (Note: the 50% discount is recommended by staff.)			

**CITY OF WEST COVINA  
COST DETAIL WORKSHEET  
FY 2022-23**

<b>SERVICE</b> <b>MULTIPLE APPLICATIONS</b>					<b>REFERENCE NO.</b> <b>S-025</b>		
<b>NOTE</b> Unit Costs are an Average of Total Units					<b>TOTAL UNITS</b> <b>1</b>		
<u>DEPARTMENT</u>	<u>POSITION</u>	<u>TYPE</u>	<u>UNIT TIME</u>	<u>UNIT COST</u>	<u>ANN. UNITS</u>	<u>TOTAL COST</u>	
			0.00	\$0.00	0	\$0	
		TYPE SUBTOTAL	0.00	\$0.00		\$0	
		TOTALS	0.00	\$0.00		\$0	

**CITY OF WEST COVINA  
REVENUE AND COST SUMMARY WORKSHEET  
FY 2022-23**

<b>SERVICE</b> <b>PRECISE PLAN OF DESIGN-ADM.REVIEW</b>		<b>REFERENCE NO.</b> <b>S-026</b>	
<b>PRIMARY DEPARTMENT</b> CD-PLANNING	<b>UNIT OF SERVICE</b> APPLICATION	<b>SERVICE RECIPIENT</b>	
<b>DESCRIPTION OF SERVICE</b>  To process the administrative review of a Precise Plan of Design as allowed by Section 26-226 of the Municipal Code. This is a new service due to new State housing laws which require some precise plan applications to be processed without a public hearing.			
<b>CURRENT FEE STRUCTURE</b>  None			
<b><u>REVENUE AND COST COMPARISON</u></b>			
<b>UNIT REVENUE:</b>	<b>\$0.00</b>	<b>TOTAL REVENUE:</b>	<b>\$0</b>
<b>UNIT COST:</b>	<b>\$13,703.67</b>	<b>TOTAL COST:</b>	<b>\$41,111</b>
<b>UNIT PROFIT (SUBSIDY):</b>	<b>\$(13,703.67)</b>	<b>TOTAL PROFIT (SUBSIDY):</b>	<b>\$(41,111)</b>
<b>TOTAL UNITS:</b>	<b>3</b>	<b>PCT. COST RECOVERY:</b>	<b>0.00%</b>
<b>SUGGESTED FEE FOR COST RECOVERY OF: 100%</b>			
Base Fee: \$11,245 - 10 or less Units \$14,010 - 11 to 20 Units \$15,855 - more than 20 units plus actual cost of the City Attorney and/or City Architect charged against an initial deposit as determined by the C.D. Director. Additional hours of the Planning Manager and Project Planner will be charged the Fully-Burdened Hourly Rate of Staff against an initial deposit determined by the C.D. Director.			

April 14, 2023



**CITY OF WEST COVINA  
COST DETAIL WORKSHEET  
FY 2022-23**

<b>SERVICE</b>					<b>REFERENCE NO.</b>		
<b>PRECISE PLAN OF DESIGN-ADM.REVIEW</b>					<b>S-026</b>		
<b>NOTE</b>					<b>TOTAL UNITS</b>		
Unit Costs are an Average of Total Units					<b>3</b>		
<u>DEPARTMENT</u>	<u>POSITION</u>	<u>TYPE</u>	<u>UNIT TIME</u>	<u>UNIT COST</u>	<u>ANN. UNITS</u>	<u>TOTAL COST</u>	
POLICE ADMIN	POLICE LIEUTENANT	<=10 Units	1.00	\$209.98	1	\$210	
FIRE	ADMIN AIDE		0.50	\$28.35	1	\$28	
FIRE PREVENTION	FIRE PROTECT SPEC		3.00	\$459.45	1	\$459	
PLANNING	ASST CITY MGR		7.50	\$1,511.18	1	\$1,511	
PLANNING	ECON DEV HOUSING MGR		1.00	\$132.04	1	\$132	
PLANNING	PLANNING AIDE-PT		3.50	\$113.61	1	\$114	
PLANNING	PLANNING MANAGER		15.00	\$2,249.70	1	\$2,250	
PLANNING	PROJECT PLANNER		40.00	\$3,495.60	1	\$3,496	
PLANNING	SR ADMIN ASST		0.88	\$78.21	1	\$78	
GENL ENGINEERING	DEPUTY CITY ENG-C		5.00	\$1,186.25	1	\$1,186	
GENL ENGINEERING	TRAFFIC ENG-C		7.50	\$1,779.38	1	\$1,779	
<b>TYPE SUBTOTAL</b>			<b>84.88</b>	<b>\$11,243.75</b>		<b>\$11,244</b>	
POLICE ADMIN	POLICE LIEUTENANT	11-20 Units	1.00	\$209.98	1	\$210	
FIRE	ADMIN AIDE		0.50	\$28.35	1	\$28	
FIRE PREVENTION	FIRE PROTECT SPEC		3.00	\$459.45	1	\$459	
PLANNING	ASST CITY MGR		9.75	\$1,964.53	1	\$1,965	
PLANNING	ECON DEV HOUSING MGR		1.00	\$132.04	1	\$132	
PLANNING	PLANNING AIDE-PT		4.55	\$147.69	1	\$148	
PLANNING	PLANNING MANAGER		19.50	\$2,924.61	1	\$2,925	
PLANNING	PROJECT PLANNER		52.00	\$4,544.28	1	\$4,544	
PLANNING	SR ADMIN ASST		1.14	\$101.32	1	\$101	
GENL ENGINEERING	DEPUTY CITY ENG-C		5.00	\$1,186.25	1	\$1,186	
GENL ENGINEERING	TRAFFIC ENG-C		9.75	\$2,313.19	1	\$2,313	
<b>TYPE SUBTOTAL</b>			<b>107.19</b>	<b>\$14,011.69</b>		<b>\$14,012</b>	
POLICE ADMIN	POLICE LIEUTENANT	>20 Units	1.00	\$209.98	1	\$210	
FIRE	ADMIN AIDE		0.50	\$28.35	1	\$28	
FIRE PREVENTION	FIRE PROTECT SPEC		3.00	\$459.45	1	\$459	
PLANNING	ASST CITY MGR		11.25	\$2,266.76	1	\$2,267	



**CITY OF WEST COVINA  
COST DETAIL WORKSHEET  
FY 2022-23**

<b>SERVICE</b> <b>PRECISE PLAN OF DESIGN-ADM.REVIEW</b>					<b>REFERENCE NO.</b> <b>S-026</b>		
<b>NOTE</b> Unit Costs are an Average of Total Units					<b>TOTAL UNITS</b> <b>3</b>		
<u>DEPARTMENT</u>	<u>POSITION</u>	<u>TYPE</u>	<u>UNIT TIME</u>	<u>UNIT COST</u>	<u>ANN. UNITS</u>	<u>TOTAL COST</u>	
PLANNING	ECON DEV HOUSING MGR		1.00	\$132.04	1	\$132	
PLANNING	PLANNING AIDE-PT		5.25	\$170.42	1	\$170	
PLANNING	PLANNING MANAGER		22.50	\$3,374.55	1	\$3,375	
PLANNING	PROJECT PLANNER		60.00	\$5,243.40	1	\$5,243	
PLANNING	SR ADMIN ASST		1.30	\$115.54	1	\$116	
GENL ENGINEERING	DEPUTY CITY ENG-C		5.00	\$1,186.25	1	\$1,186	
GENL ENGINEERING	TRAFFIC ENG-C		11.25	\$2,669.06	1	\$2,669	
<b>TYPE SUBTOTAL</b>			<b>122.05</b>	<b>\$15,855.80</b>		<b>\$15,856</b>	
<b>TOTALS</b>			<b>314.12</b>	<b>\$13,703.67</b>		<b>\$41,111</b>	

**CITY OF WEST COVINA  
REVENUE AND COST SUMMARY WORKSHEET  
FY 2022-23**

<b>SERVICE</b> <b>PRECISE PLAN OF DESIGN-PLAN.COMM.</b>		<b>REFERENCE NO.</b> <b>S-027</b>	
<b>PRIMARY DEPARTMENT</b> CD-PLANNING	<b>UNIT OF SERVICE</b> APPLICATION	<b>SERVICE RECIPIENT</b>	
<b>DESCRIPTION OF SERVICE</b>  To process a Precise Plan of Design as required by Section 26-226 of the Municipal Code when a Planning Commission hearing is required.			
<b>CURRENT FEE STRUCTURE</b>  Regular - FBHR of staff + actual cost of City Attorney against a \$4,000 deposit Downtown Plan - FBHR of staff + actual cost of City Attorney against a \$7,000 deposit  (For the FBHR of staff, City charges a flat rate of \$96.36 per hour against the deposit.)			
<b>REVENUE AND COST COMPARISON</b>			
<b>UNIT REVENUE:</b>	<b>\$15,945.40</b>	<b>TOTAL REVENUE:</b>	<b>\$79,727</b>
<b>UNIT COST:</b>	<b>\$21,430.60</b>	<b>TOTAL COST:</b>	<b>\$107,153</b>
<b>UNIT PROFIT (SUBSIDY):</b>	<b>\$(5,485.20)</b>	<b>TOTAL PROFIT (SUBSIDY):</b>	<b>\$(27,426)</b>
<b>TOTAL UNITS:</b>	<b>5</b>	<b>PCT. COST RECOVERY:</b>	<b>74.40%</b>
<b>SUGGESTED FEE FOR COST RECOVERY OF: 100%</b>  \$21,430 plus actual cost of the City Attorney and/or City Architect charged against an initial deposit as determined by the C.D. Director. Fee includes one (1) public hearing and the first 80 hours of the Project Planner & 30 hours of the Planning Manager. Additional public hearings and hours of the Planning Manager and Project Planner will be charged the Fully-Burdened Hourly Rate of Staff against an initial deposit determined by the C.D. Director.			

**CITY OF WEST COVINA  
COST DETAIL WORKSHEET  
FY 2022-23**

<b>SERVICE</b> <b>PRECISE PLAN OF DESIGN-PLAN.COMM.</b>					<b>REFERENCE NO.</b> <b>S-027</b>		
<b>NOTE</b> Unit Costs are an Average of Total Units					<b>TOTAL UNITS</b> <b>5</b>		
<u>DEPARTMENT</u>	<u>POSITION</u>	<u>TYPE</u>	<u>UNIT TIME</u>	<u>UNIT COST</u>	<u>ANN. UNITS</u>	<u>TOTAL COST</u>	
POLICE ADMIN	POLICE LIEUTENANT		1.00	\$209.98	5	\$1,050	
FIRE	ADMIN AIDE		0.50	\$28.35	5	\$142	
FIRE PREVENTION	FIRE PROTECT SPEC		3.00	\$459.45	5	\$2,297	
PLANNING	ASST CITY MGR		15.00	\$3,022.35	5	\$15,112	
PLANNING	ECON DEV HOUSING MGR		1.00	\$132.04	5	\$660	
PLANNING	PLANNING AIDE-PT		7.00	\$227.22	5	\$1,136	
PLANNING	PLANNING MANAGER		30.00	\$4,499.40	5	\$22,497	
PLANNING	PROJECT PLANNER		80.00	\$6,991.20	5	\$34,956	
PLANNING	SR ADMIN ASST		1.75	\$155.54	5	\$778	
PLANNING		Public Hrg Notice	0.00	\$960.00	5	\$4,800	
GENL ENGINEERING	DEPUTY CITY ENG-C		5.00	\$1,186.25	5	\$5,931	
GENL ENGINEERING	TRAFFIC ENG-C		15.00	\$3,558.75	5	\$17,794	
<b>TYPE SUBTOTAL</b>			<b>159.25</b>	<b>\$21,430.53</b>		<b>\$107,153</b>	
<b>TOTALS</b>			<b>159.25</b>	<b>\$21,430.60</b>		<b>\$107,153</b>	

**CITY OF WEST COVINA  
REVENUE AND COST SUMMARY WORKSHEET  
FY 2022-23**

<b>SERVICE</b> <b>PLANNING DEPT.PLAN REVIEW SURCHGE</b>		<b>REFERENCE NO.</b> <b>S-028</b>	
<b>PRIMARY DEPARTMENT</b> CD-PLANNING	<b>UNIT OF SERVICE</b> BLDG.VALUATION	<b>SERVICE RECIPIENT</b>	
<b>DESCRIPTION OF SERVICE</b>  To review proposed building plans by the Planning staff to assure conformity with City Zoning Codes.			
<b>CURRENT FEE STRUCTURE</b>  0.238% of the building valuation \$45 minimum - posted to General Fund revenue account 4613.			
<b><u>REVENUE AND COST COMPARISON</u></b>			
<b>UNIT REVENUE:</b>	<b>\$45.00</b>	<b>TOTAL REVENUE:</b>	<b>\$233,810</b>
<b>UNIT COST:</b>	<b>\$40.62</b>	<b>TOTAL COST:</b>	<b>\$211,062</b>
<b>UNIT PROFIT (SUBSIDY):</b>	<b>\$4.38</b>	<b>TOTAL PROFIT (SUBSIDY):</b>	<b>\$22,748</b>
<b>TOTAL UNITS:</b>	<b>5,196</b>	<b>PCT. COST RECOVERY:</b>	<b>110.78%</b>
<b>SUGGESTED FEE FOR COST RECOVERY OF: 100%</b>  0.238% of the building valuation \$40 minimum			

**CITY OF WEST COVINA  
COST DETAIL WORKSHEET  
FY 2022-23**

<b>SERVICE</b> <b>PLANNING DEPT.PLAN REVIEW SURCHGE</b>					<b>REFERENCE NO.</b> <b>S-028</b>		
<b>NOTE</b> Unit Costs are an Average of Total Units					<b>TOTAL UNITS</b> <b>5,196</b>		
<u>DEPARTMENT</u>	<u>POSITION</u>	<u>TYPE</u>	<u>UNIT TIME</u>	<u>UNIT COST</u>	<u>ANN. UNITS</u>	<u>TOTAL COST</u>	
PLANNING	PLANNING AIDE-PT		0.18	\$5.91	5,196	\$30,708	
PLANNING	PLANNING MANAGER		0.08	\$11.49	5,196	\$59,702	
PLANNING	PROJECT PLANNER		0.11	\$9.36	5,196	\$48,635	
PLANNING	SR ADMIN ASST		0.16	\$13.86	5,196	\$72,017	
		<b>TYPE SUBTOTAL</b>	<b>0.52</b>	<b>\$40.62</b>		<b>\$211,062</b>	
<b>TOTALS</b>			<b>0.52</b>	<b>\$40.62</b>		<b>\$211,062</b>	

**CITY OF WEST COVINA  
REVENUE AND COST SUMMARY WORKSHEET  
FY 2022-23**

<b>SERVICE</b> <b>PLANNING DIR.MODIFICATION REVIEW</b>		<b>REFERENCE NO.</b> <b>S-029</b>
<b>PRIMARY DEPARTMENT</b> CD-PLANNING	<b>UNIT OF SERVICE</b> APPLICATION	<b>SERVICE RECIPIENT</b>
<b>DESCRIPTION OF SERVICE</b>  See comment below.		
<b>CURRENT FEE STRUCTURE</b>  FBHR of staff + actual cost of City Attorney against a \$1,000 deposit		
<b><u>REVENUE AND COST COMPARISON</u></b>		
<b>UNIT REVENUE:</b>	<b>\$0.00</b>	<b>TOTAL REVENUE:</b> <b>\$0</b>
<b>UNIT COST:</b>	<b>\$0.00</b>	<b>TOTAL COST:</b> <b>\$0</b>
<b>UNIT PROFIT (SUBSIDY):</b>	<b>\$0.00</b>	<b>TOTAL PROFIT (SUBSIDY):</b> <b>\$0</b>
<b>TOTAL UNITS:</b>	<b>0</b>	<b>PCT. COST RECOVERY:</b> <b>0.00%</b>
<b>SUGGESTED FEE FOR COST RECOVERY OF: 100%</b>  Staff recommends deleting this fee as it is not used.		



**CITY OF WEST COVINA  
COST DETAIL WORKSHEET  
FY 2022-23**

<b>SERVICE</b> <b>PLANNING DIR.MODIFICATION REVIEW</b>					<b>REFERENCE NO.</b> <b>S-029</b>		
<b>NOTE</b> Unit Costs are an Average of Total Units					<b>TOTAL UNITS</b> <b>0</b>		
<u>DEPARTMENT</u>	<u>POSITION</u>	<u>TYPE</u>	<u>UNIT TIME</u>	<u>UNIT COST</u>	<u>ANN. UNITS</u>	<u>TOTAL COST</u>	
			0.00	\$0.00	0	\$0	
		TYPE SUBTOTAL	0.00	\$0.00		\$0	
		TOTALS	0.00	\$0.00		\$0	

**CITY OF WEST COVINA  
REVENUE AND COST SUMMARY WORKSHEET  
FY 2022-23**

<b>SERVICE</b> <b>PRELIMINARY REVIEW MEETING</b>		<b>REFERENCE NO.</b> <b>S-030</b>
<b>PRIMARY DEPARTMENT</b> CD-PLANNING	<b>UNIT OF SERVICE</b> MEETING	<b>SERVICE RECIPIENT</b>
<b>DESCRIPTION OF SERVICE</b>  To meet with a developer to review a proposed development so that all departments can provide input to the developer on issues that would otherwise slow the application process.		
<b>CURRENT FEE STRUCTURE</b>  Regular - \$3,000 Downtown - FBHR of staff + actual cost of City Attorney against a \$3,000 deposit		
<b><u>REVENUE AND COST COMPARISON</u></b>		
<b>UNIT REVENUE:</b>	<b>\$3,000.00</b>	<b>TOTAL REVENUE:</b>
<b>UNIT COST:</b>	<b>\$3,303.00</b>	<b>TOTAL COST:</b>
<b>UNIT PROFIT (SUBSIDY):</b>	<b>\$(303.00)</b>	<b>TOTAL PROFIT (SUBSIDY):</b>
<b>TOTAL UNITS:</b>	<b>2</b>	<b>PCT. COST RECOVERY:</b>
		<b>90.83%</b>
<b>SUGGESTED FEE FOR COST RECOVERY OF: 100%</b>		
\$3,305		

**CITY OF WEST COVINA  
COST DETAIL WORKSHEET  
FY 2022-23**

<b>SERVICE</b> <b>PRELIMINARY REVIEW MEETING</b>					<b>REFERENCE NO.</b> <b>S-030</b>		
<b>NOTE</b> Unit Costs are an Average of Total Units					<b>TOTAL UNITS</b> <b>2</b>		
<u>DEPARTMENT</u>	<u>POSITION</u>	<u>TYPE</u>	<u>UNIT TIME</u>	<u>UNIT COST</u>	<u>ANN. UNITS</u>	<u>TOTAL COST</u>	
POLICE ADMIN	POLICE LIEUTENANT		1.00	\$209.98	2	\$420	
FIRE PREVENTION	FIRE PROTECT SPEC		2.00	\$306.30	2	\$613	
PLANNING	ASST CITY MGR		1.00	\$201.49	2	\$403	
PLANNING	ECON DEV HOUSING MGR		1.00	\$132.04	2	\$264	
PLANNING	PLANNING AIDE-PT		5.35	\$173.66	2	\$347	
PLANNING	PLANNING MANAGER		3.00	\$449.94	2	\$900	
PLANNING	PROJECT PLANNER		15.00	\$1,310.85	2	\$2,622	
PLANNING	SR ADMIN ASST		0.50	\$44.44	2	\$89	
GENL ENGINEERING	DEPUTY CITY ENG-C		2.00	\$474.50	2	\$949	
<b>TYPE SUBTOTAL</b>			<b>30.85</b>	<b>\$3,303.20</b>		<b>\$6,606</b>	
<b>TOTALS</b>			<b>30.85</b>	<b>\$3,303.00</b>		<b>\$6,606</b>	

**CITY OF WEST COVINA  
REVENUE AND COST SUMMARY WORKSHEET  
FY 2022-23**

<b>SERVICE</b> <b>PROSP.HOMEOWNER AWAR.PKG.REVIEW</b>		<b>REFERENCE NO.</b> <b>S-031</b>	
<b>PRIMARY DEPARTMENT</b> CD-PLANNING	<b>UNIT OF SERVICE</b> REVIEW	<b>SERVICE RECIPIENT</b>	
<b>DESCRIPTION OF SERVICE</b>  To review the package of information given to a prospective homeowner in which the developer discloses a variety of information that will or may impact the value or livability of the home.			
<b>CURRENT FEE STRUCTURE</b>  \$1,094 plus cost of City Attorney			
<b><u>REVENUE AND COST COMPARISON</u></b>			
<b>UNIT REVENUE:</b>	<b>\$1,094.00</b>	<b>TOTAL REVENUE:</b>	<b>\$3,282</b>
<b>UNIT COST:</b>	<b>\$788.33</b>	<b>TOTAL COST:</b>	<b>\$2,365</b>
<b>UNIT PROFIT (SUBSIDY):</b>	<b>\$305.67</b>	<b>TOTAL PROFIT (SUBSIDY):</b>	<b>\$917</b>
<b>TOTAL UNITS:</b>	<b>3</b>	<b>PCT. COST RECOVERY:</b>	<b>138.77%</b>
<b>SUGGESTED FEE FOR COST RECOVERY OF: 100%</b>  \$790			

**CITY OF WEST COVINA  
COST DETAIL WORKSHEET  
FY 2022-23**

<b>SERVICE</b> <b>PROSP.HOMEOWNER AWAR.PKG.REVIEW</b>					<b>REFERENCE NO.</b> <b>S-031</b>		
<b>NOTE</b> Unit Costs are an Average of Total Units					<b>TOTAL UNITS</b> <b>3</b>		
<u>DEPARTMENT</u>	<u>POSITION</u>	<u>TYPE</u>	<u>UNIT TIME</u>	<u>UNIT COST</u>	<u>ANN. UNITS</u>	<u>TOTAL COST</u>	
PLANNING	PLANNING AIDE-PT		7.00	\$227.22	3	\$682	
PLANNING	PLANNING MANAGER		3.00	\$449.94	3	\$1,350	
PLANNING	SR ADMIN ASST		1.25	\$111.10	3	\$333	
<b>TYPE SUBTOTAL</b>			<b>11.25</b>	<b>\$788.26</b>		<b>\$2,365</b>	
<b>TOTALS</b>			<b>11.25</b>	<b>\$788.33</b>		<b>\$2,365</b>	

**CITY OF WEST COVINA  
REVENUE AND COST SUMMARY WORKSHEET  
FY 2022-23**

<b>SERVICE</b> <b>PUBLIC RIGHT-OF-WAY BANNER</b>		<b>REFERENCE NO.</b> <b>S-032</b>
<b>PRIMARY DEPARTMENT</b> CD-PLANNING	<b>UNIT OF SERVICE</b> APPLICATION	<b>SERVICE RECIPIENT</b>
<b>DESCRIPTION OF SERVICE</b>  To review an application for a banner to be hung over a major street.		
<b>CURRENT FEE STRUCTURE</b>  \$693 per banner		
<b><u>REVENUE AND COST COMPARISON</u></b>		
<b>UNIT REVENUE:</b>	<b>\$693.00</b>	<b>TOTAL REVENUE:</b>
<b>UNIT COST:</b>	<b>\$278.70</b>	<b>TOTAL COST:</b>
<b>UNIT PROFIT (SUBSIDY):</b>	<b>\$414.30</b>	<b>TOTAL PROFIT (SUBSIDY):</b>
<b>TOTAL UNITS:</b>	<b>10</b>	<b>PCT. COST RECOVERY:</b>
		<b>248.65%</b>
<b>SUGGESTED FEE FOR COST RECOVERY OF: 100%</b>  \$280 for Planning Review of each banner. Installation and removal are charged for separately by Public Works.		

**CITY OF WEST COVINA  
COST DETAIL WORKSHEET  
FY 2022-23**

<b>SERVICE</b> <b>PUBLIC RIGHT-OF-WAY BANNER</b>					<b>REFERENCE NO.</b> <b>S-032</b>		
<b>NOTE</b> Unit Costs are an Average of Total Units					<b>TOTAL UNITS</b> <b>10</b>		
<u>DEPARTMENT</u>	<u>POSITION</u>	<u>TYPE</u>	<u>UNIT TIME</u>	<u>UNIT COST</u>	<u>ANN. UNITS</u>	<u>TOTAL COST</u>	
PLANNING	PLANNING AIDE-PT		4.50	\$146.07	10	\$1,461	
PLANNING	PROJECT PLANNER		0.50	\$43.70	10	\$437	
PLANNING	SR ADMIN ASST		1.00	\$88.88	10	\$889	
		<b>TYPE SUBTOTAL</b>	<b>6.00</b>	<b>\$278.65</b>		<b>\$2,787</b>	
<b>TOTALS</b>			<b>6.00</b>	<b>\$278.70</b>		<b>\$2,787</b>	

**CITY OF WEST COVINA  
REVENUE AND COST SUMMARY WORKSHEET  
FY 2022-23**

<b>SERVICE</b> <b>REASONABLE ACCOMMODATION PROC'G</b>		<b>REFERENCE NO.</b> <b>S-033</b>	
<b>PRIMARY DEPARTMENT</b> CD-PLANNING	<b>UNIT OF SERVICE</b> APPLICATION	<b>SERVICE RECIPIENT</b>	
<b>DESCRIPTION OF SERVICE</b>  To process an application for a modification to a City Ordinance, law, regulation or policy due to the applicant's disability.			
<b>CURRENT FEE STRUCTURE</b>  FBHR of staff + actual cost of City Attorney against a \$770 deposit  (For the FBHR of staff, City charges a flat rate of \$96.36 per hour against the deposit.)			
<b><u>REVENUE AND COST COMPARISON</u></b>			
<b>UNIT REVENUE:</b>	<b>\$795.00</b>	<b>TOTAL REVENUE:</b>	<b>\$795</b>
<b>UNIT COST:</b>	<b>\$962.00</b>	<b>TOTAL COST:</b>	<b>\$962</b>
<b>UNIT PROFIT (SUBSIDY):</b>	<b>\$(167.00)</b>	<b>TOTAL PROFIT (SUBSIDY):</b>	<b>\$(167)</b>
<b>TOTAL UNITS:</b>	<b>1</b>	<b>PCT. COST RECOVERY:</b>	<b>82.64%</b>
<b>SUGGESTED FEE FOR COST RECOVERY OF: 100%</b>  \$960			



**CITY OF WEST COVINA  
COST DETAIL WORKSHEET  
FY 2022-23**

<b>SERVICE</b> <b>REASONABLE ACCOMMODATION PROC'G</b>					<b>REFERENCE NO.</b> <b>S-033</b>		
<b>NOTE</b> Unit Costs are an Average of Total Units					<b>TOTAL UNITS</b> <b>1</b>		
<u>DEPARTMENT</u>	<u>POSITION</u>	<u>TYPE</u>	<u>UNIT TIME</u>	<u>UNIT COST</u>	<u>ANN. UNITS</u>	<u>TOTAL COST</u>	
FIRE	ADMIN AIDE		0.25	\$14.18	1	\$14	
FIRE PREVENTION	FIRE PROTECT SPEC		1.00	\$153.15	1	\$153	
PLANNING	PLANNING MANAGER		0.50	\$74.99	1	\$75	
PLANNING	PROJECT PLANNER		4.50	\$393.26	1	\$393	
PLANNING	SR ADMIN ASST		1.00	\$88.88	1	\$89	
GENL ENGINEERING	DEPUTY CITY ENG-C		1.00	\$237.25	1	\$237	
		<b>TYPE SUBTOTAL</b>	<b>8.25</b>	<b>\$961.71</b>		<b>\$962</b>	
<b>TOTALS</b>			<b>8.25</b>	<b>\$962.00</b>		<b>\$962</b>	

**CITY OF WEST COVINA  
REVENUE AND COST SUMMARY WORKSHEET  
FY 2022-23**

<b>SERVICE</b> <b>SECOND UNIT REVIEW</b>		<b>REFERENCE NO.</b> <b>S-034</b>	
<b>PRIMARY DEPARTMENT</b> CD-PLANNING	<b>UNIT OF SERVICE</b> APPLICATION	<b>SERVICE RECIPIENT</b>	
<b>DESCRIPTION OF SERVICE</b>  To process an application for a second unit also known as an Accessory Dwelling Unit, granny flat or casitas.			
<b>CURRENT FEE STRUCTURE</b>  FBHR of staff + actual cost of City Attorney against a \$1,000 deposit  (For the FBHR of staff, City charges a flat rate of \$96.36 per hour against the deposit.)			
<b>REVENUE AND COST COMPARISON</b>			
<b>UNIT REVENUE:</b>	<b>\$722.70</b>	<b>TOTAL REVENUE:</b>	<b>\$72,270</b>
<b>UNIT COST:</b>	<b>\$823.47</b>	<b>TOTAL COST:</b>	<b>\$82,347</b>
<b>UNIT PROFIT (SUBSIDY):</b>	<b>\$(100.77)</b>	<b>TOTAL PROFIT (SUBSIDY):</b>	<b>\$(10,077)</b>
<b>TOTAL UNITS:</b>	<b>100</b>	<b>PCT. COST RECOVERY:</b>	<b>87.76%</b>
<b>SUGGESTED FEE FOR COST RECOVERY OF: 100%</b>  \$960 - New construction and/or new floor area addition \$615 - Existing structure conversion			

**CITY OF WEST COVINA  
COST DETAIL WORKSHEET  
FY 2022-23**

<b>SERVICE</b> <b>SECOND UNIT REVIEW</b>					<b>REFERENCE NO.</b> <b>S-034</b>		
<b>NOTE</b> Unit Costs are an Average of Total Units					<b>TOTAL UNITS</b> <b>100</b>		
<u>DEPARTMENT</u>	<u>POSITION</u>	<u>TYPE</u>	<u>UNIT TIME</u>	<u>UNIT COST</u>	<u>ANN. UNITS</u>	<u>TOTAL COST</u>	
POLICE ADMIN	POLICE LIEUTENANT	New Construction	0.50	\$104.99	60	\$6,299	
FIRE	ADMIN AIDE		0.50	\$28.35	60	\$1,701	
FIRE PREVENTION	FIRE PROTECT SPEC		1.00	\$153.15	60	\$9,189	
PLANNING	PLANNING MANAGER	New Construction	1.00	\$149.98	60	\$8,999	
PLANNING	PROJECT PLANNER		6.00	\$524.34	60	\$31,460	
		<b>TYPE SUBTOTAL</b>	<b>9.00</b>	<b>\$960.81</b>		<b>\$57,649</b>	
POLICE ADMIN	POLICE LIEUTENANT	Existg Struct Conver	0.50	\$104.99	40	\$4,200	
FIRE	ADMIN AIDE		0.50	\$28.35	40	\$1,134	
FIRE PREVENTION	FIRE PROTECT SPEC		1.00	\$153.15	40	\$6,126	
PLANNING	PLANNING MANAGER	Existing Struct.Conv	0.75	\$112.49	40	\$4,500	
PLANNING	PROJECT PLANNER		2.50	\$218.48	40	\$8,739	
		<b>TYPE SUBTOTAL</b>	<b>5.25</b>	<b>\$617.46</b>		<b>\$24,698</b>	
<b>TOTALS</b>			<b>14.25</b>	<b>\$823.47</b>		<b>\$82,347</b>	

**CITY OF WEST COVINA  
REVENUE AND COST SUMMARY WORKSHEET  
FY 2022-23**

<b>SERVICE</b> <b>SITE PLAN REVIEW-MINOR</b>		<b>REFERENCE NO.</b> <b>S-035</b>	
<b>PRIMARY DEPARTMENT</b> CD-PLANNING	<b>UNIT OF SERVICE</b> APPLICATION	<b>SERVICE RECIPIENT</b>	
<b>DESCRIPTION OF SERVICE</b>  To perform for the applicant a minor site plan review.			
<b>CURRENT FEE STRUCTURE</b>  FBHR of staff against a \$1,000 deposit  (For the FBHR of staff, City charges a flat rate of \$96.36 per hour against the deposit.)			
<b><u>REVENUE AND COST COMPARISON</u></b>			
<b>UNIT REVENUE:</b>	<b>\$0.00</b>	<b>TOTAL REVENUE:</b>	<b>\$0</b>
<b>UNIT COST:</b>	<b>\$1,511.45</b>	<b>TOTAL COST:</b>	<b>\$46,855</b>
<b>UNIT PROFIT (SUBSIDY):</b>	<b>\$(1,511.45)</b>	<b>TOTAL PROFIT (SUBSIDY):</b>	<b>\$(46,855)</b>
<b>TOTAL UNITS:</b>	<b>31</b>	<b>PCT. COST RECOVERY:</b>	<b>0.00%</b>
<b>SUGGESTED FEE FOR COST RECOVERY OF: 100%</b>  \$1,545 - Minor other \$515 - Fence/Wall/Color			

**CITY OF WEST COVINA  
COST DETAIL WORKSHEET  
FY 2022-23**

<b>SERVICE</b> <b>SITE PLAN REVIEW-MINOR</b>					<b>REFERENCE NO.</b> <b>S-035</b>		
<b>NOTE</b> Unit Costs are an Average of Total Units					<b>TOTAL UNITS</b> <b>31</b>		
<u>DEPARTMENT</u>	<u>POSITION</u>	<u>TYPE</u>	<u>UNIT TIME</u>	<u>UNIT COST</u>	<u>ANN. UNITS</u>	<u>TOTAL COST</u>	
POLICE ADMIN	POLICE LIEUTENANT		0.50	\$104.99	30	\$3,150	
FIRE	ADMIN AIDE		0.25	\$14.18	30	\$425	
FIRE PREVENTION	FIRE PROTECT SPEC		0.50	\$76.58	30	\$2,297	
PLANNING	ASST CITY MGR		0.50	\$100.75	30	\$3,023	
PLANNING	PLANNING AIDE-PT		0.75	\$24.35	30	\$731	
PLANNING	PLANNING MANAGER		1.50	\$224.97	30	\$6,749	
PLANNING	PROJECT PLANNER		6.00	\$524.34	30	\$15,730	
GENL ENGINEERING	DEPUTY CITY ENG-C		2.00	\$474.50	30	\$14,235	
<b>TYPE SUBTOTAL</b>			<b>12.00</b>	<b>\$1,544.66</b>		<b>\$46,340</b>	
PLANNING	PLANNING MANAGER		0.50	\$74.99	1	\$75	
PLANNING	PROJECT PLANNER	Fences/Walls/Color	3.00	\$262.17	1	\$262	
GENL ENGINEERING	DEPUTY CITY ENG-C		0.75	\$177.94	1	\$178	
<b>TYPE SUBTOTAL</b>			<b>4.25</b>	<b>\$515.10</b>		<b>\$515</b>	
<b>TOTALS</b>			<b>16.25</b>	<b>\$1,511.45</b>		<b>\$46,855</b>	

**CITY OF WEST COVINA  
REVENUE AND COST SUMMARY WORKSHEET  
FY 2022-23**

<b>SERVICE</b> <b>SIGN REVIEW</b>		<b>REFERENCE NO.</b> <b>S-036</b>	
<b>PRIMARY DEPARTMENT</b> CD-PLANNING	<b>UNIT OF SERVICE</b> APPLICATION	<b>SERVICE RECIPIENT</b>	
<b>DESCRIPTION OF SERVICE</b>  To process various size and types of signs.			
<b>CURRENT FEE STRUCTURE</b>  Sign Criteria Review - FBHR of staff against a \$1,350 deposit Sign Permit Clearance - \$189 per sign (#30; \$5,670) Sign Administrative Review - \$550 per sign (#8; \$4,400)  (For the FBHR of staff, City charges a flat rate of \$96.36 per hour against the deposit.)			
<b>REVENUE AND COST COMPARISON</b>			
<b>UNIT REVENUE:</b>	<b>\$290.33</b>	<b>TOTAL REVENUE:</b>	<b>\$11,323</b>
<b>UNIT COST:</b>	<b>\$199.85</b>	<b>TOTAL COST:</b>	<b>\$7,794</b>
<b>UNIT PROFIT (SUBSIDY):</b>	<b>\$90.48</b>	<b>TOTAL PROFIT (SUBSIDY):</b>	<b>\$3,529</b>
<b>TOTAL UNITS:</b>	<b>39</b>	<b>PCT. COST RECOVERY:</b>	<b>145.28%</b>
<b>SUGGESTED FEE FOR COST RECOVERY OF: 100%</b>  Sign Administrative Review - \$555 per sign Sign Permit Clearance - \$65 per sign Sign Criteria Review - \$1,375			

**CITY OF WEST COVINA  
COST DETAIL WORKSHEET  
FY 2022-23**

<b>SERVICE</b> <b>SIGN REVIEW</b>					<b>REFERENCE NO.</b> <b>S-036</b>	
<b>NOTE</b> Unit Costs are an Average of Total Units					<b>TOTAL UNITS</b> <b>39</b>	
<u>DEPARTMENT</u>	<u>POSITION</u>	<u>TYPE</u>	<u>UNIT TIME</u>	<u>UNIT COST</u>	<u>ANN. UNITS</u>	<u>TOTAL COST</u>
PLANNING	ASST CITY MGR		0.50	\$100.75	8	\$806
PLANNING	PLANNING MANAGER	Admin.Review	1.00	\$149.98	8	\$1,200
PLANNING	PROJECT PLANNER		3.50	\$305.87	8	\$2,447
		<b>TYPE SUBTOTAL</b>	<b>5.00</b>	<b>\$556.60</b>		<b>\$4,453</b>
PLANNING	ASST CITY MGR	Criteria/Program	1.00	\$201.49	1	\$201
PLANNING	PLANNING MANAGER		2.00	\$299.96	1	\$300
PLANNING	PROJECT PLANNER		10.00	\$873.90	1	\$874
		<b>TYPE SUBTOTAL</b>	<b>13.00</b>	<b>\$1,375.35</b>		<b>\$1,375</b>
PLANNING	PROJECT PLANNER	Clearance	0.75	\$65.54	30	\$1,966
		<b>TYPE SUBTOTAL</b>	<b>0.75</b>	<b>\$65.54</b>		<b>\$1,966</b>
<b>TOTALS</b>			<b>18.75</b>	<b>\$199.85</b>		<b>\$7,794</b>

**CITY OF WEST COVINA  
REVENUE AND COST SUMMARY WORKSHEET  
FY 2022-23**

<b>SERVICE</b> <b>SLIGHT MODIFICATION</b>		<b>REFERENCE NO.</b> <b>S-037</b>	
<b>PRIMARY DEPARTMENT</b> CD-PLANNING	<b>UNIT OF SERVICE</b> APPLICATION	<b>SERVICE RECIPIENT</b>	
<b>DESCRIPTION OF SERVICE</b>  To process an application for a minor setback encroachment and/or a minor height increase subject to findings. This service is similar to a minor variance.			
<b>CURRENT FEE STRUCTURE</b>  SFD - FBHR of Staff plus actual cost of City Attorney against a deposit of \$770 All Others - FBHR of Staff plus actual cost of City Attorney against a deposit of \$1,300  (For the FBHR of staff, City charges a flat rate of \$96.36 per hour against the deposit.)			
<b>REVENUE AND COST COMPARISON</b>			
<b>UNIT REVENUE:</b>	<b>\$1,301.00</b>	<b>TOTAL REVENUE:</b>	<b>\$1,301</b>
<b>UNIT COST:</b>	<b>\$1,658.00</b>	<b>TOTAL COST:</b>	<b>\$1,658</b>
<b>UNIT PROFIT (SUBSIDY):</b>	<b>\$(357.00)</b>	<b>TOTAL PROFIT (SUBSIDY):</b>	<b>\$(357)</b>
<b>TOTAL UNITS:</b>	<b>1</b>	<b>PCT. COST RECOVERY:</b>	<b>78.47%</b>
<b>SUGGESTED FEE FOR COST RECOVERY OF: 100%</b>  \$1,660 plus actual cost of the City Attorney charged against an initial deposit determined by the C.D. Director			



**CITY OF WEST COVINA  
COST DETAIL WORKSHEET  
FY 2022-23**

<b>SERVICE</b> <b>SLIGHT MODIFICATION</b>					<b>REFERENCE NO.</b> <b>S-037</b>		
<b>NOTE</b> Unit Costs are an Average of Total Units					<b>TOTAL UNITS</b> <b>1</b>		
<u>DEPARTMENT</u>	<u>POSITION</u>	<u>TYPE</u>	<u>UNIT TIME</u>	<u>UNIT COST</u>	<u>ANN. UNITS</u>	<u>TOTAL COST</u>	
POLICE ADMIN	POLICE LIEUTENANT		0.25	\$52.50	1	\$53	
FIRE	ADMIN AIDE		0.25	\$14.18	1	\$14	
FIRE PREVENTION	FIRE PROTECT SPEC		1.00	\$153.15	1	\$153	
PLANNING	ASST CITY MGR		1.00	\$201.49	1	\$201	
PLANNING	PLANNING MANAGER		2.00	\$299.96	1	\$300	
PLANNING	PROJECT PLANNER		8.00	\$699.12	1	\$699	
GENL ENGINEERING	DEPUTY CITY ENG-C		1.00	\$237.25	1	\$237	
<b>TYPE SUBTOTAL</b>			<b>13.50</b>	<b>\$1,657.65</b>		<b>\$1,658</b>	
<b>TOTALS</b>			<b>13.50</b>	<b>\$1,658.00</b>		<b>\$1,658</b>	

**CITY OF WEST COVINA  
REVENUE AND COST SUMMARY WORKSHEET  
FY 2022-23**

<b>SERVICE</b> <b>MINOR MODIFICATION</b>		<b>REFERENCE NO.</b> <b>S-038</b>	
<b>PRIMARY DEPARTMENT</b> CD-PLANNING	<b>UNIT OF SERVICE</b> APPLICATION	<b>SERVICE RECIPIENT</b>	
<b>DESCRIPTION OF SERVICE</b>  To process an application for a minor change to an approved project.			
<b>CURRENT FEE STRUCTURE</b>  FBHR of staff against a deposit of \$1,000  (For the FBHR of staff, City charges a flat rate of \$96.36 per hour against the deposit.)			
<b>REVENUE AND COST COMPARISON</b>			
<b>UNIT REVENUE:</b>	<b>\$457.75</b>	<b>TOTAL REVENUE:</b>	<b>\$1,831</b>
<b>UNIT COST:</b>	<b>\$462.00</b>	<b>TOTAL COST:</b>	<b>\$1,848</b>
<b>UNIT PROFIT (SUBSIDY):</b>	<u><b>\$(4.25)</b></u>	<b>TOTAL PROFIT (SUBSIDY):</b>	<u><b>\$(17)</b></u>
<b>TOTAL UNITS:</b>	<b>4</b>	<b>PCT. COST RECOVERY:</b>	<b>99.08%</b>
<b>SUGGESTED FEE FOR COST RECOVERY OF: 100%</b>  \$460			

**CITY OF WEST COVINA  
COST DETAIL WORKSHEET  
FY 2022-23**

<b>SERVICE</b> <b>MINOR MODIFICATION</b>					<b>REFERENCE NO.</b> <b>S-038</b>		
<b>NOTE</b> Unit Costs are an Average of Total Units					<b>TOTAL UNITS</b> <b>4</b>		
<u>DEPARTMENT</u>	<u>POSITION</u>	<u>TYPE</u>	<u>UNIT TIME</u>	<u>UNIT COST</u>	<u>ANN. UNITS</u>	<u>TOTAL COST</u>	
PLANNING	PLANNING MANAGER		0.75	\$112.49	4	\$450	
PLANNING	PROJECT PLANNER		4.00	\$349.56	4	\$1,398	
		<b>TYPE SUBTOTAL</b>	<b>4.75</b>	<b>\$462.05</b>		<b>\$1,848</b>	
<b>TOTALS</b>			<b>4.75</b>	<b>\$462.00</b>		<b>\$1,848</b>	

**CITY OF WEST COVINA  
REVENUE AND COST SUMMARY WORKSHEET  
FY 2022-23**

<b>SERVICE</b> <b>SPECIAL EVENT REVIEW</b>		<b>REFERENCE NO.</b> <b>S-039</b>	
<b>PRIMARY DEPARTMENT</b> CD-PLANNING	<b>UNIT OF SERVICE</b> APPLICATION	<b>SERVICE RECIPIENT</b>	
<b>DESCRIPTION OF SERVICE</b>  To process an application for a special event to give affected departments an opportunity to establish conditions of approval.			
<b>CURRENT FEE STRUCTURE</b>  Permit - \$347 each Banner - \$50 each			
<b>REVENUE AND COST COMPARISON</b>			
<b>UNIT REVENUE:</b>	<b>\$359.50</b>	<b>TOTAL REVENUE:</b>	<b>\$1,438</b>
<b>UNIT COST:</b>	<b>\$530.50</b>	<b>TOTAL COST:</b>	<b>\$2,122</b>
<b>UNIT PROFIT (SUBSIDY):</b>	<b>\$(171.00)</b>	<b>TOTAL PROFIT (SUBSIDY):</b>	<b>\$(684)</b>
<b>TOTAL UNITS:</b>	<b>4</b>	<b>PCT. COST RECOVERY:</b>	<b>67.77%</b>
<b>SUGGESTED FEE FOR COST RECOVERY OF: 100%</b>  \$495 - Permit \$135 - Special Event Banner, for all banners submitted at the same time			

**CITY OF WEST COVINA  
COST DETAIL WORKSHEET  
FY 2022-23**

<b>SERVICE</b> <b>SPECIAL EVENT REVIEW</b>					<b>REFERENCE NO.</b> <b>S-039</b>		
<b>NOTE</b> Unit Costs are an Average of Total Units					<b>TOTAL UNITS</b> <b>4</b>		
<u>DEPARTMENT</u>	<u>POSITION</u>	<u>TYPE</u>	<u>UNIT TIME</u>	<u>UNIT COST</u>	<u>ANN. UNITS</u>	<u>TOTAL COST</u>	
POLICE ADMIN	POLICE LIEUTENANT	Permit	0.33	\$69.29	4	\$277	
FIRE	ADMIN AIDE		0.25	\$14.18	4	\$57	
FIRE PREVENTION	FIRE PROTECT SPEC		0.50	\$76.58	4	\$306	
PLANNING	PLANNING MANAGER		0.50	\$74.99	4	\$300	
PLANNING	PROJECT PLANNER		3.00	\$262.17	4	\$1,049	
		<b>TYPE SUBTOTAL</b>	<b>4.58</b>	<b>\$497.21</b>		<b>\$1,989</b>	
PLANNING	PROJECT PLANNER	Banner	0.50	\$43.70	1	\$44	
CODE ENFORCEMENT	CODE ENF SUPV		1.00	\$89.83	1	\$90	
		<b>TYPE SUBTOTAL</b>	<b>1.50</b>	<b>\$133.53</b>		<b>\$134</b>	
<b>TOTALS</b>			<b>6.08</b>	<b>\$530.50</b>		<b>\$2,122</b>	

**CITY OF WEST COVINA  
REVENUE AND COST SUMMARY WORKSHEET  
FY 2022-23**

<b>SERVICE</b> <b>SPECIAL EXCEPTION REVIEW (DTN.PLN)</b>		<b>REFERENCE NO.</b> <b>S-040</b>	
<b>PRIMARY DEPARTMENT</b> CD-PLANNING	<b>UNIT OF SERVICE</b> APPLICATION	<b>SERVICE RECIPIENT</b>	
<b>DESCRIPTION OF SERVICE</b>  To perform a review of a proposed development in the downtown area that requires a special exemption as it deviates from the downtown plan.			
<b>CURRENT FEE STRUCTURE</b>  FBHR of staff + actual cost of City Attorney against a \$2,500 deposit  (For the FBHR of staff, City charges a flat rate of \$96.36 per hour against the deposit.)			
<b>REVENUE AND COST COMPARISON</b>			
<b>UNIT REVENUE:</b>	<b>\$940.00</b>	<b>TOTAL REVENUE:</b>	<b>\$940</b>
<b>UNIT COST:</b>	<b>\$611.00</b>	<b>TOTAL COST:</b>	<b>\$611</b>
<b>UNIT PROFIT (SUBSIDY):</b>	<b>\$329.00</b>	<b>TOTAL PROFIT (SUBSIDY):</b>	<b>\$329</b>
<b>TOTAL UNITS:</b>	<b>1</b>	<b>PCT. COST RECOVERY:</b>	<b>153.85%</b>
<b>SUGGESTED FEE FOR COST RECOVERY OF: 100%</b>  \$610			

**CITY OF WEST COVINA  
COST DETAIL WORKSHEET  
FY 2022-23**

<b>SERVICE</b> <b>SPECIAL EXCEPTION REVIEW (DTN.PLN)</b>					<b>REFERENCE NO.</b> <b>S-040</b>		
<b>NOTE</b> Unit Costs are an Average of Total Units					<b>TOTAL UNITS</b> <b>1</b>		
<u>DEPARTMENT</u>	<u>POSITION</u>	<u>TYPE</u>	<u>UNIT TIME</u>	<u>UNIT COST</u>	<u>ANN. UNITS</u>	<u>TOTAL COST</u>	
PLANNING	PLANNING AIDE-PT		5.00	\$162.30	1	\$162	
PLANNING	PLANNING MANAGER		0.50	\$74.99	1	\$75	
PLANNING	PROJECT PLANNER		3.00	\$262.17	1	\$262	
PLANNING	SR ADMIN ASST		1.25	\$111.10	1	\$111	
		<b>TYPE SUBTOTAL</b>	<b>9.75</b>	<b>\$610.56</b>		<b>\$611</b>	
<b>TOTALS</b>			<b>9.75</b>	<b>\$611.00</b>		<b>\$611</b>	

**CITY OF WEST COVINA  
REVENUE AND COST SUMMARY WORKSHEET  
FY 2022-23**

<b>SERVICE</b> <b>TEMPORARY USE PERMIT REVIEW</b>		<b>REFERENCE NO.</b> <b>S-041</b>	
<b>PRIMARY DEPARTMENT</b> CD-PLANNING	<b>UNIT OF SERVICE</b> APPLICATION	<b>SERVICE RECIPIENT</b>	
<b>DESCRIPTION OF SERVICE</b>  To review an application for a temporary use permit such as a pumpkin lot, parking lot sale, etc.			
<b>CURRENT FEE STRUCTURE</b>  FBHR of staff with a 3 hour minimum against a \$800 deposit  (For the FBHR of staff, City charges a flat rate of \$96.36 per hour against the deposit.)			
<b>REVENUE AND COST COMPARISON</b>			
<b>UNIT REVENUE:</b>	<b>\$457.70</b>	<b>TOTAL REVENUE:</b>	<b>\$9,154</b>
<b>UNIT COST:</b>	<b>\$532.90</b>	<b>TOTAL COST:</b>	<b>\$10,658</b>
<b>UNIT PROFIT (SUBSIDY):</b>	<b>\$(75.20)</b>	<b>TOTAL PROFIT (SUBSIDY):</b>	<b>\$(1,504)</b>
<b>TOTAL UNITS:</b>	<b>20</b>	<b>PCT. COST RECOVERY:</b>	<b>85.89%</b>
<b>SUGGESTED FEE FOR COST RECOVERY OF: 100%</b>  \$535			



**CITY OF WEST COVINA  
COST DETAIL WORKSHEET  
FY 2022-23**

<b>SERVICE</b> <b>TEMPORARY USE PERMIT REVIEW</b>					<b>REFERENCE NO.</b> <b>S-041</b>		
<b>NOTE</b> Unit Costs are an Average of Total Units					<b>TOTAL UNITS</b> <b>20</b>		
<u>DEPARTMENT</u>	<u>POSITION</u>	<u>TYPE</u>	<u>UNIT TIME</u>	<u>UNIT COST</u>	<u>ANN. UNITS</u>	<u>TOTAL COST</u>	
POLICE ADMIN	POLICE LIEUTENANT		0.50	\$104.99	20	\$2,100	
FIRE	ADMIN AIDE		0.25	\$14.18	20	\$284	
FIRE PREVENTION	FIRE PROTECT SPEC		0.50	\$76.58	20	\$1,532	
PLANNING	PLANNING MANAGER		0.50	\$74.99	20	\$1,500	
PLANNING	PROJECT PLANNER		3.00	\$262.17	20	\$5,243	
		<b>TYPE SUBTOTAL</b>	<b>4.75</b>	<b>\$532.91</b>		<b>\$10,658</b>	
<b>TOTALS</b>			<b>4.75</b>	<b>\$532.90</b>		<b>\$10,658</b>	

**CITY OF WEST COVINA  
REVENUE AND COST SUMMARY WORKSHEET  
FY 2022-23**

<b>SERVICE</b> <b>TENTATIVE PARCEL MAP PROCESSING</b>		<b>REFERENCE NO.</b> <b>S-042</b>	
<b>PRIMARY DEPARTMENT</b> CD-PLANNING	<b>UNIT OF SERVICE</b> APPLICATION	<b>SERVICE RECIPIENT</b>	
<b>DESCRIPTION OF SERVICE</b>  To process an application for the subdivision of land into four or fewer lots for residential, commercial or industrial development.			
<b>CURRENT FEE STRUCTURE</b>  FBHR of staff + actual cost of City Attorney against a \$4,000 deposit  (For the FBHR of staff, City charges a flat rate of \$96.36 per hour against the deposit.)			
<b>REVENUE AND COST COMPARISON</b>			
<b>UNIT REVENUE:</b>	<b>\$5,153.00</b>	<b>TOTAL REVENUE:</b>	<b>\$10,306</b>
<b>UNIT COST:</b>	<b>\$6,317.50</b>	<b>TOTAL COST:</b>	<b>\$12,635</b>
<b>UNIT PROFIT (SUBSIDY):</b>	<b>\$(1,164.50)</b>	<b>TOTAL PROFIT (SUBSIDY):</b>	<b>\$(2,329)</b>
<b>TOTAL UNITS:</b>	<b>2</b>	<b>PCT. COST RECOVERY:</b>	<b>81.57%</b>
<b>SUGGESTED FEE FOR COST RECOVERY OF: 100%</b>  \$6,315 plus actual cost of the City Attorney charged against an initial deposit determined by the C.D. Director. Fee includes one (1) public hearing. Additional public hearings will be charged the Fully-Burdened Hourly Rate of Staff against an initial deposit determined by the C.D. Director			

**CITY OF WEST COVINA  
COST DETAIL WORKSHEET  
FY 2022-23**

<b>SERVICE</b> <b>TENTATIVE PARCEL MAP PROCESSING</b>					<b>REFERENCE NO.</b> <b>S-042</b>		
<b>NOTE</b> Unit Costs are an Average of Total Units					<b>TOTAL UNITS</b> <b>2</b>		
<u>DEPARTMENT</u>	<u>POSITION</u>	<u>TYPE</u>	<u>UNIT TIME</u>	<u>UNIT COST</u>	<u>ANN. UNITS</u>	<u>TOTAL COST</u>	
POLICE ADMIN	POLICE LIEUTENANT		1.00	\$209.98	2	\$420	
FIRE	ADMIN AIDE		0.25	\$14.18	2	\$28	
FIRE PREVENTION	FIRE PROTECT SPEC		1.00	\$153.15	2	\$306	
PLANNING	ASST CITY MGR		3.00	\$604.47	2	\$1,209	
PLANNING	PLANNING MANAGER		5.00	\$749.90	2	\$1,500	
PLANNING	PROJECT PLANNER		30.00	\$2,621.70	2	\$5,243	
PLANNING	SR ADMIN ASST		2.00	\$177.76	2	\$356	
PLANNING		Public Hrg Notice	0.00	\$600.00	2	\$1,200	
GENL ENGINEERING	DEPUTY CITY ENG-C		5.00	\$1,186.25	2	\$2,373	
		<b>TYPE SUBTOTAL</b>	<b>47.25</b>	<b>\$6,317.39</b>		<b>\$12,635</b>	
<b>TOTALS</b>			<b>47.25</b>	<b>\$6,317.50</b>		<b>\$12,635</b>	

**CITY OF WEST COVINA  
REVENUE AND COST SUMMARY WORKSHEET  
FY 2022-23**

<b>SERVICE</b> <b>TENTATIVE TRACT MAP PROCESSING</b>		<b>REFERENCE NO.</b> <b>S-043</b>
<b>PRIMARY DEPARTMENT</b> CD-PLANNING	<b>UNIT OF SERVICE</b> APPLICATION	<b>SERVICE RECIPIENT</b>
<b>DESCRIPTION OF SERVICE</b>  To process a proposed tract map (5 or more lots) to assure that it complies with City requirements and standards.		
<b>CURRENT FEE STRUCTURE</b>  FBHR of staff + actual cost of City Attorney against a \$8,000 deposit  (For the FBHR of staff, City charges a flat rate of \$96.36 per hour against the deposit.)		
<b><u>REVENUE AND COST COMPARISON</u></b>		
<b>UNIT REVENUE:</b>	<b>\$8,000.00</b>	<b>TOTAL REVENUE:</b>
<b>UNIT COST:</b>	<b>\$12,152.25</b>	<b>TOTAL COST:</b>
<b>UNIT PROFIT (SUBSIDY):</b>	<b>\$(4,152.25)</b>	<b>TOTAL PROFIT (SUBSIDY):</b>
<b>TOTAL UNITS:</b>	<b>4</b>	<b>PCT. COST RECOVERY:</b>
		<b>65.83%</b>
<b>SUGGESTED FEE FOR COST RECOVERY OF: 100%</b>  \$12,150 plus actual cost of the City Attorney charged against an initial deposit determined by the C.D. Director. Fee includes one (1) public hearing. Additional public hearings will be charged the Fully-Burdened Hourly Rate of Staff against an initial deposit determined by the C.D. Director.		

**CITY OF WEST COVINA  
COST DETAIL WORKSHEET  
FY 2022-23**

<b>SERVICE</b> <b>TENTATIVE TRACT MAP PROCESSING</b>					<b>REFERENCE NO.</b> <b>S-043</b>		
<b>NOTE</b> Unit Costs are an Average of Total Units					<b>TOTAL UNITS</b> <b>4</b>		
<u>DEPARTMENT</u>	<u>POSITION</u>	<u>TYPE</u>	<u>UNIT TIME</u>	<u>UNIT COST</u>	<u>ANN. UNITS</u>	<u>TOTAL COST</u>	
POLICE ADMIN	POLICE LIEUTENANT		1.00	\$209.98	4	\$840	
FIRE	ADMIN AIDE		0.25	\$14.18	4	\$57	
FIRE PREVENTION	FIRE PROTECT SPEC		2.00	\$306.30	4	\$1,225	
PLANNING	ASST CITY MGR		5.00	\$1,007.45	4	\$4,030	
PLANNING	PLANNING MANAGER		10.00	\$1,499.80	4	\$5,999	
PLANNING	PROJECT PLANNER		50.00	\$4,369.50	4	\$17,478	
GENL ENGINEERING	DEPUTY CITY ENG-C		5.00	\$1,186.25	4	\$4,745	
GENL ENGINEERING	TRAFFIC ENG-C		15.00	\$3,558.75	4	\$14,235	
<b>TYPE SUBTOTAL</b>			<b>88.25</b>	<b>\$12,152.21</b>		<b>\$48,609</b>	
<b>TOTALS</b>			<b>88.25</b>	<b>\$12,152.25</b>		<b>\$48,609</b>	

**CITY OF WEST COVINA  
REVENUE AND COST SUMMARY WORKSHEET  
FY 2022-23**

<b>SERVICE TIME EXTENSION</b>		<b>REFERENCE NO. S-044</b>	
<b>PRIMARY DEPARTMENT CD-PLANNING</b>	<b>UNIT OF SERVICE REQUEST</b>	<b>SERVICE RECIPIENT</b>	
<b>DESCRIPTION OF SERVICE</b>  To process a request to extend the time when there is a deadline on the developer or builder.			
<b>CURRENT FEE STRUCTURE</b>  \$948 - Planning Commission Public Hearing Item \$175 - Miscellaneous Permits / Requests			
<b>REVENUE AND COST COMPARISON</b>			
<b>UNIT REVENUE:</b>	<b>\$561.50</b>	<b>TOTAL REVENUE:</b>	<b>\$1,123</b>
<b>UNIT COST:</b>	<b>\$901.50</b>	<b>TOTAL COST:</b>	<b>\$1,803</b>
<b>UNIT PROFIT (SUBSIDY):</b>	<b>\$(340.00)</b>	<b>TOTAL PROFIT (SUBSIDY):</b>	<b>\$(680)</b>
<b>TOTAL UNITS:</b>	<b>2</b>	<b>PCT. COST RECOVERY:</b>	<b>62.29%</b>
<b>SUGGESTED FEE FOR COST RECOVERY OF: 100%</b>  \$1,050 - Planning Commission Public Hearing Item \$780 - Miscellaneous Permits / Requests			

**CITY OF WEST COVINA  
COST DETAIL WORKSHEET  
FY 2022-23**

<b>SERVICE TIME EXTENSION</b>					<b>REFERENCE NO. S-044</b>		
<b>NOTE</b> Unit Costs are an Average of Total Units					<b>TOTAL UNITS 2</b>		
<u>DEPARTMENT</u>	<u>POSITION</u>	<u>TYPE</u>	<u>UNIT TIME</u>	<u>UNIT COST</u>	<u>ANN. UNITS</u>	<u>TOTAL COST</u>	
PLANNING	ECON DEV HOUSING MGR	PC/CC	0.50	\$66.02	1	\$66	
PLANNING	PLANNING AIDE-PT		4.00	\$129.84	1	\$130	
PLANNING	PLANNING MANAGER	PC/CC	0.50	\$74.99	1	\$75	
PLANNING	PROJECT PLANNER	PC/CC	3.00	\$262.17	1	\$262	
PLANNING	SR ADMIN ASST		5.50	\$488.84	1	\$489	
		<b>TYPE SUBTOTAL</b>	<b>13.50</b>	<b>\$1,021.86</b>		<b>\$1,022</b>	
PLANNING	PLANNING AIDE-PT		4.00	\$129.84	1	\$130	
PLANNING	PLANNING MANAGER	Other	0.50	\$74.99	1	\$75	
PLANNING	PROJECT PLANNER		1.00	\$87.39	1	\$87	
PLANNING	SR ADMIN ASST		5.50	\$488.84	1	\$489	
		<b>TYPE SUBTOTAL</b>	<b>11.00</b>	<b>\$781.06</b>		<b>\$781</b>	
<b>TOTALS</b>			<b>24.50</b>	<b>\$901.50</b>		<b>\$1,803</b>	

**CITY OF WEST COVINA  
REVENUE AND COST SUMMARY WORKSHEET  
FY 2022-23**

<b>SERVICE</b> <b>TREE REMOVAL - PRIVATE PROPERTY</b>		<b>REFERENCE NO.</b> <b>S-045</b>	
<b>PRIMARY DEPARTMENT</b> CD-PLANNING	<b>UNIT OF SERVICE</b> APPLICATION	<b>SERVICE RECIPIENT</b>	
<b>DESCRIPTION OF SERVICE</b>  To process an application that requests the removal of a tree that is neither dead, dying or causing a danger to the general public.			
<b>CURRENT FEE STRUCTURE</b>  Permit - \$90 for the 1st tree and \$50 for each additional tree			
<b><u>REVENUE AND COST COMPARISON</u></b>			
<b>UNIT REVENUE:</b>	<b>\$66.47</b>	<b>TOTAL REVENUE:</b>	<b>\$2,260</b>
<b>UNIT COST:</b>	<b>\$118.26</b>	<b>TOTAL COST:</b>	<b>\$4,021</b>
<b>UNIT PROFIT (SUBSIDY):</b>	<b>\$(51.79)</b>	<b>TOTAL PROFIT (SUBSIDY):</b>	<b>\$(1,761)</b>
<b>TOTAL UNITS:</b>	<b>34</b>	<b>PCT. COST RECOVERY:</b>	<b>56.20%</b>
<b>SUGGESTED FEE FOR COST RECOVERY OF: 100%</b>  Permit - \$255 for the 1st tree and \$20 for each additional tree			



**CITY OF WEST COVINA  
COST DETAIL WORKSHEET  
FY 2022-23**

<b>SERVICE</b> <b>TREE REMOVAL - PRIVATE PROPERTY</b>					<b>REFERENCE NO.</b> <b>S-045</b>		
<b>NOTE</b> Unit Costs are an Average of Total Units					<b>TOTAL UNITS</b> <b>34</b>		
<u>DEPARTMENT</u>	<u>POSITION</u>	<u>TYPE</u>	<u>UNIT TIME</u>	<u>UNIT COST</u>	<u>ANN. UNITS</u>	<u>TOTAL COST</u>	
PLANNING	PLANNING MANAGER	Initial Tree	0.25	\$37.50	14	\$525	
PLANNING	PROJECT PLANNER		2.50	\$218.48	14	\$3,059	
<b>TYPE SUBTOTAL</b>			<b>2.75</b>	<b>\$255.98</b>		<b>\$3,584</b>	
PLANNING	PROJECT PLANNER	Additional Tree	0.25	\$21.85	20	\$437	
<b>TYPE SUBTOTAL</b>			<b>0.25</b>	<b>\$21.85</b>		<b>\$437</b>	
<b>TOTALS</b>			<b>3.00</b>	<b>\$118.26</b>		<b>\$4,021</b>	

**CITY OF WEST COVINA  
REVENUE AND COST SUMMARY WORKSHEET  
FY 2022-23**

<b>SERVICE</b> <b>VARIANCE REVIEW</b>		<b>REFERENCE NO.</b> <b>S-046</b>	
<b>PRIMARY DEPARTMENT</b> CD-PLANNING	<b>UNIT OF SERVICE</b> APPLICATION	<b>SERVICE RECIPIENT</b>	
<b>DESCRIPTION OF SERVICE</b>  To process an application to allow a variance from the Zoning Code for a particular piece of property.			
<b>CURRENT FEE STRUCTURE</b>  FBHR of staff + actual cost of City Attorney against a \$3,000 deposit  (For the FBHR of staff, City charges a flat rate of \$96.36 per hour against the deposit.)			
<b>REVENUE AND COST COMPARISON</b>			
<b>UNIT REVENUE:</b>	<b>\$10,067.00</b>	<b>TOTAL REVENUE:</b>	<b>\$10,067</b>
<b>UNIT COST:</b>	<b>\$12,317.00</b>	<b>TOTAL COST:</b>	<b>\$12,317</b>
<b>UNIT PROFIT (SUBSIDY):</b>	<b>\$(2,250.00)</b>	<b>TOTAL PROFIT (SUBSIDY):</b>	<b>\$(2,250)</b>
<b>TOTAL UNITS:</b>	<b>1</b>	<b>PCT. COST RECOVERY:</b>	<b>81.73%</b>
<b>SUGGESTED FEE FOR COST RECOVERY OF: 100%</b>  \$12,315 plus actual cost of the City Attorney charged against an initial deposit as determined by the C.D. Director. Fee includes one (1) public hearing and the first 60 hours of the Project Planner & 25 hours of the Planning Manager. Additional public hearings and hours of the Planning Manager and Project Planner will be charged the Fully-Burdened Hourly Rate of Staff against an initial deposit determined by the C.D. Director.			

**CITY OF WEST COVINA  
COST DETAIL WORKSHEET  
FY 2022-23**

<b>SERVICE</b> <b>VARIANCE REVIEW</b>					<b>REFERENCE NO.</b> <b>S-046</b>		
<b>NOTE</b> Unit Costs are an Average of Total Units					<b>TOTAL UNITS</b> <b>1</b>		
<u>DEPARTMENT</u>	<u>POSITION</u>	<u>TYPE</u>	<u>UNIT TIME</u>	<u>UNIT COST</u>	<u>ANN. UNITS</u>	<u>TOTAL COST</u>	
POLICE ADMIN	POLICE LIEUTENANT		1.00	\$209.98	1	\$210	
FIRE	ADMIN AIDE		0.25	\$14.18	1	\$14	
FIRE PREVENTION	FIRE PROTECT SPEC		2.00	\$306.30	1	\$306	
PLANNING	ASST CITY MGR		5.00	\$1,007.45	1	\$1,007	
PLANNING	PLANNING MANAGER		25.00	\$3,749.50	1	\$3,750	
PLANNING	PROJECT PLANNER		60.00	\$5,243.40	1	\$5,243	
PLANNING		Public Hrg Notice	0.00	\$600.00	1	\$600	
GENL ENGINEERING	DEPUTY CITY ENG-C		5.00	\$1,186.25	1	\$1,186	
		<b>TYPE SUBTOTAL</b>	<b>98.25</b>	<b>\$12,317.06</b>		<b>\$12,317</b>	
<b>TOTALS</b>			<b>98.25</b>	<b>\$12,317.00</b>		<b>\$12,317</b>	

**CITY OF WEST COVINA  
REVENUE AND COST SUMMARY WORKSHEET  
FY 2022-23**

<b>SERVICE</b> <b>ZONE CHANGE</b>		<b>REFERENCE NO.</b> <b>S-047</b>	
<b>PRIMARY DEPARTMENT</b> CD-PLANNING	<b>UNIT OF SERVICE</b> APPLICATION	<b>SERVICE RECIPIENT</b>	
<b>DESCRIPTION OF SERVICE</b>  To process an application to change the zone of a particular piece of land.			
<b>CURRENT FEE STRUCTURE</b>  FBHR of staff + actual cost of City Attorney against a \$8,000 deposit  (For the FBHR of staff, City charges a flat rate of \$96.36 per hour against the deposit.)			
<b>REVENUE AND COST COMPARISON</b>			
<b>UNIT REVENUE:</b>	<b>\$6,910.50</b>	<b>TOTAL REVENUE:</b>	<b>\$13,821</b>
<b>UNIT COST:</b>	<b>\$9,834.50</b>	<b>TOTAL COST:</b>	<b>\$19,669</b>
<b>UNIT PROFIT (SUBSIDY):</b>	<b>\$(2,924.00)</b>	<b>TOTAL PROFIT (SUBSIDY):</b>	<b>\$(5,848)</b>
<b>TOTAL UNITS:</b>	<b>2</b>	<b>PCT. COST RECOVERY:</b>	<b>70.27%</b>
<b>SUGGESTED FEE FOR COST RECOVERY OF: 100%</b>  \$9,835 plus actual cost of the City Attorney charged against an initial deposit determined by the C.D. Director.			

**CITY OF WEST COVINA  
COST DETAIL WORKSHEET  
FY 2022-23**

<b>SERVICE</b> <b>ZONE CHANGE</b>					<b>REFERENCE NO.</b> <b>S-047</b>	
<b>NOTE</b> Unit Costs are an Average of Total Units					<b>TOTAL UNITS</b> <b>2</b>	
<u>DEPARTMENT</u>	<u>POSITION</u>	<u>TYPE</u>	<u>UNIT TIME</u>	<u>UNIT COST</u>	<u>ANN. UNITS</u>	<u>TOTAL COST</u>
PLANNING	ASST CITY MGR		5.00	\$1,007.45	2	\$2,015
PLANNING	PLANNING MANAGER		45.00	\$6,749.10	2	\$13,498
PLANNING	SR ADMIN ASST		2.00	\$177.76	2	\$356
PLANNING		Public Hrg Notice	0.00	\$1,900.00	2	\$3,800
		<b>TYPE SUBTOTAL</b>	<b>52.00</b>	<b>\$9,834.31</b>		<b>\$19,669</b>
<b>TOTALS</b>			<b>52.00</b>	<b>\$9,834.50</b>		<b>\$19,669</b>

**CITY OF WEST COVINA  
REVENUE AND COST SUMMARY WORKSHEET  
FY 2022-23**

<b>SERVICE</b> <b>ZONING VERIFICATION LETTER</b>		<b>REFERENCE NO.</b> <b>S-048</b>	
<b>PRIMARY DEPARTMENT</b> CD-PLANNING	<b>UNIT OF SERVICE</b> LETTER	<b>SERVICE RECIPIENT</b>	
<b>DESCRIPTION OF SERVICE</b>  To provide a letter to a property owner, realtor, developer, or financial institution to confirm the zoning of a particular piece of property with information on entitlement approval history and response to general property related zoning questions.			
<b>CURRENT FEE STRUCTURE</b>  FBHR of staff against a \$180 deposit for two hours  (For the FBHR of staff, City charges a flat rate of \$96.36 per hour against the deposit.)			
<b><u>REVENUE AND COST COMPARISON</u></b>			
<b>UNIT REVENUE:</b>	<b>\$505.90</b>	<b>TOTAL REVENUE:</b>	<b>\$5,059</b>
<b>UNIT COST:</b>	<b>\$474.50</b>	<b>TOTAL COST:</b>	<b>\$4,745</b>
<b>UNIT PROFIT (SUBSIDY):</b>	<b>\$31.40</b>	<b>TOTAL PROFIT (SUBSIDY):</b>	<b>\$314</b>
<b>TOTAL UNITS:</b>	<b>10</b>	<b>PCT. COST RECOVERY:</b>	<b>106.62%</b>
<b>SUGGESTED FEE FOR COST RECOVERY OF: 100%</b>  \$475			

**CITY OF WEST COVINA  
COST DETAIL WORKSHEET  
FY 2022-23**

<b>SERVICE</b> <b>ZONING VERIFICATION LETTER</b>					<b>REFERENCE NO.</b> <b>S-048</b>		
<b>NOTE</b> Unit Costs are an Average of Total Units					<b>TOTAL UNITS</b> <b>10</b>		
<u>DEPARTMENT</u>	<u>POSITION</u>	<u>TYPE</u>	<u>UNIT TIME</u>	<u>UNIT COST</u>	<u>ANN. UNITS</u>	<u>TOTAL COST</u>	
PLANNING	PLANNING MANAGER		0.25	\$37.50	10	\$375	
PLANNING	PROJECT PLANNER		5.00	\$436.95	10	\$4,370	
		<b>TYPE SUBTOTAL</b>	<b>5.25</b>	<b>\$474.45</b>		<b>\$4,745</b>	
<b>TOTALS</b>			<b>5.25</b>	<b>\$474.50</b>		<b>\$4,745</b>	

**CITY OF WEST COVINA  
REVENUE AND COST SUMMARY WORKSHEET  
FY 2022-23**

<b>SERVICE</b> <b>BUILDING PLAN CHECK/INSPECTION</b>		<b>REFERENCE NO.</b> <b>S-049</b>	
<b>PRIMARY DEPARTMENT</b> BUILDING	<b>UNIT OF SERVICE</b> PERMIT/PLAN	<b>SERVICE RECIPIENT</b>	
<b>DESCRIPTION OF SERVICE</b>  Plan check of proposed building construction and inspection of that construction for compliance with City codes and standards.			
<b>CURRENT FEE STRUCTURE</b>  Various fees			
<b><u>REVENUE AND COST COMPARISON</u></b>			
<b>UNIT REVENUE:</b>	<b>\$2,942,772.00</b>	<b>TOTAL REVENUE:</b>	<b>\$2,942,772</b>
<b>UNIT COST:</b>	<b>\$2,032,053.00</b>	<b>TOTAL COST:</b>	<b>\$2,032,053</b>
<b>UNIT PROFIT (SUBSIDY):</b>	<b>\$910,719.00</b>	<b>TOTAL PROFIT (SUBSIDY):</b>	<b>\$910,719</b>
<b>TOTAL UNITS:</b>	<b>1</b>	<b>PCT. COST RECOVERY:</b>	<b>144.82%</b>
<b>SUGGESTED FEE FOR COST RECOVERY OF: 100%</b>			



**CITY OF WEST COVINA  
COST DETAIL WORKSHEET  
FY 2022-23**

<b>SERVICE</b> <b>BUILDING PLAN CHECK/INSPECTION</b>					<b>REFERENCE NO.</b> <b>S-049</b>		
<b>NOTE</b> Unit Costs are an Average of Total Units					<b>TOTAL UNITS</b> <b>1</b>		
<u>DEPARTMENT</u>	<u>POSITION</u>	<u>TYPE</u>	<u>UNIT TIME</u>	<u>UNIT COST</u>	<u>ANN. UNITS</u>	<u>TOTAL COST</u>	
POLICE ADMIN	POLICE LIEUTENANT	5%	82.55	\$17,333.85	1	\$17,334	
BUILDING SVCS	ASST CITY MGR	10%	156.40	\$20,066.12	1	\$20,066	
BUILDING SVCS		Add'l Spec Project	0.00	\$100,000.00	1	\$100,000	
BUILDING SVCS		Technology Costs	0.00	\$190,000.00	1	\$190,000	
BUILDING SVCS		Admin Charges	0.00	\$235,352.65	1	\$235,353	
BUILDING SVCS		Supplies/Equip	0.00	\$2,300.00	1	\$2,300	
BUILDING SVCS		Contract Services	0.00	\$1,467,000.00	1	\$1,467,000	
<b>TYPE SUBTOTAL</b>			<b>238.95</b>	<b>\$2,032,052.62</b>		<b>\$2,032,053</b>	
<b>TOTALS</b>			<b>238.95</b>	<b>\$2,032,053.00</b>		<b>\$2,032,053</b>	

**CITY OF WEST COVINA  
REVENUE AND COST SUMMARY WORKSHEET  
FY 2022-23**

<b>SERVICE</b> <b>PLAN CHECK-STREET &amp; ON-SITE IMPVMTS</b>		<b>REFERENCE NO.</b> <b>S-050</b>	
<b>PRIMARY DEPARTMENT</b> CD-ENGINEERING	<b>UNIT OF SERVICE</b> APPLICATION	<b>SERVICE RECIPIENT</b>	
<b>DESCRIPTION OF SERVICE</b>  To cover 6 reviews for all street and on-site improvements (Paving Curbing, Walks, Drainage Devices, Lighting, etc.).			
<b>CURRENT FEE STRUCTURE</b>  \$1,887.86 - Under \$10K plus 29.42% of excess over \$5K \$3,416.23 - \$10K to and including \$100K plus 13.05% of excess over \$10K \$15,619.29 - Over \$100K plus 3.18% of excess over \$100K			
<b>REVENUE AND COST COMPARISON</b>			
<b>UNIT REVENUE:</b>	<b>\$7,021.50</b>	<b>TOTAL REVENUE:</b>	<b>\$42,129</b>
<b>UNIT COST:</b>	<b>\$5,189.33</b>	<b>TOTAL COST:</b>	<b>\$31,136</b>
<b>UNIT PROFIT (SUBSIDY):</b>	<b>\$1,832.17</b>	<b>TOTAL PROFIT (SUBSIDY):</b>	<b>\$10,993</b>
<b>TOTAL UNITS:</b>	<b>6</b>	<b>PCT. COST RECOVERY:</b>	<b>135.31%</b>
<b>SUGGESTED FEE FOR COST RECOVERY OF: 100%</b>			
Fee based on Estimated Construction Cost excluding rough grading: \$0 to \$ 5,000 - \$2,921 Minimum \$5,001 to \$10,000 - \$2,921 plus 29.43% of the Cost over \$5,000 \$10,001 to \$100,000 - \$4,392 plus 15.10% of the Cost over \$10,000 Greater than \$100,000 - \$17,982 plus 2.92% of the Cost over \$100,000			

April 14, 2023

**CITY OF WEST COVINA  
COST DETAIL WORKSHEET  
FY 2022-23**

<b>SERVICE</b> <b>PLAN CHECK-STREET &amp; ON-SITE IMPVMTS</b>					<b>REFERENCE NO.</b> <b>S-050</b>		
<b>NOTE</b> Unit Costs are an Average of Total Units					<b>TOTAL UNITS</b> <b>6</b>		
<u>DEPARTMENT</u>	<u>POSITION</u>	<u>TYPE</u>	<u>UNIT TIME</u>	<u>UNIT COST</u>	<u>ANN. UNITS</u>	<u>TOTAL COST</u>	
GENL ENGINEERING	CITY ENGINEER-C	Base To \$5K	0.50	\$156.53	2	\$313	
GENL ENGINEERING	ENG. TECHNICIAN-C	At \$5,000-Base	1.00	\$135.10	2	\$270	
GENL ENGINEERING	PLAN CHECKER-C	Up To \$5K	12.00	\$2,629.56	2	\$5,259	
<b>TYPE SUBTOTAL</b>			<b>13.50</b>	<b>\$2,921.19</b>		<b>\$5,842</b>	
GENL ENGINEERING	CITY ENGINEER-C	>\$5K, <=\$10K	0.50	\$156.53	2	\$313	
GENL ENGINEERING	PLAN CHECKER-C	>\$5k, <=\$10K	6.00	\$1,314.78	2	\$2,630	
<b>TYPE SUBTOTAL</b>			<b>6.50</b>	<b>\$1,471.31</b>		<b>\$2,943</b>	
GENL ENGINEERING	PLAN CHECKER-C	>\$10K, <=\$100K	62.00	\$13,586.06	1	\$13,586	
<b>TYPE SUBTOTAL</b>			<b>62.00</b>	<b>\$13,586.06</b>		<b>\$13,586</b>	
GENL ENGINEERING	PLAN CHECKER-C	>\$100K, <=\$400K	40.00	\$8,765.20	1	\$8,765	
<b>TYPE SUBTOTAL</b>			<b>40.00</b>	<b>\$8,765.20</b>		<b>\$8,765</b>	
<b>TOTALS</b>			<b>122.00</b>	<b>\$5,189.33</b>		<b>\$31,136</b>	

**CITY OF WEST COVINA  
REVENUE AND COST SUMMARY WORKSHEET  
FY 2022-23**

<b>SERVICE</b> <b>PLAN CHECK-S.D.,SWR MAINS,LATRLS</b>		<b>REFERENCE NO.</b> <b>S-051</b>	
<b>PRIMARY DEPARTMENT</b> CD-ENGINEERING	<b>UNIT OF SERVICE</b> APPLICATION	<b>SERVICE RECIPIENT</b>	
<b>DESCRIPTION OF SERVICE</b>  To plan check improvements to storm drainage, sewer mains and laterals.			
<b>CURRENT FEE STRUCTURE</b>  \$5,802.82 - Under \$10K \$5,802.82 - \$10K to and including \$50K plus 12.6% of excess over \$10K \$11,039.38 - Over \$50K plus 7.2% of excess over \$50K			
<b>REVENUE AND COST COMPARISON</b>			
<b>UNIT REVENUE:</b>	<b>\$7,312.38</b>	<b>TOTAL REVENUE:</b>	<b>\$58,499</b>
<b>UNIT COST:</b>	<b>\$3,752.50</b>	<b>TOTAL COST:</b>	<b>\$30,020</b>
<b>UNIT PROFIT (SUBSIDY):</b>	<b>\$3,559.88</b>	<b>TOTAL PROFIT (SUBSIDY):</b>	<b>\$28,479</b>
<b>TOTAL UNITS:</b>	<b>8</b>	<b>PCT. COST RECOVERY:</b>	<b>194.87%</b>
<b>SUGGESTED FEE FOR COST RECOVERY OF: 100%</b>  Fee based on Estimated Construction Cost excluding rough grading: \$0 to \$10,000 - \$4,426 Minimum \$10,001 to \$50,000 - \$4,426 plus 3.29% of the Cost over \$10,000 Greater than \$50,000 - \$5,742 plus 10.52% of the Cost over \$50,000			

**CITY OF WEST COVINA  
COST DETAIL WORKSHEET  
FY 2022-23**

<b>SERVICE</b> <b>PLAN CHECK-S.D.,SWR MAINS,LATRLS</b>					<b>REFERENCE NO.</b> <b>S-051</b>	
<b>NOTE</b> Unit Costs are an Average of Total Units					<b>TOTAL UNITS</b> <b>8</b>	
<u>DEPARTMENT</u>	<u>POSITION</u>	<u>TYPE</u>	<u>UNIT TIME</u>	<u>UNIT COST</u>	<u>ANN. UNITS</u>	<u>TOTAL COST</u>
GENL ENGINEERING	CITY ENGINEER-C	<= To \$10K	1.00	\$313.05	5	\$1,565
GENL ENGINEERING	ENG.TECHNICIAN-C	Base To \$10K	1.25	\$168.88	5	\$844
GENL ENGINEERING	PLAN CHECKER-C	Minimum, <=\$10K	18.00	\$3,944.34	5	\$19,722
<b>TYPE SUBTOTAL</b>			<b>20.25</b>	<b>\$4,426.27</b>		<b>\$22,131</b>
GENL ENGINEERING	PLAN CHECKER-C	>\$10K, <=\$50K	6.00	\$1,314.78	2	\$2,630
<b>TYPE SUBTOTAL</b>			<b>6.00</b>	<b>\$1,314.78</b>		<b>\$2,630</b>
GENL ENGINEERING	PLAN CHECKER-C	>\$50K, <=\$100K	24.00	\$5,259.12	1	\$5,259
<b>TYPE SUBTOTAL</b>			<b>24.00</b>	<b>\$5,259.12</b>		<b>\$5,259</b>
<b>TOTALS</b>			<b>50.25</b>	<b>\$3,752.50</b>		<b>\$30,020</b>

**CITY OF WEST COVINA  
REVENUE AND COST SUMMARY WORKSHEET  
FY 2022-23**

<b>SERVICE</b> P.CK+INSP-BRIDGES & CULVERTS		<b>REFERENCE NO.</b> S-052	
<b>PRIMARY DEPARTMENT</b> CD-ENGINEERING	<b>UNIT OF SERVICE</b> APPLICATION	<b>SERVICE RECIPIENT</b>	
<b>DESCRIPTION OF SERVICE</b>  See Comment Below.			
<b>CURRENT FEE STRUCTURE</b>  Percentage of Estimated Construction Cost: 6.30% - Under \$20K 2.40% - \$20K to and including \$100K 1.90% - Over \$100K			
<b>REVENUE AND COST COMPARISON</b>			
<b>UNIT REVENUE:</b>	<b>\$0.00</b>	<b>TOTAL REVENUE:</b>	<b>\$0</b>
<b>UNIT COST:</b>	<b>\$0.00</b>	<b>TOTAL COST:</b>	<b>\$0</b>
<b>UNIT PROFIT (SUBSIDY):</b>	<b>\$0.00</b>	<b>TOTAL PROFIT (SUBSIDY):</b>	<b>\$0</b>
<b>TOTAL UNITS:</b>	<b>0</b>	<b>PCT. COST RECOVERY:</b>	<b>0.00%</b>
<b>SUGGESTED FEE FOR COST RECOVERY OF: 100%</b>  Staff recommends deleting this fee as the Street improvement fee would cover the costs.			

**CITY OF WEST COVINA  
COST DETAIL WORKSHEET  
FY 2022-23**

<b>SERVICE</b> <b>P.CK+INSP-BRIDGES &amp; CULVERTS</b>					<b>REFERENCE NO.</b> <b>S-052</b>		
<b>NOTE</b> Unit Costs are an Average of Total Units					<b>TOTAL UNITS</b> <b>0</b>		
<u>DEPARTMENT</u>	<u>POSITION</u>	<u>TYPE</u>	<u>UNIT TIME</u>	<u>UNIT COST</u>	<u>ANN. UNITS</u>	<u>TOTAL COST</u>	
			0.00	\$0.00	0	\$0	
		<b>TYPE SUBTOTAL</b>	<b>0.00</b>	<b>\$0.00</b>		<b>\$0</b>	
		<b>TOTALS</b>	<b>0.00</b>	<b>\$0.00</b>		<b>\$0</b>	

**CITY OF WEST COVINA  
REVENUE AND COST SUMMARY WORKSHEET  
FY 2022-23**

<b>SERVICE</b> <b>PLAN CK-WALLS: RETAIN'G+OVER HEIGHT</b>		<b>REFERENCE NO.</b> <b>S-053</b>	
<b>PRIMARY DEPARTMENT</b> CD-ENGINEERING	<b>UNIT OF SERVICE</b> APPLICATION	<b>SERVICE RECIPIENT</b>	
<b>DESCRIPTION OF SERVICE</b>  To plan check retaining walls and over-height walls.			
<b>CURRENT FEE STRUCTURE</b>  \$1,887.86 - Under \$20K plus 29.42% over \$5K \$3,416.23 - \$20K to and including \$100K plus 13.05% of excess over \$10K \$15,619.29 - Over \$100K plus 3.18% of excess over \$10K			
<b>REVENUE AND COST COMPARISON</b>			
<b>UNIT REVENUE:</b>	<b>\$5,174.18</b>	<b>TOTAL REVENUE:</b>	<b>\$56,916</b>
<b>UNIT COST:</b>	<b>\$3,861.64</b>	<b>TOTAL COST:</b>	<b>\$42,478</b>
<b>UNIT PROFIT (SUBSIDY):</b>	<b>\$1,312.54</b>	<b>TOTAL PROFIT (SUBSIDY):</b>	<b>\$14,438</b>
<b>TOTAL UNITS:</b>	<b>11</b>	<b>PCT. COST RECOVERY:</b>	<b>133.99%</b>
<b>SUGGESTED FEE FOR COST RECOVERY OF: 0%</b>			
Fee based on Estimated Construction Cost: \$0 to \$ 5,000 - \$2,697 Minimum \$5,001 to \$20,000 - \$2,697 plus 8.77% of the Cost over \$5,000 \$20,001 to \$100,000 - \$4,012 plus 12.60% of the Cost over \$20,000 Greater than \$100,000 - \$14,092 plus 4.09% of the Cost over \$100,000			



**CITY OF WEST COVINA  
COST DETAIL WORKSHEET  
FY 2022-23**

<b>SERVICE</b> <b>PLAN CK-WALLS: RETAIN'G+OVER HEIGHT</b>					<b>REFERENCE NO.</b> <b>S-053</b>		
<b>NOTE</b> Unit Costs are an Average of Total Units					<b>TOTAL UNITS</b> <b>11</b>		
<u>DEPARTMENT</u>	<u>POSITION</u>	<u>TYPE</u>	<u>UNIT TIME</u>	<u>UNIT COST</u>	<u>ANN. UNITS</u>	<u>TOTAL COST</u>	
GENL ENGINEERING	ENG. TECHNICIAN-C	Minimum <=\$5K	0.50	\$67.55	6	\$405	
GENL ENGINEERING	PLAN CHECKER-C	Minimum <=\$5K	12.00	\$2,629.56	6	\$15,777	
<b>TYPE SUBTOTAL</b>			<b>12.50</b>	<b>\$2,697.11</b>		<b>\$16,183</b>	
GENL ENGINEERING	PLAN CHECKER-C	>\$5K, <=\$20K	6.00	\$1,314.78	3	\$3,944	
<b>TYPE SUBTOTAL</b>			<b>6.00</b>	<b>\$1,314.78</b>		<b>\$3,944</b>	
GENL ENGINEERING	PLAN CHECKER-C	>\$20K, <=\$100K	46.00	\$10,079.98	1	\$10,080	
<b>TYPE SUBTOTAL</b>			<b>46.00</b>	<b>\$10,079.98</b>		<b>\$10,080</b>	
GENL ENGINEERING	PLAN CHECKER-C	>\$100K, <=\$400K	56.00	\$12,271.28	1	\$12,271	
<b>TYPE SUBTOTAL</b>			<b>56.00</b>	<b>\$12,271.28</b>		<b>\$12,271</b>	
<b>TOTALS</b>			<b>120.50</b>	<b>\$3,861.64</b>		<b>\$42,478</b>	

**CITY OF WEST COVINA  
REVENUE AND COST SUMMARY WORKSHEET  
FY 2022-23**

<b>SERVICE</b> <b>PLAN CHECK-GRADING FOR SUBDIV.PROJ.</b>		<b>REFERENCE NO.</b> <b>S-054</b>	
<b>PRIMARY DEPARTMENT</b> CD-ENGINEERING	<b>UNIT OF SERVICE</b> APPLICATION	<b>SERVICE RECIPIENT</b>	
<b>DESCRIPTION OF SERVICE</b>  To plan check the grading for a subdivision project.			
<b>CURRENT FEE STRUCTURE</b>  1 to 100,000 cu.yds - \$8,840.85 plus 16.72% in excess of 10K cubic yards 100,001-500,000 cu.yds - \$24,475.72 plus 4.74% in excess of 100K cu.yds 500,001-1M cu.yds - \$44,175.16 plus 3.50% in excess of 500K cu.yds 1,000,001 CY and above - 1.50% (Volume is the total Cut+Fill+Over Excavation in CY)			
<b>REVENUE AND COST COMPARISON</b>			
<b>UNIT REVENUE:</b>	<b>\$26,001.00</b>	<b>TOTAL REVENUE:</b>	<b>\$182,007</b>
<b>UNIT COST:</b>	<b>\$18,835.29</b>	<b>TOTAL COST:</b>	<b>\$131,847</b>
<b>UNIT PROFIT (SUBSIDY):</b>	<b>\$7,165.71</b>	<b>TOTAL PROFIT (SUBSIDY):</b>	<b>\$50,160</b>
<b>TOTAL UNITS:</b>	<b>7</b>	<b>PCT. COST RECOVERY:</b>	<b>138.04%</b>
<b>SUGGESTED FEE FOR COST RECOVERY OF: 100%</b>			
<p>Fee based on Grading Volume in Cubic Yards (CY) = Total Cut + Fill + Over Excavation:      OFT= "or fraction thereof"</p> <p>1 to 10,000 CY - \$13,332 Minimum</p> <p>10,001 to 100,000 CY - \$13,332 plus \$19.48/100 CY OFT over 10,000 CY</p> <p>100,001 to 500,000 CY - \$30,864 plus \$65.74/1K CY OFT over 100,000 CY</p> <p>500,001 to 1M CY - \$57,160 plus \$35.06/1K CY OFT over 500,000 CY</p> <p>Greater than 1M CY - \$74,690 plus \$25.52/1K CY OFT over 1M CY</p>			

**CITY OF WEST COVINA  
COST DETAIL WORKSHEET  
FY 2022-23**

<b>SERVICE</b> <b>PLAN CHECK-GRADING FOR SUBDIV.PROJ.</b>					<b>REFERENCE NO.</b> <b>S-054</b>		
<b>NOTE</b> Unit Costs are an Average of Total Units					<b>TOTAL UNITS</b> <b>7</b>		
<u>DEPARTMENT</u>	<u>POSITION</u>	<u>TYPE</u>	<u>UNIT TIME</u>	<u>UNIT COST</u>	<u>ANN. UNITS</u>	<u>TOTAL COST</u>	
GENL ENGINEERING	CITY ENGINEER-C	Base	12.00	\$3,756.60	2	\$7,513	
GENL ENGINEERING	ENG.TECHNICIAN-C	Minimum <=10K CY	6.00	\$810.60	2	\$1,621	
GENL ENGINEERING	PLAN CHECKER-C	Minimum <=10K CY	40.00	\$8,765.20	2	\$17,530	
<b>TYPE SUBTOTAL</b>			<b>58.00</b>	<b>\$13,332.40</b>		<b>\$26,665</b>	
GENL ENGINEERING	PLAN CHECKER-C	>10K, <=100K CY	80.00	\$17,530.40	2	\$35,061	
<b>TYPE SUBTOTAL</b>			<b>80.00</b>	<b>\$17,530.40</b>		<b>\$35,061</b>	
GENL ENGINEERING	PLAN CHECKER-C	>100K, <=500K CY	120.00	\$26,295.60	1	\$26,296	
<b>TYPE SUBTOTAL</b>			<b>120.00</b>	<b>\$26,295.60</b>		<b>\$26,296</b>	
GENL ENGINEERING	PLAN CHECKER-C	>500K, <=1M CY	80.00	\$17,530.40	1	\$17,530	
<b>TYPE SUBTOTAL</b>			<b>80.00</b>	<b>\$17,530.40</b>		<b>\$17,530</b>	
GENL ENGINEERING	PLAN CHECKER-C	>1M, <=2M CY	120.00	\$26,295.60	1	\$26,296	
<b>TYPE SUBTOTAL</b>			<b>120.00</b>	<b>\$26,295.60</b>		<b>\$26,296</b>	
<b>TOTALS</b>			<b>458.00</b>	<b>\$18,835.29</b>		<b>\$131,847</b>	

**CITY OF WEST COVINA  
REVENUE AND COST SUMMARY WORKSHEET  
FY 2022-23**

<b>SERVICE</b> <b>PLAN CK-GRADING: NON-SUBDIV PROJ</b>		<b>REFERENCE NO.</b> <b>S-055</b>	
<b>PRIMARY DEPARTMENT</b> CD-ENGINEERING	<b>UNIT OF SERVICE</b> APPLICATION	<b>SERVICE RECIPIENT</b>	
<b>DESCRIPTION OF SERVICE</b>  To plan check the grading for a project that is not a subdivision.			
<b>CURRENT FEE STRUCTURE</b>  1 to 1,000 cu.yds - \$759.80 plus \$77.98/100 CY or fraction thereof in excess of 100 cubic yards 1,001-10,000 cu.yds - \$2,307.35 plus \$159.95/1K CY or fraction thereof in excess of 1K cu.yds 10,001-100K cu.yds - \$3,747.06 plus \$94.47/1K CY or fraction thereof in excess of 10K cu.yds 100,001-500K CY - \$12,264.98 plus \$261.10/10K CY in excess of 10K cu.yds or fraction thereof in excess of 100K cubic yards			
<b>REVENUE AND COST COMPARISON</b>			
<b>UNIT REVENUE:</b>	<b>\$3,578.40</b>	<b>TOTAL REVENUE:</b>	<b>\$186,077</b>
<b>UNIT COST:</b>	<b>\$2,555.10</b>	<b>TOTAL COST:</b>	<b>\$132,865</b>
<b>UNIT PROFIT (SUBSIDY):</b>	<b>\$1,023.30</b>	<b>TOTAL PROFIT (SUBSIDY):</b>	<b>\$53,212</b>
<b>TOTAL UNITS:</b>	<b>52</b>	<b>PCT. COST RECOVERY:</b>	<b>140.05%</b>
<b>SUGGESTED FEE FOR COST RECOVERY OF: 100%</b>  Fee based on Grading Volume in Cubic Yards (CY) = Total Cut + Fill + Over Excavation: OFT= "or fraction thereof" 1 to 50 CY - \$725; 51 to 100 CY - \$725 plus \$14.50/CY OFT over 50 CY 101 to 1,000 CY - \$1,450 plus \$258/100 CY OFT over 100 CY 1,001 to 10,000 CY - \$3,772 plus \$40/100 CY OFT over 1,000 CY 10,001 to 100,000 CY - \$7,372 plus \$120/1K CY OFT over 10,000 CY 100,001 to 200,000 CY - \$18,172 plus \$88/1K CY OFT over 100,000 CY			

**CITY OF WEST COVINA  
COST DETAIL WORKSHEET  
FY 2022-23**

<b>SERVICE</b>				<b>REFERENCE NO.</b>			
<b>PLAN CK-GRADING: NON-SUBDIV PROJ</b>				<b>S-055</b>			
<b>NOTE</b>				<b>TOTAL UNITS</b>			
Unit Costs are an Average of Total Units				<b>52</b>			
<u>DEPARTMENT</u>	<u>POSITION</u>	<u>TYPE</u>	<u>UNIT TIME</u>	<u>UNIT COST</u>	<u>ANN. UNITS</u>	<u>TOTAL COST</u>	
GENL ENGINEERING	ENG.TECHNICIAN-C	Minimum, <=50CY	0.50	\$67.55	16	\$1,081	
GENL ENGINEERING	PLAN CHECKER-C	Minimum, <=50CY	3.00	\$657.39	16	\$10,518	
<b>TYPE SUBTOTAL</b>			<b>3.50</b>	<b>\$724.94</b>		<b>\$11,599</b>	
GENL ENGINEERING	ENG.TECHNICIAN-C	>50, <=100 CY	1.00	\$135.10	13	\$1,756	
GENL ENGINEERING	PLAN CHECKER-C	>50, <=100 CY	6.00	\$1,314.78	13	\$17,092	
<b>TYPE SUBTOTAL</b>			<b>7.00</b>	<b>\$1,449.88</b>		<b>\$18,848</b>	
GENL ENGINEERING	ENG.TECHNICIAN-C	Add'l >100, <=1K CY	1.00	\$135.10	10	\$1,351	
GENL ENGINEERING	PLAN CHECKER-C	>100, <=1K CY	10.00	\$2,191.30	10	\$21,913	
<b>TYPE SUBTOTAL</b>			<b>11.00</b>	<b>\$2,326.40</b>		<b>\$23,264</b>	
GENL ENGINEERING	ENG.TECHNICIAN-C	Add'l >1K, <=10K CY	1.00	\$135.10	8	\$1,081	
GENL ENGINEERING	PLAN CHECKER-C	>1K, <=10K CY	16.00	\$3,506.08	8	\$28,049	
<b>TYPE SUBTOTAL</b>			<b>17.00</b>	<b>\$3,641.18</b>		<b>\$29,129</b>	
GENL ENGINEERING	CITY ENGINEER-C	Add'l >10K CY	1.00	\$313.05	3	\$939	
GENL ENGINEERING	PLAN CHECKER-C	>10K, <=100K CY	48.00	\$10,518.24	3	\$31,555	
<b>TYPE SUBTOTAL</b>			<b>49.00</b>	<b>\$10,831.29</b>		<b>\$32,494</b>	
GENL ENGINEERING	PLAN CHECKER-C	>100K, <=200K CY	40.00	\$8,765.20	2	\$17,530	
<b>TYPE SUBTOTAL</b>			<b>40.00</b>	<b>\$8,765.20</b>		<b>\$17,530</b>	
<b>TOTALS</b>			<b>127.50</b>	<b>\$2,555.10</b>		<b>\$132,865</b>	

**CITY OF WEST COVINA  
REVENUE AND COST SUMMARY WORKSHEET  
FY 2022-23**

<b>SERVICE</b> PLAN REVISION CHKING/AS BUILD REV.		<b>REFERENCE NO.</b> S-056	
<b>PRIMARY DEPARTMENT</b> CD-ENGINEERING	<b>UNIT OF SERVICE</b> HOUR	<b>SERVICE RECIPIENT</b>	
<b>DESCRIPTION OF SERVICE</b>  To plan check any revisions to previously approved plans or to review plans for a project that has already been built.			
<b>CURRENT FEE STRUCTURE</b>  \$170.40 per hour			
<b><u>REVENUE AND COST COMPARISON</u></b>			
<b>UNIT REVENUE:</b>	<b>\$0.00</b>	<b>TOTAL REVENUE:</b>	<b>\$0</b>
<b>UNIT COST:</b>	<b>\$0.00</b>	<b>TOTAL COST:</b>	<b>\$0</b>
<b>UNIT PROFIT (SUBSIDY):</b>	<b>\$0.00</b>	<b>TOTAL PROFIT (SUBSIDY):</b>	<b>\$0</b>
<b>TOTAL UNITS:</b>	<b>0</b>	<b>PCT. COST RECOVERY:</b>	<b>0.00%</b>
<b>SUGGESTED FEE FOR COST RECOVERY OF: 100%</b>  \$220 per hour			

**CITY OF WEST COVINA  
COST DETAIL WORKSHEET  
FY 2022-23**

<b>SERVICE</b> <b>PLAN REVISION CHKING/AS BUILD REV.</b>					<b>REFERENCE NO.</b> <b>S-056</b>		
<b>NOTE</b> Unit Costs are an Average of Total Units					<b>TOTAL UNITS</b> <b>0</b>		
<u>DEPARTMENT</u>	<u>POSITION</u>	<u>TYPE</u>	<u>UNIT TIME</u>	<u>UNIT COST</u>	<u>ANN. UNITS</u>	<u>TOTAL COST</u>	
			0.00	\$0.00	0	\$0	
		<b>TYPE SUBTOTAL</b>	<b>0.00</b>	<b>\$0.00</b>		<b>\$0</b>	
		<b>TOTALS</b>	<b>0.00</b>	<b>\$0.00</b>		<b>\$0</b>	

**CITY OF WEST COVINA  
REVENUE AND COST SUMMARY WORKSHEET  
FY 2022-23**

<b>SERVICE</b> <b>INSPECTION-STREET &amp; ON-SITE IMPVMTS</b>		<b>REFERENCE NO.</b> <b>S-057</b>	
<b>PRIMARY DEPARTMENT</b> CD-ENGINEERING	<b>UNIT OF SERVICE</b> APPLICATION	<b>SERVICE RECIPIENT</b>	
<b>DESCRIPTION OF SERVICE</b>  To inspect street and on-site improvements to assure that they were built according to approved plans.			
<b>CURRENT FEE STRUCTURE</b>  \$174.55 - permit issuance fee \$414.56 - \$0 to \$20K plus 24.06% in excess of \$1,625 \$5,009.02 - Over \$20K plus 13.56% in excess of \$20K			
<b>REVENUE AND COST COMPARISON</b>			
<b>UNIT REVENUE:</b>	<b>\$5,764.20</b>	<b>TOTAL REVENUE:</b>	<b>\$28,821</b>
<b>UNIT COST:</b>	<b>\$5,330.40</b>	<b>TOTAL COST:</b>	<b>\$26,652</b>
<b>UNIT PROFIT (SUBSIDY):</b>	<b>\$433.80</b>	<b>TOTAL PROFIT (SUBSIDY):</b>	<b>\$2,169</b>
<b>TOTAL UNITS:</b>	<b>5</b>	<b>PCT. COST RECOVERY:</b>	<b>108.14%</b>
<b>SUGGESTED FEE FOR COST RECOVERY OF: 100%</b>  \$135 - permit issuance fee Fee based on Estimated Construction Cost \$0 to \$1,625 - \$1,226 Minimum \$1,625 to \$20,000 - \$1,226 plus 13.43% of the Cost over \$1,625 Greater than \$20,000 - \$3,694 plus 15.55% of the Cost over \$20,000			



**CITY OF WEST COVINA  
COST DETAIL WORKSHEET  
FY 2022-23**

<b>SERVICE</b> <b>INSPECTION-STREET &amp; ON-SITE IMPVMTS</b>					<b>REFERENCE NO.</b> <b>S-057</b>		
<b>NOTE</b> Unit Costs are an Average of Total Units					<b>TOTAL UNITS</b> <b>5</b>		
<u>DEPARTMENT</u>	<u>POSITION</u>	<u>TYPE</u>	<u>UNIT TIME</u>	<u>UNIT COST</u>	<u>ANN. UNITS</u>	<u>TOTAL COST</u>	
GENL ENGINEERING	CITY ENGINEER-C	Minimum	1.00	\$313.05	5	\$1,565	
GENL ENGINEERING	ENG.TECHNICIAN-C	Minimum <=\$1,625	1.00	\$135.10	5	\$676	
GENL ENGINEERING	PUB.WKS.INSPECT-C	Minimum	4.00	\$777.68	5	\$3,888	
<b>TYPE SUBTOTAL</b>			<b>6.00</b>	<b>\$1,225.83</b>		<b>\$6,129</b>	
GENL ENGINEERING	ENG.TECHNICIAN-C	>\$1,625, <=\$20K	1.00	\$135.10	3	\$405	
GENL ENGINEERING	PUB.WKS.INSPECT-C	>Min, <=\$20K	12.00	\$2,333.04	3	\$6,999	
<b>TYPE SUBTOTAL</b>			<b>13.00</b>	<b>\$2,468.14</b>		<b>\$7,404</b>	
GENL ENGINEERING	PUB.WKS.INSPECT-C	>\$20K, <= \$100K	64.00	\$12,442.88	1	\$12,443	
<b>TYPE SUBTOTAL</b>			<b>64.00</b>	<b>\$12,442.88</b>		<b>\$12,443</b>	
GENL ENGINEERING	ENG.TECHNICIAN-C	Permit Issuance	1.00	\$135.10	5	\$676	
<b>TYPE SUBTOTAL</b>			<b>1.00</b>	<b>\$135.10</b>		<b>\$676</b>	
<b>TOTALS</b>			<b>84.00</b>	<b>\$5,330.40</b>		<b>\$26,652</b>	

**CITY OF WEST COVINA  
REVENUE AND COST SUMMARY WORKSHEET  
FY 2022-23**

<b>SERVICE</b> INSPECTION-S.D.SYS;SWR MAINS;LATRLS		<b>REFERENCE NO.</b> S-058	
<b>PRIMARY DEPARTMENT</b> CD-ENGINEERING	<b>UNIT OF SERVICE</b> APPLICATION	<b>SERVICE RECIPIENT</b>	
<b>DESCRIPTION OF SERVICE</b>  To inspect a storm drainage system, sewer mains or the installation of sewer laterals to assure that they were built according to approved plans.			
<b>CURRENT FEE STRUCTURE</b>  \$174.55 - permit issuance fee \$270.14 - \$0 to \$100K plus 12.50% in excess of \$2K \$12,997.89 - Over \$100K plus 11% in excess of \$20K			
<b>REVENUE AND COST COMPARISON</b>			
<b>UNIT REVENUE:</b>	\$6,693.88	<b>TOTAL REVENUE:</b>	\$53,551
<b>UNIT COST:</b>	\$4,238.88	<b>TOTAL COST:</b>	\$33,911
<b>UNIT PROFIT (SUBSIDY):</b>	\$2,455.00	<b>TOTAL PROFIT (SUBSIDY):</b>	\$19,640
<b>TOTAL UNITS:</b>	8	<b>PCT. COST RECOVERY:</b>	157.92%
<b>SUGGESTED FEE FOR COST RECOVERY OF: 100%</b>  \$135 - permit issuance fee Fee based on Estimated Construction Cost \$0 to \$2,000 - \$913 Minimum \$2,000 to \$100,000 - \$913 plus 7.28% of the Cost over \$2,000 Greater than \$100,000 - \$8,047 plus 7.78% of the Cost over \$100,000			

**CITY OF WEST COVINA  
COST DETAIL WORKSHEET  
FY 2022-23**

<b>SERVICE</b> <b>INSPECTION-S.D.SYS;SWR MAINS;LATRLS</b>					<b>REFERENCE NO.</b> <b>S-058</b>		
<b>NOTE</b> Unit Costs are an Average of Total Units					<b>TOTAL UNITS</b> <b>8</b>		
<u>DEPARTMENT</u>	<u>POSITION</u>	<u>TYPE</u>	<u>UNIT TIME</u>	<u>UNIT COST</u>	<u>ANN. UNITS</u>	<u>TOTAL COST</u>	
GENL ENGINEERING	ENG.TECHNICIAN-C	Minimum <=\$2K	1.00	\$135.10	4	\$540	
GENL ENGINEERING	PUB.WKS.INSPECT-C	Minimum, <=\$2K	4.00	\$777.68	4	\$3,111	
<b>TYPE SUBTOTAL</b>			<b>5.00</b>	<b>\$912.78</b>		<b>\$3,651</b>	
GENL ENGINEERING	ENG.TECHNICIAN-C	Add'l >\$2K, <=\$100K	1.00	\$135.10	3	\$405	
GENL ENGINEERING	PUB.WKS.INSPECT-C	>\$2K, <=\$100K	36.00	\$6,999.12	3	\$20,997	
<b>TYPE SUBTOTAL</b>			<b>37.00</b>	<b>\$7,134.22</b>		<b>\$21,403</b>	
GENL ENGINEERING	PUB.WKS.INSPECT-C	>\$100K, <=\$200K	40.00	\$7,776.80	1	\$7,777	
<b>TYPE SUBTOTAL</b>			<b>40.00</b>	<b>\$7,776.80</b>		<b>\$7,777</b>	
GENL ENGINEERING	ENG.TECHNICIAN-C	Permit Issuance	1.00	\$135.10	8	\$1,081	
<b>TYPE SUBTOTAL</b>			<b>1.00</b>	<b>\$135.10</b>		<b>\$1,081</b>	
<b>TOTALS</b>			<b>83.00</b>	<b>\$4,238.88</b>		<b>\$33,911</b>	

**CITY OF WEST COVINA  
REVENUE AND COST SUMMARY WORKSHEET  
FY 2022-23**

<b>SERVICE</b> <b>INSPECTION-BRIDGES &amp; CULVERTS</b>		<b>REFERENCE NO.</b> <b>S-059</b>
<b>PRIMARY DEPARTMENT</b> CD-ENGINEERING	<b>UNIT OF SERVICE</b> APPLICATION	<b>SERVICE RECIPIENT</b>
<b>DESCRIPTION OF SERVICE</b>  To inspect the construction or renovation of bridges and/or culverts to assure that they were built according to approved plans.		
<b>CURRENT FEE STRUCTURE</b>  \$174.55 - permit issuance fee \$275.34 - Minimum See Plan Check fees that include permit fees.		
<b><u>REVENUE AND COST COMPARISON</u></b>		
<b>UNIT REVENUE:</b>	<b>\$0.00</b>	<b>TOTAL REVENUE:</b> <b>\$0</b>
<b>UNIT COST:</b>	<b>\$0.00</b>	<b>TOTAL COST:</b> <b>\$0</b>
<b>UNIT PROFIT (SUBSIDY):</b>	<b>\$0.00</b>	<b>TOTAL PROFIT (SUBSIDY):</b> <b>\$0</b>
<b>TOTAL UNITS:</b>	<b>0</b>	<b>PCT. COST RECOVERY:</b> <b>0.00%</b>
<b>SUGGESTED FEE FOR COST RECOVERY OF: 100%</b>  Fully-Burdened Hourly Rate of staff and consultants against an initial deposit as determined by the C.D. Director.		

**CITY OF WEST COVINA  
COST DETAIL WORKSHEET  
FY 2022-23**

<b>SERVICE</b> <b>INSPECTION-BRIDGES &amp; CULVERTS</b>				<b>REFERENCE NO.</b> <b>S-059</b>		
<b>NOTE</b> Unit Costs are an Average of Total Units				<b>TOTAL UNITS</b> <b>0</b>		
<u>DEPARTMENT</u>	<u>POSITION</u>	<u>TYPE</u>	<u>UNIT TIME</u>	<u>UNIT COST</u>	<u>ANN. UNITS</u>	<u>TOTAL COST</u>
			0.00	\$0.00	0	\$0
		<b>TYPE SUBTOTAL</b>	<b>0.00</b>	<b>\$0.00</b>		<b>\$0</b>
		<b>TOTALS</b>	<b>0.00</b>	<b>\$0.00</b>		<b>\$0</b>

**CITY OF WEST COVINA  
REVENUE AND COST SUMMARY WORKSHEET  
FY 2022-23**

<b>SERVICE</b> <b>INSP-WALLS: RETAIN'G/OVER HEIGHT</b>		<b>REFERENCE NO.</b> <b>S-060</b>	
<b>PRIMARY DEPARTMENT</b> CD-ENGINEERING	<b>UNIT OF SERVICE</b> APPLICATION	<b>SERVICE RECIPIENT</b>	
<b>DESCRIPTION OF SERVICE</b>  To inspect retaining walls and over-height walls to assure that they were built according to approved plans.			
<b>CURRENT FEE STRUCTURE</b>  \$174.55 - permit issuance fee \$414.56 - \$0 to \$20K plus 24.06% in excess of \$1,625 \$5,009.02 - Over \$20K plus 13.56% in excess of \$20K			
<b>REVENUE AND COST COMPARISON</b>			
<b>UNIT REVENUE:</b>	<b>\$3,021.82</b>	<b>TOTAL REVENUE:</b>	<b>\$33,240</b>
<b>UNIT COST:</b>	<b>\$3,076.55</b>	<b>TOTAL COST:</b>	<b>\$33,842</b>
<b>UNIT PROFIT (SUBSIDY):</b>	<b>\$(54.73)</b>	<b>TOTAL PROFIT (SUBSIDY):</b>	<b>\$(602)</b>
<b>TOTAL UNITS:</b>	<b>11</b>	<b>PCT. COST RECOVERY:</b>	<b>98.22%</b>
<b>SUGGESTED FEE FOR COST RECOVERY OF: 100%</b>  \$135 - permit issuance fee Fee based on Estimated Construction Cost: \$0 to \$1,625 - \$913 Minimum \$1,625 to \$20,000 - \$913 plus 13.43% of the Cost over \$1,625 Greater than \$20,000 - \$3,381 plus 15.55% of the Cost over \$20,000			

**CITY OF WEST COVINA  
COST DETAIL WORKSHEET  
FY 2022-23**

<b>SERVICE</b> <b>INSP-WALLS: RETAIN'G/OVER HEIGHT</b>					<b>REFERENCE NO.</b> <b>S-060</b>		
<b>NOTE</b> Unit Costs are an Average of Total Units					<b>TOTAL UNITS</b> <b>11</b>		
<u>DEPARTMENT</u>	<u>POSITION</u>	<u>TYPE</u>	<u>UNIT TIME</u>	<u>UNIT COST</u>	<u>ANN. UNITS</u>	<u>TOTAL COST</u>	
GENL ENGINEERING	ENG.TECHNICIAN-C	Minimum, <=\$1,625	1.00	\$135.10	11	\$1,486	
GENL ENGINEERING	PUB.WKS.INSPECT-C	Minimum <\$1,625	4.00	\$777.68	11	\$8,554	
<b>TYPE SUBTOTAL</b>			<b>5.00</b>	<b>\$912.78</b>		<b>\$10,041</b>	
GENL ENGINEERING	ENG.TECHNICIAN-C	Add'l >Min, <=\$20K	1.00	\$135.10	4	\$540	
GENL ENGINEERING	PUB.WKS.INSPECT-C	>\$1,625, <=\$20K	12.00	\$2,333.04	4	\$9,332	
<b>TYPE SUBTOTAL</b>			<b>13.00</b>	<b>\$2,468.14</b>		<b>\$9,873</b>	
GENL ENGINEERING	PUB.WKS.INSPECT-C	>\$20K, <=\$100K	64.00	\$12,442.88	1	\$12,443	
<b>TYPE SUBTOTAL</b>			<b>64.00</b>	<b>\$12,442.88</b>		<b>\$12,443</b>	
GENL ENGINEERING	ENG.TECHNICIAN-C	Permit Issuance	1.00	\$135.10	11	\$1,486	
<b>TYPE SUBTOTAL</b>			<b>1.00</b>	<b>\$135.10</b>		<b>\$1,486</b>	
<b>TOTALS</b>			<b>83.00</b>	<b>\$3,076.55</b>		<b>\$33,842</b>	

**CITY OF WEST COVINA  
REVENUE AND COST SUMMARY WORKSHEET  
FY 2022-23**

<b>SERVICE</b> <b>INSPECTION-GRADING: SUBDIV.PROJ.</b>		<b>REFERENCE NO.</b> <b>S-061</b>	
<b>PRIMARY DEPARTMENT</b> CD-ENGINEERING	<b>UNIT OF SERVICE</b> APPLICATION	<b>SERVICE RECIPIENT</b>	
<b>DESCRIPTION OF SERVICE</b>  See Suggested Fee			
<b>CURRENT FEE STRUCTURE</b>  \$174.55 - permit issuance fee \$414.56 - \$0 to \$20K plus 24.06% in excess of \$1,625 \$5,009.02 - \$20,001 - \$100K plus 13.56% in excess of \$20K \$16,280.09 - \$100,001 - \$500K plus 7.16% in excess of \$100K \$46,037.05 - Over \$500K plus 3.77% in excess of \$500K (For cost estimate use LACO Grading Bond Calculation Factor, verify every July 1st: 1001 CY-100K CY: \$2.19; Greater than 100K CY: \$1.10)			
<b>REVENUE AND COST COMPARISON</b>			
<b>UNIT REVENUE:</b>	<b>\$0.00</b>	<b>TOTAL REVENUE:</b>	<b>\$0</b>
<b>UNIT COST:</b>	<b>\$0.00</b>	<b>TOTAL COST:</b>	<b>\$0</b>
<b>UNIT PROFIT (SUBSIDY):</b>	<b>\$0.00</b>	<b>TOTAL PROFIT (SUBSIDY):</b>	<b>\$0</b>
<b>TOTAL UNITS:</b>	<b>0</b>	<b>PCT. COST RECOVERY:</b>	<b>0.00%</b>
<b>SUGGESTED FEE FOR COST RECOVERY OF: 100%</b>			
Staff recommends deleting this fee as all grading inspections can be charged under T-332			



**CITY OF WEST COVINA  
COST DETAIL WORKSHEET  
FY 2022-23**

<b>SERVICE</b> <b>INSPECTION-GRADING: SUBDIV.PROJ.</b>					<b>REFERENCE NO.</b> <b>S-061</b>		
<b>NOTE</b> Unit Costs are an Average of Total Units					<b>TOTAL UNITS</b> <b>0</b>		
<u>DEPARTMENT</u>	<u>POSITION</u>	<u>TYPE</u>	<u>UNIT TIME</u>	<u>UNIT COST</u>	<u>ANN. UNITS</u>	<u>TOTAL COST</u>	
			0.00	\$0.00	0	\$0	
		TYPE SUBTOTAL	0.00	\$0.00		\$0	
		TOTALS	0.00	\$0.00		\$0	

**CITY OF WEST COVINA  
REVENUE AND COST SUMMARY WORKSHEET  
FY 2022-23**

<b>SERVICE</b> <b>INSPECTION-GRADING</b>		<b>REFERENCE NO.</b> <b>S-062</b>	
<b>PRIMARY DEPARTMENT</b> CD-ENGINEERING	<b>UNIT OF SERVICE</b> APPLICATION	<b>SERVICE RECIPIENT</b>	
<b>DESCRIPTION OF SERVICE</b>  To inspect the grading for a project to assure that it was done according to approved plans.			
<b>CURRENT FEE STRUCTURE</b>  \$174.55 - permit issuance fee 1 to 1,000 cu.yds - \$476.42 plus \$114.34/100 CY or fraction thereof in excess of 100 cubic yards 1,001-10,000 cu.yds - \$1,929.16 plus \$135.43/1K CY or fraction thereof in excess of 1K cu.yds 10,001-100K cu.yds - \$3,146.86 plus \$86.40/1K CY or fraction thereof in excess of 10K cu.yds 100,001 CY and above - \$10,933.62 plus \$215.50/10K CY or fraction thereof in excess of 100K cu.yds (Volume is the total Cut+Fill+Over Excavation in CY)			
<b>REVENUE AND COST COMPARISON</b>			
<b>UNIT REVENUE:</b>	<b>\$6,002.80</b>	<b>TOTAL REVENUE:</b>	<b>\$30,014</b>
<b>UNIT COST:</b>	<b>\$4,882.20</b>	<b>TOTAL COST:</b>	<b>\$24,411</b>
<b>UNIT PROFIT (SUBSIDY):</b>	<b>\$1,120.60</b>	<b>TOTAL PROFIT (SUBSIDY):</b>	<b>\$5,603</b>
<b>TOTAL UNITS:</b>	<b>5</b>	<b>PCT. COST RECOVERY:</b>	<b>122.95%</b>
<b>SUGGESTED FEE FOR COST RECOVERY OF: 100%</b>  \$135 - permit issuance fee Fee based on Grading Volume in Cubic Yards (CY) = Total Cut + Fill + Over Excavation: 1 to 100 CY - \$1,048 Minimum 101 to 1,000 CY - \$1,048 plus \$2.59/CY over 100 CY 1,001 to 10,000 CY - \$3,379 plus \$25.92/100CY over 1,000 CY 10,001 to 100,000 CY - \$ 5,712 plus \$11.23/100 CY over 10,000 CY Greater than 100,000 CY - \$15,819 plus \$7.91/100 CY over 100,000 CY			

**CITY OF WEST COVINA  
COST DETAIL WORKSHEET  
FY 2022-23**

<b>SERVICE</b>				<b>REFERENCE NO.</b>		
<b>INSPECTION-GRADING</b>				<b>S-062</b>		
<b>NOTE</b>				<b>TOTAL UNITS</b>		
Unit Costs are an Average of Total Units				<b>5</b>		
<u>DEPARTMENT</u>	<u>POSITION</u>	<u>TYPE</u>	<u>UNIT TIME</u>	<u>UNIT COST</u>	<u>ANN. UNITS</u>	<u>TOTAL COST</u>
GENL ENGINEERING	ENG.TECHNICIAN-C	Minimum <=100 CY	2.00	\$270.20	1	\$270
GENL ENGINEERING	PUB.WKS.INSPECT-C	Minimum <=100 CY	4.00	\$777.68	1	\$778
		<b>TYPE SUBTOTAL</b>	<b>6.00</b>	<b>\$1,047.88</b>		<b>\$1,048</b>
GENL ENGINEERING	PUB.WKS.INSPECT-C	>100, <=1K CY	12.00	\$2,333.04	1	\$2,333
		<b>TYPE SUBTOTAL</b>	<b>12.00</b>	<b>\$2,333.04</b>		<b>\$2,333</b>
GENL ENGINEERING	PUB.WKS.INSPECT-C	>1K, <=10K CY	12.00	\$2,333.04	1	\$2,333
		<b>TYPE SUBTOTAL</b>	<b>12.00</b>	<b>\$2,333.04</b>		<b>\$2,333</b>
GENL ENGINEERING	PUB.WKS.INSPECT-C	>10K, <=100K CY	52.00	\$10,109.84	1	\$10,110
		<b>TYPE SUBTOTAL</b>	<b>52.00</b>	<b>\$10,109.84</b>		<b>\$10,110</b>
GENL ENGINEERING	ENG.TECHNICIAN-C	+ >100K, <=200K CY	1.00	\$135.10	1	\$135
GENL ENGINEERING	PUB.WKS.INSPECT-C	>100K, <=200K CY	40.00	\$7,776.80	1	\$7,777
		<b>TYPE SUBTOTAL</b>	<b>41.00</b>	<b>\$7,911.90</b>		<b>\$7,912</b>
GENL ENGINEERING	ENG.TECHNICIAN-C	Permit Issuance	1.00	\$135.10	5	\$676
		<b>TYPE SUBTOTAL</b>	<b>1.00</b>	<b>\$135.10</b>		<b>\$676</b>
<b>TOTALS</b>			<b>124.00</b>	<b>\$4,882.20</b>		<b>\$24,411</b>

**CITY OF WEST COVINA  
REVENUE AND COST SUMMARY WORKSHEET  
FY 2022-23**

<b>SERVICE</b> <b>INSPECTION-CURB/GUTTER/SIDEWALK</b>		<b>REFERENCE NO.</b> <b>S-063</b>	
<b>PRIMARY DEPARTMENT</b> CD-ENGINEERING	<b>UNIT OF SERVICE</b> APPLICATION	<b>SERVICE RECIPIENT</b>	
<b>DESCRIPTION OF SERVICE</b>  To inspect the repair or replacement of curb, gutter and/or sidewalk to assure that work was performed according to approved plans.			
<b>CURRENT FEE STRUCTURE</b>  \$174.55 - permit issuance fee \$140.27 - Pre-Inspection fee for each site visit \$484.17 - 50LF - 250LF plus \$2.40/LF in excess of 50LF \$961.08 - 250LF - 500LF plus \$1.62/LF in excess of 250LF Actual Cost - 501LF and over			
<b>REVENUE AND COST COMPARISON</b>			
<b>UNIT REVENUE:</b>	<b>\$0.00</b>	<b>TOTAL REVENUE:</b>	<b>\$0</b>
<b>UNIT COST:</b>	<b>\$3,727.00</b>	<b>TOTAL COST:</b>	<b>\$3,727</b>
<b>UNIT PROFIT (SUBSIDY):</b>	<b>\$(3,727.00)</b>	<b>TOTAL PROFIT (SUBSIDY):</b>	<b>\$(3,727)</b>
<b>TOTAL UNITS:</b>	<b>1</b>	<b>PCT. COST RECOVERY:</b>	<b>0.00%</b>
<b>SUGGESTED FEE FOR COST RECOVERY OF: 100%</b>  \$135 - permit issuance fee \$330 - Pre-Inspection fee for each site visit Fee based on Lineal Feet (LF): 1 to 50 LF - \$390 Minimum 50 to 250 LF - \$390 plus \$5.83 per LF in excess of 50 LF 250 to 500LF - \$1,556 plus \$1.62/LF in excess of 250LF 501LF and over - \$2,334 plus the lesser of \$1.62/LF or actual cost			

**CITY OF WEST COVINA  
COST DETAIL WORKSHEET  
FY 2022-23**

<b>SERVICE</b> <b>INSPECTION-CURB/GUTTER/SIDEWALK</b>					<b>REFERENCE NO.</b> <b>S-063</b>		
<b>NOTE</b> Unit Costs are an Average of Total Units					<b>TOTAL UNITS</b> <b>1</b>		
<u>DEPARTMENT</u>	<u>POSITION</u>	<u>TYPE</u>	<u>UNIT TIME</u>	<u>UNIT COST</u>	<u>ANN. UNITS</u>	<u>TOTAL COST</u>	
GENL ENGINEERING	ENG.TECHNICIAN-C	Pre-Insp & <=50 LF	1.00	\$135.10	3	\$405	
GENL ENGINEERING	PUB.WKS.INSPECT-C	Pre-Insp	1.00	\$194.42	3	\$583	
<b>TYPE SUBTOTAL</b>			<b>2.00</b>	<b>\$329.52</b>		<b>\$989</b>	
GENL ENGINEERING	PUB.WKS.INSPECT-C	Minimum <=50LF	2.00	\$388.84	1	\$389	
<b>TYPE SUBTOTAL</b>			<b>2.00</b>	<b>\$388.84</b>		<b>\$389</b>	
GENL ENGINEERING	PUB.WKS.INSPECT-C	>50, <=250 LF	6.00	\$1,166.52	1	\$1,167	
<b>TYPE SUBTOTAL</b>			<b>6.00</b>	<b>\$1,166.52</b>		<b>\$1,167</b>	
GENL ENGINEERING	PUB.WKS.INSPECT-C	>250, <=500 LF	4.00	\$777.68	1	\$778	
<b>TYPE SUBTOTAL</b>			<b>4.00</b>	<b>\$777.68</b>		<b>\$778</b>	
GENL ENGINEERING	ENG.TECHNICIAN-C	Permit Issuance	1.00	\$135.10	3	\$405	
<b>TYPE SUBTOTAL</b>			<b>1.00</b>	<b>\$135.10</b>		<b>\$405</b>	
<b>TOTALS</b>			<b>15.00</b>	<b>\$3,727.00</b>		<b>\$3,727</b>	

**CITY OF WEST COVINA  
REVENUE AND COST SUMMARY WORKSHEET  
FY 2022-23**

<b>SERVICE</b> <b>INSPECTION-DRIVEWAY APPROACH</b>		<b>REFERENCE NO.</b> <b>S-064</b>	
<b>PRIMARY DEPARTMENT</b> CD-ENGINEERING	<b>UNIT OF SERVICE</b> APPLICATION	<b>SERVICE RECIPIENT</b>	
<b>DESCRIPTION OF SERVICE</b>  To inspect the construction of a driveway approach to assure that work was performed according to approved plans.			
<b>CURRENT FEE STRUCTURE</b>  \$174.55 - permit issuance fee \$140.27 - Pre-Inspection fee for each site visit \$625.48 - Residential Driveway Approach \$770.94 - Commercial Driveway Approach			
<b>REVENUE AND COST COMPARISON</b>			
<b>UNIT REVENUE:</b>	<b>\$427.75</b>	<b>TOTAL REVENUE:</b>	<b>\$1,711</b>
<b>UNIT COST:</b>	<b>\$1,256.00</b>	<b>TOTAL COST:</b>	<b>\$5,024</b>
<b>UNIT PROFIT (SUBSIDY):</b>	<b>\$(828.25)</b>	<b>TOTAL PROFIT (SUBSIDY):</b>	<b>\$(3,313)</b>
<b>TOTAL UNITS:</b>	<b>4</b>	<b>PCT. COST RECOVERY:</b>	<b>34.06%</b>
<b>SUGGESTED FEE FOR COST RECOVERY OF: 100%</b>  \$135 - permit issuance fee \$330 - Pre-Inspection fee for each site visit \$670 - Residential Driveway Approach \$915 - Commercial Driveway Approach			

**CITY OF WEST COVINA  
COST DETAIL WORKSHEET  
FY 2022-23**

<b>SERVICE</b> <b>INSPECTION-DRIVEWAY APPROACH</b>					<b>REFERENCE NO.</b> <b>S-064</b>		
<b>NOTE</b> Unit Costs are an Average of Total Units					<b>TOTAL UNITS</b> <b>4</b>		
<u>DEPARTMENT</u>	<u>POSITION</u>	<u>TYPE</u>	<u>UNIT TIME</u>	<u>UNIT COST</u>	<u>ANN. UNITS</u>	<u>TOTAL COST</u>	
GENL ENGINEERING	ENG.TECHNICIAN-C	Pre-Inspection	1.00	\$135.10	4	\$540	
GENL ENGINEERING	PUB.WKS.INSPECT-C	Pre-Inspection	1.00	\$194.42	4	\$778	
<b>TYPE SUBTOTAL</b>			<b>2.00</b>	<b>\$329.52</b>		<b>\$1,318</b>	
GENL ENGINEERING	ENG.TECHNICIAN-C	Res'l Dvway Appch.	1.00	\$135.10	2	\$270	
GENL ENGINEERING	PUB.WKS.INSPECT-C	Res'l Driveway	2.75	\$534.66	2	\$1,069	
<b>TYPE SUBTOTAL</b>			<b>3.75</b>	<b>\$669.76</b>		<b>\$1,340</b>	
GENL ENGINEERING	ENG.TECHNICIAN-C	Com'l Dvway Appch	1.00	\$135.10	2	\$270	
GENL ENGINEERING	PUB.WKS.INSPECT-C	Com'l Driveway	4.00	\$777.68	2	\$1,555	
<b>TYPE SUBTOTAL</b>			<b>5.00</b>	<b>\$912.78</b>		<b>\$1,826</b>	
GENL ENGINEERING	ENG.TECHNICIAN-C	Permit Issuance	1.00	\$135.10	4	\$540	
<b>TYPE SUBTOTAL</b>			<b>1.00</b>	<b>\$135.10</b>		<b>\$540</b>	
<b>TOTALS</b>			<b>11.75</b>	<b>\$1,256.00</b>		<b>\$5,024</b>	

**CITY OF WEST COVINA  
REVENUE AND COST SUMMARY WORKSHEET  
FY 2022-23**

<b>SERVICE</b> <b>INSPECTION-CURB DRAIN</b>		<b>REFERENCE NO.</b> <b>S-065</b>	
<b>PRIMARY DEPARTMENT</b> CD-ENGINEERING	<b>UNIT OF SERVICE</b> APPLICATION	<b>SERVICE RECIPIENT</b>	
<b>DESCRIPTION OF SERVICE</b>  To inspect the construction of a curb drain to assure that work was performed according to approved plans.			
<b>CURRENT FEE STRUCTURE</b>  \$174.55 - permit issuance fee \$140.27 - Pre-Inspection fee for each site visit \$181.83 - 4" Core Drill or Box Culvert			
<b>REVENUE AND COST COMPARISON</b>			
<b>UNIT REVENUE:</b>	<b>\$165.67</b>	<b>TOTAL REVENUE:</b>	<b>\$497</b>
<b>UNIT COST:</b>	<b>\$659.00</b>	<b>TOTAL COST:</b>	<b>\$1,977</b>
<b>UNIT PROFIT (SUBSIDY):</b>	<b>\$(493.33)</b>	<b>TOTAL PROFIT (SUBSIDY):</b>	<b>\$(1,480)</b>
<b>TOTAL UNITS:</b>	<b>3</b>	<b>PCT. COST RECOVERY:</b>	<b>25.14%</b>
<b>SUGGESTED FEE FOR COST RECOVERY OF: 100%</b>  \$135 - permit issuance fee \$330 - Pre-Inspection fee for each site visit \$195 - 4" Core Drill or Box Culvert			



**CITY OF WEST COVINA  
COST DETAIL WORKSHEET  
FY 2022-23**

<b>SERVICE</b> <b>INSPECTION-CURB DRAIN</b>					<b>REFERENCE NO.</b> <b>S-065</b>		
<b>NOTE</b> Unit Costs are an Average of Total Units					<b>TOTAL UNITS</b> <b>3</b>		
<u>DEPARTMENT</u>	<u>POSITION</u>	<u>TYPE</u>	<u>UNIT TIME</u>	<u>UNIT COST</u>	<u>ANN. UNITS</u>	<u>TOTAL COST</u>	
GENL ENGINEERING	ENG.TECHNICIAN-C	Pre-Insp + Core/Culv	1.00	\$135.10	3	\$405	
GENL ENGINEERING	PUB.WKS.INSPECT-C	Pre-Insp	1.00	\$194.42	3	\$583	
<b>TYPE SUBTOTAL</b>			<b>2.00</b>	<b>\$329.52</b>		<b>\$989</b>	
GENL ENGINEERING	PUB.WKS.INSPECT-C	4" Core/Box Culvert	1.00	\$194.42	3	\$583	
<b>TYPE SUBTOTAL</b>			<b>1.00</b>	<b>\$194.42</b>		<b>\$583</b>	
GENL ENGINEERING	ENG.TECHNICIAN-C	Permit Issuance	1.00	\$135.10	3	\$405	
<b>TYPE SUBTOTAL</b>			<b>1.00</b>	<b>\$135.10</b>		<b>\$405</b>	
<b>TOTALS</b>			<b>4.00</b>	<b>\$659.00</b>		<b>\$1,977</b>	

**CITY OF WEST COVINA  
REVENUE AND COST SUMMARY WORKSHEET  
FY 2022-23**

<b>SERVICE</b> <b>INSPECTION-A.C./P.C.C. PAVING</b>		<b>REFERENCE NO.</b> <b>S-066</b>	
<b>PRIMARY DEPARTMENT</b> CD-ENGINEERING	<b>UNIT OF SERVICE</b> APPLICATION	<b>SERVICE RECIPIENT</b>	
<b>DESCRIPTION OF SERVICE</b>  To inspect street paving with asphaltic concrete or portland cement concrete to assure that work was performed according to approved plans.			
<b>CURRENT FEE STRUCTURE</b>  \$174.55 - permit issuance fee \$140.27 - Pre-Inspection fee for each site visit \$877.96 - Paving 500 sq.ft or less Actual Cost - Greater than 500 sq.ft			
<b>REVENUE AND COST COMPARISON</b>			
<b>UNIT REVENUE:</b>	<b>\$397.67</b>	<b>TOTAL REVENUE:</b>	<b>\$1,193</b>
<b>UNIT COST:</b>	<b>\$1,825.67</b>	<b>TOTAL COST:</b>	<b>\$5,477</b>
<b>UNIT PROFIT (SUBSIDY):</b>	<b>\$(1,428.00)</b>	<b>TOTAL PROFIT (SUBSIDY):</b>	<b>\$(4,284)</b>
<b>TOTAL UNITS:</b>	<b>3</b>	<b>PCT. COST RECOVERY:</b>	<b>21.78%</b>
<b>SUGGESTED FEE FOR COST RECOVERY OF: 100%</b>  \$135 - permit issuance fee \$330 - Pre-Inspection fee for each site visit \$1,360 - Paving 500 sq.ft or less Actual Cost - Greater than 500 sq.ft			

**CITY OF WEST COVINA  
COST DETAIL WORKSHEET  
FY 2022-23**

<b>SERVICE</b> <b>INSPECTION-A.C./P.C.C. PAVING</b>					<b>REFERENCE NO.</b> <b>S-066</b>		
<b>NOTE</b> Unit Costs are an Average of Total Units					<b>TOTAL UNITS</b> <b>3</b>		
<b><u>DEPARTMENT</u></b>	<b><u>POSITION</u></b>	<b><u>TYPE</u></b>	<b><u>UNIT TIME</u></b>	<b><u>UNIT COST</u></b>	<b><u>ANN. UNITS</u></b>	<b><u>TOTAL COST</u></b>	
GENL ENGINEERING	ENG.TECHNICIAN-C	Pre-Insp & Minimum	1.00	\$135.10	3	\$405	
GENL ENGINEERING	PUB.WKS.INSPECT-C	Pre-Insp	1.00	\$194.42	3	\$583	
<b>TYPE SUBTOTAL</b>			<b>2.00</b>	<b>\$329.52</b>		<b>\$989</b>	
GENL ENGINEERING	PUB.WKS.INSPECT-C	Minimum <=500 Sq.Ft.	7.00	\$1,360.94	3	\$4,083	
<b>TYPE SUBTOTAL</b>			<b>7.00</b>	<b>\$1,360.94</b>		<b>\$4,083</b>	
GENL ENGINEERING	ENG.TECHNICIAN-C	Permit Issuance	1.00	\$135.10	3	\$405	
<b>TYPE SUBTOTAL</b>			<b>1.00</b>	<b>\$135.10</b>		<b>\$405</b>	
<b>TOTALS</b>			<b>10.00</b>	<b>\$1,825.67</b>		<b>\$5,477</b>	

**CITY OF WEST COVINA  
REVENUE AND COST SUMMARY WORKSHEET  
FY 2022-23**

<b>SERVICE</b> <b>INSPECTION-EXCAVATION</b>		<b>REFERENCE NO.</b> <b>S-067</b>	
<b>PRIMARY DEPARTMENT</b> CD-ENGINEERING	<b>UNIT OF SERVICE</b> APPLICATION	<b>SERVICE RECIPIENT</b>	
<b>DESCRIPTION OF SERVICE</b>  To inspect an excavation in the public right-of-way to assure that work was performed according to approved plans.			
<b>CURRENT FEE STRUCTURE</b>  \$174.55 - Permit issuance fee \$140.27 - Pre-Inspection fee for each site visit \$317.93 - Per Permit \$628.60 - Joint trench excavation permits for each dry utility \$447.81 - Road Closure (construction or excavation work)			
<b>REVENUE AND COST COMPARISON</b>			
<b>UNIT REVENUE:</b>	<b>\$347.75</b>	<b>TOTAL REVENUE:</b>	<b>\$1,391</b>
<b>UNIT COST:</b>	<b>\$1,242.25</b>	<b>TOTAL COST:</b>	<b>\$4,969</b>
<b>UNIT PROFIT (SUBSIDY):</b>	<b>\$(894.50)</b>	<b>TOTAL PROFIT (SUBSIDY):</b>	<b>\$(3,578)</b>
<b>TOTAL UNITS:</b>	<b>4</b>	<b>PCT. COST RECOVERY:</b>	<b>27.99%</b>
<b>SUGGESTED FEE FOR COST RECOVERY OF: 100%</b>  \$135 - Permit issuance fee \$330 - Pre-Inspection fee for each site visit \$780 - Joint trench excavation permits for each dry utility \$780 - Road Closure (construction or excavation work)			

**CITY OF WEST COVINA  
COST DETAIL WORKSHEET  
FY 2022-23**

<b>SERVICE</b> <b>INSPECTION-EXCAVATION</b>					<b>REFERENCE NO.</b> <b>S-067</b>		
<b>NOTE</b> Unit Costs are an Average of Total Units					<b>TOTAL UNITS</b> <b>4</b>		
<b><u>DEPARTMENT</u></b>	<b><u>POSITION</u></b>	<b><u>TYPE</u></b>	<b><u>UNIT TIME</u></b>	<b><u>UNIT COST</u></b>	<b><u>ANN. UNITS</u></b>	<b><u>TOTAL COST</u></b>	
GENL ENGINEERING	ENG.TECHNICIAN-C	Pre-Insp +	1.00	\$135.10	4	\$540	
GENL ENGINEERING	PUB.WKS.INSPECT-C	Pre-Insp	1.00	\$194.42	4	\$778	
<b>TYPE SUBTOTAL</b>			<b>2.00</b>	<b>\$329.52</b>		<b>\$1,318</b>	
GENL ENGINEERING	PUB.WKS.INSPECT-C	Jt.Trench-Ea,Dry Ut	4.00	\$777.68	2	\$1,555	
<b>TYPE SUBTOTAL</b>			<b>4.00</b>	<b>\$777.68</b>		<b>\$1,555</b>	
GENL ENGINEERING	PUB.WKS.INSPECT-C	Road Closure	4.00	\$777.68	2	\$1,555	
<b>TYPE SUBTOTAL</b>			<b>4.00</b>	<b>\$777.68</b>		<b>\$1,555</b>	
GENL ENGINEERING	ENG.TECHNICIAN-C	Permit Issuance	1.00	\$135.10	4	\$540	
<b>TYPE SUBTOTAL</b>			<b>1.00</b>	<b>\$135.10</b>		<b>\$540</b>	
<b>TOTALS</b>			<b>11.00</b>	<b>\$1,242.25</b>		<b>\$4,969</b>	

**CITY OF WEST COVINA  
REVENUE AND COST SUMMARY WORKSHEET  
FY 2022-23**

<b>SERVICE</b> <b>INSPECTION-NEW TREE WELL CONSTRUCT.</b>		<b>REFERENCE NO.</b> <b>S-068</b>	
<b>PRIMARY DEPARTMENT</b> CD-ENGINEERING	<b>UNIT OF SERVICE</b> APPLICATION	<b>SERVICE RECIPIENT</b>	
<b>DESCRIPTION OF SERVICE</b>  To inspect the construction of a new tree well to assure that work was performed according to approved plans.			
<b>CURRENT FEE STRUCTURE</b>  \$174.55 - permit issuance fee \$140.27 - Pre-Inspection fee for each site visit \$406.25 - Each well diameter 8" or less, and depth of 50' or less Actual Cost - Well diameter greater than 8" or depth greater than 50'			
<b><u>REVENUE AND COST COMPARISON</u></b>			
<b>UNIT REVENUE:</b>	<b>\$575.25</b>	<b>TOTAL REVENUE:</b>	<b>\$2,301</b>
<b>UNIT COST:</b>	<b>\$1,096.50</b>	<b>TOTAL COST:</b>	<b>\$4,386</b>
<b>UNIT PROFIT (SUBSIDY):</b>	<b>\$(521.25)</b>	<b>TOTAL PROFIT (SUBSIDY):</b>	<b>\$(2,085)</b>
<b>TOTAL UNITS:</b>	<b>4</b>	<b>PCT. COST RECOVERY:</b>	<b>52.46%</b>
<b>SUGGESTED FEE FOR COST RECOVERY OF: 100%</b>  \$135 - Permit issuance fee \$330 - Pre-Inspection fee for each site visit \$585 - Each well diameter 8" or less, and depth of 50' or less \$780 - Well diameter greater than 8" or depth greater than 50'			

**CITY OF WEST COVINA  
COST DETAIL WORKSHEET  
FY 2022-23**

<b>SERVICE</b> <b>INSPECTION-NEW TREE WELL CONSTRUCT.</b>					<b>REFERENCE NO.</b> <b>S-068</b>		
<b>NOTE</b> Unit Costs are an Average of Total Units					<b>TOTAL UNITS</b> <b>4</b>		
<u>DEPARTMENT</u>	<u>POSITION</u>	<u>TYPE</u>	<u>UNIT TIME</u>	<u>UNIT COST</u>	<u>ANN. UNITS</u>	<u>TOTAL COST</u>	
GENL ENGINEERING	ENG.TECHNICIAN-C	Pre-Insp +	1.00	\$135.10	4	\$540	
GENL ENGINEERING	PUB.WKS.INSPECT-C	Pre-Insp	1.00	\$194.42	4	\$778	
<b>TYPE SUBTOTAL</b>			<b>2.00</b>	<b>\$329.52</b>		<b>\$1,318</b>	
GENL ENGINEERING	PUB.WKS.INSPECT-C	<=8" Dia.&<=50' Deep	3.00	\$583.26	3	\$1,750	
<b>TYPE SUBTOTAL</b>			<b>3.00</b>	<b>\$583.26</b>		<b>\$1,750</b>	
GENL ENGINEERING	PUB.WKS.INSPECT-C	>8" Dia.Or >50' Deep	4.00	\$777.68	1	\$778	
<b>TYPE SUBTOTAL</b>			<b>4.00</b>	<b>\$777.68</b>		<b>\$778</b>	
GENL ENGINEERING	ENG.TECHNICIAN-C	Permit Issuance	1.00	\$135.10	4	\$540	
<b>TYPE SUBTOTAL</b>			<b>1.00</b>	<b>\$135.10</b>		<b>\$540</b>	
<b>TOTALS</b>			<b>10.00</b>	<b>\$1,096.50</b>		<b>\$4,386</b>	

**CITY OF WEST COVINA  
REVENUE AND COST SUMMARY WORKSHEET  
FY 2022-23**

<b>SERVICE</b> <b>INSPECTION-SEWER CONSTR.BY OWNER</b>		<b>REFERENCE NO.</b> <b>S-069</b>	
<b>PRIMARY DEPARTMENT</b> CD-ENGINEERING	<b>UNIT OF SERVICE</b> APPLICATION	<b>SERVICE RECIPIENT</b>	
<b>DESCRIPTION OF SERVICE</b>  To inspect sewer line installation and/or cesspool backfill performed by the property owner to assure that work was performed according to approved plans.			
<b>CURRENT FEE STRUCTURE</b>  \$174.55 - permit issuance fee \$140.27 - Pre-Inspection fee for each site visit \$160.01 - each			
<b>REVENUE AND COST COMPARISON</b>			
<b>UNIT REVENUE:</b>	<b>\$158.33</b>	<b>TOTAL REVENUE:</b>	<b>\$475</b>
<b>UNIT COST:</b>	<b>\$1,242.33</b>	<b>TOTAL COST:</b>	<b>\$3,727</b>
<b>UNIT PROFIT (SUBSIDY):</b>	<b>\$(1,084.00)</b>	<b>TOTAL PROFIT (SUBSIDY):</b>	<b>\$(3,252)</b>
<b>TOTAL UNITS:</b>	<b>3</b>	<b>PCT. COST RECOVERY:</b>	<b>12.74%</b>
<b>SUGGESTED FEE FOR COST RECOVERY OF: 100%</b>  \$135 - Permit issuance fee \$330 - Pre-Inspection fee for each site visit \$780 - each inspection			



**CITY OF WEST COVINA  
COST DETAIL WORKSHEET  
FY 2022-23**

<b>SERVICE</b> <b>INSPECTION-SEWER CONSTR.BY OWNER</b>					<b>REFERENCE NO.</b> <b>S-069</b>		
<b>NOTE</b> Unit Costs are an Average of Total Units					<b>TOTAL UNITS</b> <b>3</b>		
<u>DEPARTMENT</u>	<u>POSITION</u>	<u>TYPE</u>	<u>UNIT TIME</u>	<u>UNIT COST</u>	<u>ANN. UNITS</u>	<u>TOTAL COST</u>	
GENL ENGINEERING	ENG.TECHNICIAN-C	Pre-Insp +	1.00	\$135.10	3	\$405	
GENL ENGINEERING	PUB.WKS.INSPECT-C	Pre-Insp	1.00	\$194.42	3	\$583	
<b>TYPE SUBTOTAL</b>			<b>2.00</b>	<b>\$329.52</b>		<b>\$989</b>	
GENL ENGINEERING	PUB.WKS.INSPECT-C	Ea.Inspection	4.00	\$777.68	3	\$2,333	
<b>TYPE SUBTOTAL</b>			<b>4.00</b>	<b>\$777.68</b>		<b>\$2,333</b>	
GENL ENGINEERING	ENG.TECHNICIAN-C	Permit Issuance	1.00	\$135.10	3	\$405	
<b>TYPE SUBTOTAL</b>			<b>1.00</b>	<b>\$135.10</b>		<b>\$405</b>	
<b>TOTALS</b>			<b>7.00</b>	<b>\$1,242.33</b>		<b>\$3,727</b>	

**CITY OF WEST COVINA  
REVENUE AND COST SUMMARY WORKSHEET  
FY 2022-23**

<b>SERVICE</b> <b>INSPECT.-SWR CONN./ADD'N TO HSE.CON</b>		<b>REFERENCE NO.</b> <b>S-070</b>	
<b>PRIMARY DEPARTMENT</b> CD-ENGINEERING	<b>UNIT OF SERVICE</b> APPLICATION	<b>SERVICE RECIPIENT</b>	
<b>DESCRIPTION OF SERVICE</b>  To inspect a new sewer connection or an additional house sewer connection to assure that work was performed according to approved plans.			
<b>CURRENT FEE STRUCTURE</b>  Based on Valuation: \$174.55 - permit issuance fee \$140.27 - Pre-Inspection fee for each site visit \$100.78 - \$600 or less total valuation \$195.33 - \$601 to \$1,000 \$313.78 - \$1,001 to \$1,500 \$440.54 - \$1,501 to \$2,000 \$560.02 - \$2,001 and over			
<b>REVENUE AND COST COMPARISON</b>			
<b>UNIT REVENUE:</b>	<b>\$456.00</b>	<b>TOTAL REVENUE:</b>	<b>\$1,824</b>
<b>UNIT COST:</b>	<b>\$794.25</b>	<b>TOTAL COST:</b>	<b>\$3,177</b>
<b>UNIT PROFIT (SUBSIDY):</b>	<b>\$(338.25)</b>	<b>TOTAL PROFIT (SUBSIDY):</b>	<b>\$(1,353)</b>
<b>TOTAL UNITS:</b>	<b>4</b>	<b>PCT. COST RECOVERY:</b>	<b>57.41%</b>
<b>SUGGESTED FEE FOR COST RECOVERY OF: 100%</b>  \$270 - permit issuance fee \$330 - Pre-Inspection fee for each site visit Inspection: \$195 Minimum, up to \$1,000 valuation plus \$195 for each additional \$500 or fraction thereof in valuation			

**CITY OF WEST COVINA  
COST DETAIL WORKSHEET  
FY 2022-23**

<b>SERVICE</b> <b>INSPECT.-SWR CONN./ADD'N TO HSE.CON</b>					<b>REFERENCE NO.</b> <b>S-070</b>		
<b>NOTE</b> Unit Costs are an Average of Total Units					<b>TOTAL UNITS</b> <b>4</b>		
<u>DEPARTMENT</u>	<u>POSITION</u>	<u>TYPE</u>	<u>UNIT TIME</u>	<u>UNIT COST</u>	<u>ANN. UNITS</u>	<u>TOTAL COST</u>	
GENL ENGINEERING	ENG.TECHNICIAN-C	Pre-Insp +	1.00	\$135.10	4	\$540	
GENL ENGINEERING	PUB.WKS.INSPECT-C	Pre-Insp	1.00	\$194.42	4	\$778	
<b>TYPE SUBTOTAL</b>			<b>2.00</b>	<b>\$329.52</b>		<b>\$1,318</b>	
GENL ENGINEERING	PUB.WKS.INSPECT-C	Minimum <=\$1K	1.00	\$194.42	2	\$389	
<b>TYPE SUBTOTAL</b>			<b>1.00</b>	<b>\$194.42</b>		<b>\$389</b>	
GENL ENGINEERING	PUB.WKS.INSPECT-C	Ea.Add'l \$500 Val.	1.00	\$194.42	2	\$389	
<b>TYPE SUBTOTAL</b>			<b>1.00</b>	<b>\$194.42</b>		<b>\$389</b>	
GENL ENGINEERING	ENG.TECHNICIAN-C	Permit Issuance	2.00	\$270.20	4	\$1,081	
<b>TYPE SUBTOTAL</b>			<b>2.00</b>	<b>\$270.20</b>		<b>\$1,081</b>	
<b>TOTALS</b>			<b>6.00</b>	<b>\$794.25</b>		<b>\$3,177</b>	

**CITY OF WEST COVINA  
REVENUE AND COST SUMMARY WORKSHEET  
FY 2022-23**

<b>SERVICE</b> <b>INSPECTION-SEWER SADDLE</b>		<b>REFERENCE NO.</b> <b>S-071</b>	
<b>PRIMARY DEPARTMENT</b> CD-ENGINEERING	<b>UNIT OF SERVICE</b> APPLICATION	<b>SERVICE RECIPIENT</b>	
<b>DESCRIPTION OF SERVICE</b>  To inspect the installation of a sewer saddle on a sewer main to assure that work was performed according to approved plans.			
<b>CURRENT FEE STRUCTURE</b>  \$174.55 - permit issuance fee \$140.27 - Pre-Inspection fee for each site visit \$160.01 - each sewer saddle (no excavation/backfill/resurfacing)			
<b>REVENUE AND COST COMPARISON</b>			
<b>UNIT REVENUE:</b>	<b>\$158.33</b>	<b>TOTAL REVENUE:</b>	<b>\$475</b>
<b>UNIT COST:</b>	<b>\$988.67</b>	<b>TOTAL COST:</b>	<b>\$2,966</b>
<b>UNIT PROFIT (SUBSIDY):</b>	<b>\$(830.34)</b>	<b>TOTAL PROFIT (SUBSIDY):</b>	<b>\$(2,491)</b>
<b>TOTAL UNITS:</b>	<b>3</b>	<b>PCT. COST RECOVERY:</b>	<b>16.01%</b>
<b>SUGGESTED FEE FOR COST RECOVERY OF: 100%</b>  \$270 - permit issuance fee \$330 - Pre-Inspection fee for each site visit \$390 - each sewer saddle (no excavation/backfill/resurfacing)			

**CITY OF WEST COVINA  
COST DETAIL WORKSHEET  
FY 2022-23**

<b>SERVICE</b> <b>INSPECTION-SEWER SADDLE</b>				<b>REFERENCE NO.</b> <b>S-071</b>		
<b>NOTE</b> Unit Costs are an Average of Total Units				<b>TOTAL UNITS</b> <b>3</b>		
<u>DEPARTMENT</u>	<u>POSITION</u>	<u>TYPE</u>	<u>UNIT TIME</u>	<u>UNIT COST</u>	<u>ANN. UNITS</u>	<u>TOTAL COST</u>
GENL ENGINEERING	ENG.TECHNICIAN-C	Pre-Insp +	1.00	\$135.10	3	\$405
GENL ENGINEERING	PUB.WKS.INSPECT-C	Pre-Insp	1.00	\$194.42	3	\$583
<b>TYPE SUBTOTAL</b>			<b>2.00</b>	<b>\$329.52</b>		<b>\$989</b>
GENL ENGINEERING	PUB.WKS.INSPECT-C	Saddle Insp.	2.00	\$388.84	3	\$1,167
<b>TYPE SUBTOTAL</b>			<b>2.00</b>	<b>\$388.84</b>		<b>\$1,167</b>
GENL ENGINEERING	ENG.TECHNICIAN-C	Permit Issuance	2.00	\$270.20	3	\$811
<b>TYPE SUBTOTAL</b>			<b>2.00</b>	<b>\$270.20</b>		<b>\$811</b>
<b>TOTALS</b>			<b>6.00</b>	<b>\$988.67</b>		<b>\$2,966</b>

**CITY OF WEST COVINA  
REVENUE AND COST SUMMARY WORKSHEET  
FY 2022-23**

<b>SERVICE</b> <b>INSPECT-BACKFILL CESSPL/SEPTIC TNK</b>		<b>REFERENCE NO.</b> <b>S-072</b>	
<b>PRIMARY DEPARTMENT</b> CD-ENGINEERING	<b>UNIT OF SERVICE</b> APPLICATION	<b>SERVICE RECIPIENT</b>	
<b>DESCRIPTION OF SERVICE</b>  To inspect the backfill of a cesspool or a septic tank to assure that work was performed according to approved plans.			
<b>CURRENT FEE STRUCTURE</b>  \$174.55 - permit issuance fee \$140.27 - Pre-Inspection fee for each site visit \$497.68 - Undergrnd Tank Operating Fee plus \$102.86 for ea.undergrnd storage tank \$1,412.00 - Ann.Mtc.Fee plus \$271.18 for ea.undergrnd storage tank \$1,658.24 - New Const.Plan Clearance plus \$488.33 for ea.undergrnd storage tank \$1,048.35 - Closure Appl. plus \$309.62 for ea.undergrnd storage tank plus five additional fees			
<b>REVENUE AND COST COMPARISON</b>			
<b>UNIT REVENUE:</b>	<b>\$315.00</b>	<b>TOTAL REVENUE:</b>	<b>\$315</b>
<b>UNIT COST:</b>	<b>\$600.00</b>	<b>TOTAL COST:</b>	<b>\$600</b>
<b>UNIT PROFIT (SUBSIDY):</b>	<b>\$(285.00)</b>	<b>TOTAL PROFIT (SUBSIDY):</b>	<b>\$(285)</b>
<b>TOTAL UNITS:</b>	<b>1</b>	<b>PCT. COST RECOVERY:</b>	<b>52.50%</b>
<b>SUGGESTED FEE FOR COST RECOVERY OF: 100%</b>  \$270 - permit issuance fee \$330 - Pre-Inspection fee for each site visit All other work: Fully-Burdened Hourly Rate of staff and consultants against an initial deposit as determined by the C.D.Director.			

**CITY OF WEST COVINA  
COST DETAIL WORKSHEET  
FY 2022-23**

<b>SERVICE</b> <b>INSPECT-BACKFILL CESSPL/SEPTIC TNK</b>				<b>REFERENCE NO.</b> <b>S-072</b>		
<b>NOTE</b> Unit Costs are an Average of Total Units				<b>TOTAL UNITS</b> <b>1</b>		
<u>DEPARTMENT</u>	<u>POSITION</u>	<u>TYPE</u>	<u>UNIT TIME</u>	<u>UNIT COST</u>	<u>ANN. UNITS</u>	<u>TOTAL COST</u>
GENL ENGINEERING	ENG.TECHNICIAN-C	Pre-Insp +	1.00	\$135.10	1	\$135
GENL ENGINEERING	PUB.WKS.INSPECT-C		1.00	\$194.42	1	\$194
<b>TYPE SUBTOTAL</b>			<b>2.00</b>	<b>\$329.52</b>		<b>\$330</b>
GENL ENGINEERING	ENG.TECHNICIAN-C	Permit Issuance	2.00	\$270.20	1	\$270
<b>TYPE SUBTOTAL</b>			<b>2.00</b>	<b>\$270.20</b>		<b>\$270</b>
<b>TOTALS</b>			<b>4.00</b>	<b>\$600.00</b>		<b>\$600</b>

**CITY OF WEST COVINA  
REVENUE AND COST SUMMARY WORKSHEET  
FY 2022-23**

<b>SERVICE</b> <b>INSPECT-SPCL.SWR.CONN/ADDN+PRIV.SYS</b>		<b>REFERENCE NO.</b> <b>S-073</b>	
<b>PRIMARY DEPARTMENT</b> CD-ENGINEERING	<b>UNIT OF SERVICE</b> APPLICATION	<b>SERVICE RECIPIENT</b>	
<b>DESCRIPTION OF SERVICE</b>  To inspect the construction of a sewer line greater than 100 feet as a connection to or addition to a private sewer system to assure that work was performed according to approved plans.			
<b>CURRENT FEE STRUCTURE</b>  Based on Cost Estimation: \$174.55 - permit issuance fee \$140.27 - Pre-Inspection fee for each site visit \$1,679.02 - \$0 to \$20,000 plus 14.59% for cost in excess of \$5K \$3,953.40 - \$20,001 and over plus 11.99% for cost in excess of \$20K			
<b>REVENUE AND COST COMPARISON</b>			
<b>UNIT REVENUE:</b>	<b>\$4,268.00</b>	<b>TOTAL REVENUE:</b>	<b>\$4,268</b>
<b>UNIT COST:</b>	<b>\$7,404.00</b>	<b>TOTAL COST:</b>	<b>\$7,404</b>
<b>UNIT PROFIT (SUBSIDY):</b>	<b>\$(3,136.00)</b>	<b>TOTAL PROFIT (SUBSIDY):</b>	<b>\$(3,136)</b>
<b>TOTAL UNITS:</b>	<b>1</b>	<b>PCT. COST RECOVERY:</b>	<b>57.64%</b>
<b>SUGGESTED FEE FOR COST RECOVERY OF: 100%</b>  \$270 - permit issuance fee \$330 - Pre-Inspection fee for each site visit Based on Project Cost Estimation: \$0 to \$5,000 - \$2,720 Minimum Fee Greater than \$5,000 - \$2,720 plus 9.1% of the project cost in excess of \$5K			



**CITY OF WEST COVINA  
COST DETAIL WORKSHEET  
FY 2022-23**

<b>SERVICE</b> <b>INSPECT-SPCL.SWR.CONN/ADDN+PRIV.SYS</b>					<b>REFERENCE NO.</b> <b>S-073</b>		
<b>NOTE</b> Unit Costs are an Average of Total Units					<b>TOTAL UNITS</b> <b>1</b>		
<u>DEPARTMENT</u>	<u>POSITION</u>	<u>TYPE</u>	<u>UNIT TIME</u>	<u>UNIT COST</u>	<u>ANN. UNITS</u>	<u>TOTAL COST</u>	
GENL ENGINEERING	ENG.TECHNICIAN-C	Pre-Insp +	1.00	\$135.10	1	\$135	
GENL ENGINEERING	PUB.WKS.INSPECT-C	Pre-Insp	1.00	\$194.42	1	\$194	
<b>TYPE SUBTOTAL</b>			<b>2.00</b>	<b>\$329.52</b>		<b>\$330</b>	
GENL ENGINEERING	PUB.WKS.INSPECT-C	Min.Proj.Cost <=\$5K	14.00	\$2,721.88	1	\$2,722	
<b>TYPE SUBTOTAL</b>			<b>14.00</b>	<b>\$2,721.88</b>		<b>\$2,722</b>	
GENL ENGINEERING	PUB.WKS.INSPECT-C	Prj.Cst >\$5K, <=\$20K	21.00	\$4,082.82	1	\$4,083	
<b>TYPE SUBTOTAL</b>			<b>21.00</b>	<b>\$4,082.82</b>		<b>\$4,083</b>	
GENL ENGINEERING	ENG.TECHNICIAN-C	Permit Issuance	2.00	\$270.20	1	\$270	
<b>TYPE SUBTOTAL</b>			<b>2.00</b>	<b>\$270.20</b>		<b>\$270</b>	
<b>TOTALS</b>			<b>39.00</b>	<b>\$7,404.00</b>		<b>\$7,404</b>	

**CITY OF WEST COVINA  
REVENUE AND COST SUMMARY WORKSHEET  
FY 2022-23**

<b>SERVICE</b> <b>INSPECTION-CAPPING SEWER CONNECTION</b>		<b>REFERENCE NO.</b> <b>S-074</b>	
<b>PRIMARY DEPARTMENT</b> CD-ENGINEERING	<b>UNIT OF SERVICE</b> APPLICATION	<b>SERVICE RECIPIENT</b>	
<b>DESCRIPTION OF SERVICE</b>  To inspect the capping of a sewer connection to assure that work was performed according to approved plans.			
<b>CURRENT FEE STRUCTURE</b>  \$174.55 - permit issuance fee \$140.27 - Pre-Inspection fee for each site visit \$12.47 - per front foot with a minimum of \$311.70			
<b>REVENUE AND COST COMPARISON</b>			
<b>UNIT REVENUE:</b>	<b>\$0.00</b>	<b>TOTAL REVENUE:</b>	<b>\$0</b>
<b>UNIT COST:</b>	<b>\$0.00</b>	<b>TOTAL COST:</b>	<b>\$0</b>
<b>UNIT PROFIT (SUBSIDY):</b>	<b>\$0.00</b>	<b>TOTAL PROFIT (SUBSIDY):</b>	<b>\$0</b>
<b>TOTAL UNITS:</b>	<b>0</b>	<b>PCT. COST RECOVERY:</b>	<b>0.00%</b>
<b>SUGGESTED FEE FOR COST RECOVERY OF: 100%</b>  Fully-Burdened Hourly Rate of staff and consultants against an initial deposit as determined by the C.D. Director.			

**CITY OF WEST COVINA  
 COST DETAIL WORKSHEET  
 FY 2022-23**

<b>SERVICE</b> <b>INSPECTION-CAPPING SEWER CONNECTION</b>					<b>REFERENCE NO.</b> <b>S-074</b>		
<b>NOTE</b> Unit Costs are an Average of Total Units					<b>TOTAL UNITS</b> <b>0</b>		
<u>DEPARTMENT</u>	<u>POSITION</u>	<u>TYPE</u>	<u>UNIT TIME</u>	<u>UNIT COST</u>	<u>ANN. UNITS</u>	<u>TOTAL COST</u>	
			0.00	\$0.00	0	\$0	
		<b>TYPE SUBTOTAL</b>	<b>0.00</b>	<b>\$0.00</b>		<b>\$0</b>	
		<b>TOTALS</b>	<b>0.00</b>	<b>\$0.00</b>		<b>\$0</b>	

**CITY OF WEST COVINA  
REVENUE AND COST SUMMARY WORKSHEET  
FY 2022-23**

<b>SERVICE</b> <b>INSPECTION-WATER WELLS</b>		<b>REFERENCE NO.</b> <b>S-075</b>	
<b>PRIMARY DEPARTMENT</b> CD-ENGINEERING	<b>UNIT OF SERVICE</b> APPLICATION	<b>SERVICE RECIPIENT</b>	
<b>DESCRIPTION OF SERVICE</b>  To inspect work associated with a private water well to assure that work was performed according to approved plans.			
<b>CURRENT FEE STRUCTURE</b>  \$174.55 - permit issuance fee \$140.27 - Pre-Inspection fee for each site visit \$606.78 - per unit \$1,007.83 - for construction			
<b>REVENUE AND COST COMPARISON</b>			
<b>UNIT REVENUE:</b>	<b>\$0.00</b>	<b>TOTAL REVENUE:</b>	<b>\$0</b>
<b>UNIT COST:</b>	<b>\$0.00</b>	<b>TOTAL COST:</b>	<b>\$0</b>
<b>UNIT PROFIT (SUBSIDY):</b>	<b>\$0.00</b>	<b>TOTAL PROFIT (SUBSIDY):</b>	<b>\$0</b>
<b>TOTAL UNITS:</b>	<b>0</b>	<b>PCT. COST RECOVERY:</b>	<b>0.00%</b>
<b>SUGGESTED FEE FOR COST RECOVERY OF: 100%</b>  Fully-Burdened Hourly Rate of staff and consultants against an initial deposit as determined by the C.D. Director.			

**CITY OF WEST COVINA  
COST DETAIL WORKSHEET  
FY 2022-23**

<b>SERVICE</b> <b>INSPECTION-WATER WELLS</b>				<b>REFERENCE NO.</b> <b>S-075</b>		
<b>NOTE</b> Unit Costs are an Average of Total Units				<b>TOTAL UNITS</b> <b>0</b>		
<u>DEPARTMENT</u>	<u>POSITION</u>	<u>TYPE</u>	<u>UNIT TIME</u>	<u>UNIT COST</u>	<u>ANN. UNITS</u>	<u>TOTAL COST</u>
			0.00	\$0.00	0	\$0
		TYPE SUBTOTAL	0.00	\$0.00		\$0
		TOTALS	0.00	\$0.00		\$0

**CITY OF WEST COVINA  
REVENUE AND COST SUMMARY WORKSHEET  
FY 2022-23**

<b>SERVICE</b> <b>INSPECTION-STREET TREE INSTALLATION</b>		<b>REFERENCE NO.</b> <b>S-076</b>
<b>PRIMARY DEPARTMENT</b> CD-ENGINEERING	<b>UNIT OF SERVICE</b> APPLICATION	<b>SERVICE RECIPIENT</b>
<b>DESCRIPTION OF SERVICE</b>  To inspect the installation of a street tree to assure that work was performed according to approved plans.		
<b>CURRENT FEE STRUCTURE</b>  \$174.55 - permit issuance fee \$140.27 - Pre-Inspection fee for each site visit \$96.00 - each residential/commercial tree		
<b><u>REVENUE AND COST COMPARISON</u></b>		
<b>UNIT REVENUE:</b>	<b>\$0.00</b>	<b>TOTAL REVENUE:</b>
<b>UNIT COST:</b>	<b>\$0.00</b>	<b>TOTAL COST:</b>
<b>UNIT PROFIT (SUBSIDY):</b>	<b>\$0.00</b>	<b>TOTAL PROFIT (SUBSIDY):</b>
<b>TOTAL UNITS:</b>	<b>0</b>	<b>PCT. COST RECOVERY:</b>
		<b>0.00%</b>
<b>SUGGESTED FEE FOR COST RECOVERY OF: 100%</b>  Fully-Burdened Hourly Rate of staff and consultants against an initial deposit as determined by the C.D. Director.		

**CITY OF WEST COVINA  
COST DETAIL WORKSHEET  
FY 2022-23**

<b>SERVICE</b> <b>INSPECTION-STREET TREE INSTALLATION</b>					<b>REFERENCE NO.</b> <b>S-076</b>		
<b>NOTE</b> Unit Costs are an Average of Total Units					<b>TOTAL UNITS</b> <b>0</b>		
<u>DEPARTMENT</u>	<u>POSITION</u>	<u>TYPE</u>	<u>UNIT TIME</u>	<u>UNIT COST</u>	<u>ANN. UNITS</u>	<u>TOTAL COST</u>	
			0.00	\$0.00	0	\$0	
		<b>TYPE SUBTOTAL</b>	<b>0.00</b>	<b>\$0.00</b>		<b>\$0</b>	
		<b>TOTALS</b>	<b>0.00</b>	<b>\$0.00</b>		<b>\$0</b>	

**CITY OF WEST COVINA  
REVENUE AND COST SUMMARY WORKSHEET  
FY 2022-23**

<b>SERVICE</b> <b>INSPECT-STR.OBSTRUCTION/ENCROACH.</b>		<b>REFERENCE NO.</b> <b>S-077</b>	
<b>PRIMARY DEPARTMENT</b> CD-ENGINEERING	<b>UNIT OF SERVICE</b> APPLICATION	<b>SERVICE RECIPIENT</b>	
<b>DESCRIPTION OF SERVICE</b>  To inspect the obstruction and/or encroachment into the public right-of-way to assure that work was performed according to approved plans.			
<b>CURRENT FEE STRUCTURE</b>  \$174.55 - permit issuance fee \$317.93 - Each permit in addition to permit issuance \$289.88 - Inspect Lane Closure Detour \$348.07 - Inspect Awnings per Address \$384.43 - Inspect temporary storage of construction material \$602.62 - Inspect Monitoring of Existing Wells \$451.97 - Inspect Crane Operations \$384.43 - Inspect Filming Permits - Road			
<b>REVENUE AND COST COMPARISON</b>			
<b>UNIT REVENUE:</b>	<b>\$546.40</b>	<b>TOTAL REVENUE:</b>	<b>\$2,732</b>
<b>UNIT COST:</b>	<b>\$601.80</b>	<b>TOTAL COST:</b>	<b>\$3,009</b>
<b>UNIT PROFIT (SUBSIDY):</b>	<b>\$(55.40)</b>	<b>TOTAL PROFIT (SUBSIDY):</b>	<b>\$(277)</b>
<b>TOTAL UNITS:</b>	<b>5</b>	<b>PCT. COST RECOVERY:</b>	<b>90.79%</b>
<b>SUGGESTED FEE FOR COST RECOVERY OF: 100%</b>  \$135 - Permit issuance fee \$390 - Inspect Lane Closure Detour \$390 - Inspect Awnings per Address \$390 - Inspect temporary storage of construction material \$585 - Inspect Crane Operations \$585 - Inspect Filming Permits - Road			



**CITY OF WEST COVINA  
COST DETAIL WORKSHEET  
FY 2022-23**

<b>SERVICE</b> <b>INSPECT-STR.OBSTRUCTION/ENCROACH.</b>				<b>REFERENCE NO.</b> <b>S-077</b>		
<b>NOTE</b> Unit Costs are an Average of Total Units				<b>TOTAL UNITS</b> <b>5</b>		
<u>DEPARTMENT</u>	<u>POSITION</u>	<u>TYPE</u>	<u>UNIT TIME</u>	<u>UNIT COST</u>	<u>ANN. UNITS</u>	<u>TOTAL COST</u>
GENL ENGINEERING	PUB.WKS.INSPECT-C	Lane Closure Detour	2.00	\$388.84	1	\$389
		<b>TYPE SUBTOTAL</b>	<b>2.00</b>	<b>\$388.84</b>		<b>\$389</b>
GENL ENGINEERING	PUB.WKS.INSPECT-C	Awning Per Address	2.00	\$388.84	1	\$389
		<b>TYPE SUBTOTAL</b>	<b>2.00</b>	<b>\$388.84</b>		<b>\$389</b>
GENL ENGINEERING	PUB.WKS.INSPECT-C	Temp Store-Const.Mtl	2.00	\$388.84	1	\$389
		<b>TYPE SUBTOTAL</b>	<b>2.00</b>	<b>\$388.84</b>		<b>\$389</b>
GENL ENGINEERING	PUB.WKS.INSPECT-C	Crane Opns	3.00	\$583.26	1	\$583
		<b>TYPE SUBTOTAL</b>	<b>3.00</b>	<b>\$583.26</b>		<b>\$583</b>
GENL ENGINEERING	PUB.WKS.INSPECT-C	Filming Pmt-Road	3.00	\$583.26	1	\$583
		<b>TYPE SUBTOTAL</b>	<b>3.00</b>	<b>\$583.26</b>		<b>\$583</b>
GENL ENGINEERING	ENG.TECHNICIAN-C	Permit Issuance	1.00	\$135.10	5	\$676
		<b>TYPE SUBTOTAL</b>	<b>1.00</b>	<b>\$135.10</b>		<b>\$676</b>
<b>TOTALS</b>			<b>13.00</b>	<b>\$601.80</b>		<b>\$3,009</b>

**CITY OF WEST COVINA  
REVENUE AND COST SUMMARY WORKSHEET  
FY 2022-23**

<b>SERVICE</b> <b>INSPECTION-DYE TEST</b>		<b>REFERENCE NO.</b> <b>S-078</b>	
<b>PRIMARY DEPARTMENT</b> CD-ENGINEERING	<b>UNIT OF SERVICE</b> APPLICATION	<b>SERVICE RECIPIENT</b>	
<b>DESCRIPTION OF SERVICE</b>  To perform a dye test to determine whether the sewer system of a building is connected to the City sewer system.			
<b>CURRENT FEE STRUCTURE</b>  \$174.55 - permit issuance fee \$275.34 - Each Dye Test			
<b>REVENUE AND COST COMPARISON</b>			
<b>UNIT REVENUE:</b>	<b>\$450.00</b>	<b>TOTAL REVENUE:</b>	<b>\$450</b>
<b>UNIT COST:</b>	<b>\$465.00</b>	<b>TOTAL COST:</b>	<b>\$465</b>
<b>UNIT PROFIT (SUBSIDY):</b>	<b>\$(15.00)</b>	<b>TOTAL PROFIT (SUBSIDY):</b>	<b>\$(15)</b>
<b>TOTAL UNITS:</b>	<b>1</b>	<b>PCT. COST RECOVERY:</b>	<b>96.77%</b>
<b>SUGGESTED FEE FOR COST RECOVERY OF: 100%</b>  \$135 - Permit issuance fee \$330 - Each Dye Test			

**CITY OF WEST COVINA  
COST DETAIL WORKSHEET  
FY 2022-23**

<b>SERVICE</b> <b>INSPECTION-DYE TEST</b>					<b>REFERENCE NO.</b> <b>S-078</b>		
<b>NOTE</b> Unit Costs are an Average of Total Units					<b>TOTAL UNITS</b> <b>1</b>		
<b><u>DEPARTMENT</u></b>	<b><u>POSITION</u></b>	<b><u>TYPE</u></b>	<b><u>UNIT TIME</u></b>	<b><u>UNIT COST</u></b>	<b><u>ANN. UNITS</u></b>	<b><u>TOTAL COST</u></b>	
GENL ENGINEERING	ENG.TECHNICIAN-C	Each Test	1.00	\$135.10	1	\$135	
GENL ENGINEERING	PUB.WKS.INSPECT-C	Ea.Test	1.00	\$194.42	1	\$194	
<b>TYPE SUBTOTAL</b>			<b>2.00</b>	<b>\$329.52</b>		<b>\$330</b>	
GENL ENGINEERING	ENG.TECHNICIAN-C	Permit Issuance	1.00	\$135.10	1	\$135	
<b>TYPE SUBTOTAL</b>			<b>1.00</b>	<b>\$135.10</b>		<b>\$135</b>	
<b>TOTALS</b>			<b>3.00</b>	<b>\$465.00</b>		<b>\$465</b>	

**CITY OF WEST COVINA  
REVENUE AND COST SUMMARY WORKSHEET  
FY 2022-23**

<b>SERVICE</b> <b>INSPECTION-INDUSTRIAL WASTE</b>		<b>REFERENCE NO.</b> <b>S-079</b>	
<b>PRIMARY DEPARTMENT</b> CD-ENGINEERING	<b>UNIT OF SERVICE</b> APPLICATION	<b>SERVICE RECIPIENT</b>	
<b>DESCRIPTION OF SERVICE</b>  To inspect the handling and disposal of industrial waste to assure that it is performed according to approved plans.			
<b>CURRENT FEE STRUCTURE</b>  \$174.55 - permit issuance fee \$1,193.81 - Waste Collector (Solid Waste Facility) \$471.71 - Annual Regulatory Service Fee			
<b>REVENUE AND COST COMPARISON</b>			
<b>UNIT REVENUE:</b>	<b>\$0.00</b>	<b>TOTAL REVENUE:</b>	<b>\$0</b>
<b>UNIT COST:</b>	<b>\$0.00</b>	<b>TOTAL COST:</b>	<b>\$0</b>
<b>UNIT PROFIT (SUBSIDY):</b>	<b>\$0.00</b>	<b>TOTAL PROFIT (SUBSIDY):</b>	<b>\$0</b>
<b>TOTAL UNITS:</b>	<b>1</b>	<b>PCT. COST RECOVERY:</b>	<b>0.00%</b>
<b>SUGGESTED FEE FOR COST RECOVERY OF: 100%</b>  Fully-Burdened Hourly Rate of staff and consultants against an initial deposit as determined by the C.D. Director.			

**CITY OF WEST COVINA  
COST DETAIL WORKSHEET  
FY 2022-23**

<b>SERVICE</b> <b>INSPECTION-INDUSTRIAL WASTE</b>					<b>REFERENCE NO.</b> <b>S-079</b>		
<b>NOTE</b> Unit Costs are an Average of Total Units					<b>TOTAL UNITS</b> <b>1</b>		
<u>DEPARTMENT</u>	<u>POSITION</u>	<u>TYPE</u>	<u>UNIT TIME</u>	<u>UNIT COST</u>	<u>ANN. UNITS</u>	<u>TOTAL COST</u>	
			0.00	\$0.00	0	\$0	
		<b>TYPE SUBTOTAL</b>	<b>0.00</b>	<b>\$0.00</b>		<b>\$0</b>	
		<b>TOTALS</b>	<b>0.00</b>	<b>\$0.00</b>		<b>\$0</b>	

**CITY OF WEST COVINA  
REVENUE AND COST SUMMARY WORKSHEET  
FY 2022-23**

<b>SERVICE</b> INSP-RES'L RESTRICT.PARKG-LIFT/ADD		<b>REFERENCE NO.</b> S-080	
<b>PRIMARY DEPARTMENT</b> CD-ENGINEERING	<b>UNIT OF SERVICE</b> APPLICATION	<b>SERVICE RECIPIENT</b>	
<b>DESCRIPTION OF SERVICE</b>  To process a request to either lift or add a residential parking restriction. No charge for disabled residents.			
<b>CURRENT FEE STRUCTURE</b>  \$174.55 - permit issuance fee \$153.77 - Processing Each Residential Parking Permit \$153.77 - Processing Each Restricted Parking Area \$0.00 - Handicapped Resident			
<b>REVENUE AND COST COMPARISON</b>			
<b>UNIT REVENUE:</b>	<b>\$0.00</b>	<b>TOTAL REVENUE:</b>	<b>\$0</b>
<b>UNIT COST:</b>	<b>\$1,793.00</b>	<b>TOTAL COST:</b>	<b>\$1,793</b>
<b>UNIT PROFIT (SUBSIDY):</b>	<b>\$(1,793.00)</b>	<b>TOTAL PROFIT (SUBSIDY):</b>	<b>\$(1,793)</b>
<b>TOTAL UNITS:</b>	<b>1</b>	<b>PCT. COST RECOVERY:</b>	<b>0.00%</b>
<b>SUGGESTED FEE FOR COST RECOVERY OF: 100%</b>  \$1,795 - Processing Each Restricted/Residential Parking Area \$0 - Handicapped Resident			

**CITY OF WEST COVINA  
COST DETAIL WORKSHEET  
FY 2022-23**

<b>SERVICE</b> <b>INSP-RES'L RESTRICT.PARKG-LIFT/ADD</b>					<b>REFERENCE NO.</b> <b>S-080</b>		
<b>NOTE</b> Unit Costs are an Average of Total Units					<b>TOTAL UNITS</b> <b>1</b>		
<u>DEPARTMENT</u>	<u>POSITION</u>	<u>TYPE</u>	<u>UNIT TIME</u>	<u>UNIT COST</u>	<u>ANN. UNITS</u>	<u>TOTAL COST</u>	
GENL ENGINEERING	ENG.TECHNICIAN-C	Ea.Res'l Parkg Area	8.00	\$1,080.80	1	\$1,081	
GENL ENGINEERING	TRAFFIC ENG-C	Ea.Res'l Area	3.00	\$711.75	1	\$712	
<b>TYPE SUBTOTAL</b>			<b>11.00</b>	<b>\$1,792.55</b>		<b>\$1,793</b>	
<b>TOTALS</b>			<b>11.00</b>	<b>\$1,793.00</b>		<b>\$1,793</b>	

**CITY OF WEST COVINA  
REVENUE AND COST SUMMARY WORKSHEET  
FY 2022-23**

<b>SERVICE</b> MISC.FEE-AFTER HRS PLAN CK/INSPECTN		<b>REFERENCE NO.</b> S-081	
<b>PRIMARY DEPARTMENT</b> CD-ENGINEERING	<b>UNIT OF SERVICE</b> APPLICATION	<b>SERVICE RECIPIENT</b>	
<b>DESCRIPTION OF SERVICE</b>  To perform a plan check and/or inspection at the request of the applicant during non-working hours.			
<b>CURRENT FEE STRUCTURE</b>  \$540.28 - Each inspection up to 4 hours			
<b><u>REVENUE AND COST COMPARISON</u></b>			
<b>UNIT REVENUE:</b>	<b>\$270.00</b>	<b>TOTAL REVENUE:</b>	<b>\$540</b>
<b>UNIT COST:</b>	<b>\$894.50</b>	<b>TOTAL COST:</b>	<b>\$1,789</b>
<b>UNIT PROFIT (SUBSIDY):</b>	<b>\$(624.50)</b>	<b>TOTAL PROFIT (SUBSIDY):</b>	<b>\$(1,249)</b>
<b>TOTAL UNITS:</b>	<b>2</b>	<b>PCT. COST RECOVERY:</b>	<b>30.18%</b>
<b>SUGGESTED FEE FOR COST RECOVERY OF: 100%</b>  \$845 - Afterhours Inspection. 4 hours minimum \$945 - Afterhours plan check, 4 hours minimum			



**CITY OF WEST COVINA  
COST DETAIL WORKSHEET  
FY 2022-23**

<b>SERVICE</b> <b>MISC.FEE-AFTER HRS PLAN CK/INSPECTN</b>					<b>REFERENCE NO.</b> <b>S-081</b>		
<b>NOTE</b> Unit Costs are an Average of Total Units					<b>TOTAL UNITS</b> <b>2</b>		
<u>DEPARTMENT</u>	<u>POSITION</u>	<u>TYPE</u>	<u>UNIT TIME</u>	<u>UNIT COST</u>	<u>ANN. UNITS</u>	<u>TOTAL COST</u>	
GENL ENGINEERING	ENG.TECHNICIAN-C	After Hours Inspect.	0.50	\$67.55	1	\$68	
GENL ENGINEERING	PUB.WKS.INSPECT-C	Per Hour	4.00	\$777.68	1	\$778	
<b>TYPE SUBTOTAL</b>			<b>4.50</b>	<b>\$845.23</b>		<b>\$845</b>	
GENL ENGINEERING	ENG.TECHNICIAN-C	After Hrs Pln Chk	0.50	\$67.55	1	\$68	
GENL ENGINEERING	PLAN CHECKER-C	Pln Ck Per Hr	4.00	\$876.52	1	\$877	
<b>TYPE SUBTOTAL</b>			<b>4.50</b>	<b>\$944.07</b>		<b>\$944</b>	
<b>TOTALS</b>			<b>9.00</b>	<b>\$894.50</b>		<b>\$1,789</b>	

**CITY OF WEST COVINA  
REVENUE AND COST SUMMARY WORKSHEET  
FY 2022-23**

<b>SERVICE</b> MISC.FEE-RES'L TREE REMOVAL REQUEST		<b>REFERENCE NO.</b> S-082
<b>PRIMARY DEPARTMENT</b> CD-ENGINEERING	<b>UNIT OF SERVICE</b> REQUEST	<b>SERVICE RECIPIENT</b>
<b>DESCRIPTION OF SERVICE</b>  To process a request for the removal of a residential tree.		
<b>CURRENT FEE STRUCTURE</b>  \$25.98 plus \$15.59 per inch of trunk diameter per tree		
<b><u>REVENUE AND COST COMPARISON</u></b>		
<b>UNIT REVENUE:</b>	<b>\$0.00</b>	<b>TOTAL REVENUE:</b> <b>\$0</b>
<b>UNIT COST:</b>	<b>\$0.00</b>	<b>TOTAL COST:</b> <b>\$0</b>
<b>UNIT PROFIT (SUBSIDY):</b>	<b>\$0.00</b>	<b>TOTAL PROFIT (SUBSIDY):</b> <b>\$0</b>
<b>TOTAL UNITS:</b>	<b>1</b>	<b>PCT. COST RECOVERY:</b> <b>0.00%</b>
<b>SUGGESTED FEE FOR COST RECOVERY OF: 100%</b>  Fully-Burdened Hourly Rate of staff and consultants against an initial deposit as determined by the C.D. Director.		

**CITY OF WEST COVINA  
COST DETAIL WORKSHEET  
FY 2022-23**

<b>SERVICE</b> <b>MISC.FEE-RES'L TREE REMOVAL REQUEST</b>					<b>REFERENCE NO.</b> <b>S-082</b>		
<b>NOTE</b> Unit Costs are an Average of Total Units					<b>TOTAL UNITS</b> <b>1</b>		
<u>DEPARTMENT</u>	<u>POSITION</u>	<u>TYPE</u>	<u>UNIT TIME</u>	<u>UNIT COST</u>	<u>ANN. UNITS</u>	<u>TOTAL COST</u>	
			0.00	\$0.00	0	\$0	
		TYPE SUBTOTAL	0.00	\$0.00		\$0	
		TOTALS	0.00	\$0.00		\$0	

**CITY OF WEST COVINA  
REVENUE AND COST SUMMARY WORKSHEET  
FY 2022-23**

<b>SERVICE</b> MISC.FEE-RES'L TREE TRIMMING/TREE		<b>REFERENCE NO.</b> S-083
<b>PRIMARY DEPARTMENT</b> CD-ENGINEERING	<b>UNIT OF SERVICE</b> REQUEST	<b>SERVICE RECIPIENT</b>
<b>DESCRIPTION OF SERVICE</b>  To process a request for the trimming of a residential tree.		
<b>CURRENT FEE STRUCTURE</b>  \$197.41 per tree		
<b><u>REVENUE AND COST COMPARISON</u></b>		
<b>UNIT REVENUE:</b>	<b>\$0.00</b>	<b>TOTAL REVENUE:</b> <b>\$0</b>
<b>UNIT COST:</b>	<b>\$0.00</b>	<b>TOTAL COST:</b> <b>\$0</b>
<b>UNIT PROFIT (SUBSIDY):</b>	<b>\$0.00</b>	<b>TOTAL PROFIT (SUBSIDY):</b> <b>\$0</b>
<b>TOTAL UNITS:</b>	<b>1</b>	<b>PCT. COST RECOVERY:</b> <b>0.00%</b>
<b>SUGGESTED FEE FOR COST RECOVERY OF: 100%</b>  Fully-Burdened Hourly Rate of staff and consultants against an initial deposit as determined by the C.D. Director.		

**CITY OF WEST COVINA  
COST DETAIL WORKSHEET  
FY 2022-23**

<b>SERVICE</b> <b>MISC.FEE-RES'L TREE TRIMMING/TREE</b>					<b>REFERENCE NO.</b> <b>S-083</b>		
<b>NOTE</b> Unit Costs are an Average of Total Units					<b>TOTAL UNITS</b> <b>1</b>		
<u>DEPARTMENT</u>	<u>POSITION</u>	<u>TYPE</u>	<u>UNIT TIME</u>	<u>UNIT COST</u>	<u>ANN. UNITS</u>	<u>TOTAL COST</u>	
			0.00	\$0.00	0	\$0	
		TYPE SUBTOTAL	0.00	\$0.00		\$0	
		TOTALS	0.00	\$0.00		\$0	

**CITY OF WEST COVINA  
REVENUE AND COST SUMMARY WORKSHEET  
FY 2022-23**

<b>SERVICE</b> MISC.FEE-INSTAL.OF STREET NAME SIGN		<b>REFERENCE NO.</b> S-084	
<b>PRIMARY DEPARTMENT</b> CD-ENGINEERING	<b>UNIT OF SERVICE</b> APPLICATION	<b>SERVICE RECIPIENT</b>	
<b>DESCRIPTION OF SERVICE</b>  To process an application for the installation of a street name sign.			
<b>CURRENT FEE STRUCTURE</b>  \$465.47 each single name sign \$569.37 each double name sign			
<b>REVENUE AND COST COMPARISON</b>			
<b>UNIT REVENUE:</b>	<b>\$517.50</b>	<b>TOTAL REVENUE:</b>	<b>\$1,035</b>
<b>UNIT COST:</b>	<b>\$567.00</b>	<b>TOTAL COST:</b>	<b>\$1,134</b>
<b>UNIT PROFIT (SUBSIDY):</b>	<b>\$(49.50)</b>	<b>TOTAL PROFIT (SUBSIDY):</b>	<b>\$(99)</b>
<b>TOTAL UNITS:</b>	<b>2</b>	<b>PCT. COST RECOVERY:</b>	<b>91.27%</b>
<b>SUGGESTED FEE FOR COST RECOVERY OF: 100%</b>  \$565 for each sign plus the cost of street name sign material			

**CITY OF WEST COVINA  
COST DETAIL WORKSHEET  
FY 2022-23**

<b>SERVICE</b> <b>MISC.FEE-INSTAL.OF STREET NAME SIGN</b>					<b>REFERENCE NO.</b> <b>S-084</b>		
<b>NOTE</b> Unit Costs are an Average of Total Units					<b>TOTAL UNITS</b> <b>2</b>		
<u>DEPARTMENT</u>	<u>POSITION</u>	<u>TYPE</u>	<u>UNIT TIME</u>	<u>UNIT COST</u>	<u>ANN. UNITS</u>	<u>TOTAL COST</u>	
GENL ENGINEERING	ENG.TECHNICIAN-C	Single Name, Each	1.00	\$135.10	1	\$135	
GENL ENGINEERING	PUB.WKS.INSPECT-C	Single Name	1.00	\$194.42	1	\$194	
GENL ENGINEERING	TRAFFIC ENG-C	Single Name	1.00	\$237.25	1	\$237	
<b>TYPE SUBTOTAL</b>			<b>3.00</b>	<b>\$566.77</b>		<b>\$567</b>	
GENL ENGINEERING	ENG.TECHNICIAN-C	Double Name Each	1.00	\$135.10	1	\$135	
GENL ENGINEERING	PUB.WKS.INSPECT-C	Double Name	1.00	\$194.42	1	\$194	
GENL ENGINEERING	TRAFFIC ENG-C	Double Name	1.00	\$237.25	1	\$237	
<b>TYPE SUBTOTAL</b>			<b>3.00</b>	<b>\$566.77</b>		<b>\$567</b>	
<b>TOTALS</b>			<b>6.00</b>	<b>\$567.00</b>		<b>\$1,134</b>	

**CITY OF WEST COVINA  
REVENUE AND COST SUMMARY WORKSHEET  
FY 2022-23**

<b>SERVICE</b> <b>MISC.FEE-ADDRESS CHGE/ASSIGNMENT</b>		<b>REFERENCE NO.</b> <b>S-085</b>	
<b>PRIMARY DEPARTMENT</b> CD-ENGINEERING	<b>UNIT OF SERVICE</b> APPLICATION	<b>SERVICE RECIPIENT</b>	
<b>DESCRIPTION OF SERVICE</b>  To process an application for a different address or for the assignment of a street address.			
<b>CURRENT FEE STRUCTURE</b>  \$207.80			
<b>REVENUE AND COST COMPARISON</b>			
<b>UNIT REVENUE:</b>	<b>\$208.00</b>	<b>TOTAL REVENUE:</b>	<b>\$208</b>
<b>UNIT COST:</b>	<b>\$271.00</b>	<b>TOTAL COST:</b>	<b>\$271</b>
<b>UNIT PROFIT (SUBSIDY):</b>	<b>\$(63.00)</b>	<b>TOTAL PROFIT (SUBSIDY):</b>	<b>\$(63)</b>
<b>TOTAL UNITS:</b>	<b>1</b>	<b>PCT. COST RECOVERY:</b>	<b>76.75%</b>
<b>SUGGESTED FEE FOR COST RECOVERY OF: 100%</b>  \$255 Minimum includes the first 3 addresses plus \$18 for each address over 3			



**CITY OF WEST COVINA  
COST DETAIL WORKSHEET  
FY 2022-23**

<b>SERVICE</b> <b>MISC.FEE-ADDRESS CHGE/ASSIGNMENT</b>					<b>REFERENCE NO.</b> <b>S-085</b>		
<b>NOTE</b> Unit Costs are an Average of Total Units					<b>TOTAL UNITS</b> <b>1</b>		
<u>DEPARTMENT</u>	<u>POSITION</u>	<u>TYPE</u>	<u>UNIT TIME</u>	<u>UNIT COST</u>	<u>ANN. UNITS</u>	<u>TOTAL COST</u>	
GENL ENGINEERING	DEPUTY CITY ENG-C	1 To 3	0.50	\$118.63	1	\$119	
GENL ENGINEERING	ENG.TECHNICIAN-C	1 To 3	1.00	\$135.10	1	\$135	
<b>TYPE SUBTOTAL</b>			<b>1.50</b>	<b>\$253.73</b>		<b>\$254</b>	
GENL ENGINEERING	DEPUTY CITY ENG-C	Each Add'l Address	0.04	\$9.49	1	\$9	
GENL ENGINEERING	ENG.TECHNICIAN-C	Each Add'l Address	0.06	\$8.11	1	\$8	
<b>TYPE SUBTOTAL</b>			<b>0.10</b>	<b>\$17.60</b>		<b>\$18</b>	
<b>TOTALS</b>			<b>1.60</b>	<b>\$271.00</b>		<b>\$271</b>	

**CITY OF WEST COVINA  
REVENUE AND COST SUMMARY WORKSHEET  
FY 2022-23**

<b>SERVICE</b> MISC.FEE-ST.LIGHT SYS (DESIGN/INSP)		<b>REFERENCE NO.</b> S-086	
<b>PRIMARY DEPARTMENT</b> CD-ENGINEERING	<b>UNIT OF SERVICE</b> APPLICATION	<b>SERVICE RECIPIENT</b>	
<b>DESCRIPTION OF SERVICE</b>  To review the design of a street lighting system and to inspect the installed system to assure that construction was according to the approved design.			
<b>CURRENT FEE STRUCTURE</b>  Based on estimated cost of construction: 4.9% - Under \$20K 3.3% - \$20K to \$100K 2.8% - Over \$100K			
<b>REVENUE AND COST COMPARISON</b>			
<b>UNIT REVENUE:</b>	\$2,386.67	<b>TOTAL REVENUE:</b>	\$7,160
<b>UNIT COST:</b>	\$2,430.67	<b>TOTAL COST:</b>	\$7,292
<b>UNIT PROFIT (SUBSIDY):</b>	\$(44.00)	<b>TOTAL PROFIT (SUBSIDY):</b>	\$(132)
<b>TOTAL UNITS:</b>	3	<b>PCT. COST RECOVERY:</b>	98.19%
<b>SUGGESTED FEE FOR COST RECOVERY OF: 100%</b>  Based on estimated cost of construction: \$1 to \$20,000 = \$1,385 minimum >\$20K and <= \$100K = \$1,385 plus 1.56% of cost over \$20K >\$100,000 = \$2,635 plus 0.63% of cost over \$100K			

**CITY OF WEST COVINA  
COST DETAIL WORKSHEET  
FY 2022-23**

<b>SERVICE</b> <b>MISC.FEE-ST.LIGHT SYS (DESIGN/INSP)</b>					<b>REFERENCE NO.</b> <b>S-086</b>	
<b>NOTE</b> Unit Costs are an Average of Total Units					<b>TOTAL UNITS</b> <b>3</b>	
<u>DEPARTMENT</u>	<u>POSITION</u>	<u>TYPE</u>	<u>UNIT TIME</u>	<u>UNIT COST</u>	<u>ANN. UNITS</u>	<u>TOTAL COST</u>
GENL ENGINEERING	CITY ENGINEER-C	Minimum <=\$20K	4.00	\$1,252.20	1	\$1,252
GENL ENGINEERING	ENG.TECHNICIAN-C	Minimum <=\$20K	1.00	\$135.10	1	\$135
<b>TYPE SUBTOTAL</b>			<b>5.00</b>	<b>\$1,387.30</b>		<b>\$1,387</b>
GENL ENGINEERING	CITY ENGINEER-C	>\$20K, <=\$100K	8.00	\$2,504.40	1	\$2,504
GENL ENGINEERING	ENG.TECHNICIAN-C		1.00	\$135.10	1	\$135
<b>TYPE SUBTOTAL</b>			<b>9.00</b>	<b>\$2,639.50</b>		<b>\$2,640</b>
GENL ENGINEERING	CITY ENGINEER-C	>\$100K, <=\$200K	10.00	\$3,130.50	1	\$3,131
GENL ENGINEERING	ENG.TECHNICIAN-C		1.00	\$135.10	1	\$135
<b>TYPE SUBTOTAL</b>			<b>11.00</b>	<b>\$3,265.60</b>		<b>\$3,266</b>
<b>TOTALS</b>			<b>25.00</b>	<b>\$2,430.67</b>		<b>\$7,292</b>

**CITY OF WEST COVINA  
REVENUE AND COST SUMMARY WORKSHEET  
FY 2022-23**

<b>SERVICE</b> MISC.FEE-LANDFILL INSPECTION		<b>REFERENCE NO.</b> S-087	
<b>PRIMARY DEPARTMENT</b> CD-ENGINEERING	<b>UNIT OF SERVICE</b> APPLICATION	<b>SERVICE RECIPIENT</b>	
<b>DESCRIPTION OF SERVICE</b>  To perform a landfill inspection.			
<b>CURRENT FEE STRUCTURE</b>  Actual cost of 3rd Party Consultant Cost per inspection			
<b><u>REVENUE AND COST COMPARISON</u></b>			
<b>UNIT REVENUE:</b>	<b>\$0.00</b>	<b>TOTAL REVENUE:</b>	<b>\$0</b>
<b>UNIT COST:</b>	<b>\$0.00</b>	<b>TOTAL COST:</b>	<b>\$0</b>
<b>UNIT PROFIT (SUBSIDY):</b>	<b>\$0.00</b>	<b>TOTAL PROFIT (SUBSIDY):</b>	<b>\$0</b>
<b>TOTAL UNITS:</b>	<b>1</b>	<b>PCT. COST RECOVERY:</b>	<b>0.00%</b>
<b>SUGGESTED FEE FOR COST RECOVERY OF: 100%</b>  Fully-Burdened Hourly Rate of staff and consultants against an initial deposit as determined by the C.D.Director.			

April 14, 2023

**CITY OF WEST COVINA  
COST DETAIL WORKSHEET  
FY 2022-23**

<b>SERVICE</b> <b>MISC.FEE-LANDFILL INSPECTION</b>					<b>REFERENCE NO.</b> <b>S-087</b>		
<b>NOTE</b> Unit Costs are an Average of Total Units					<b>TOTAL UNITS</b> <b>1</b>		
<u>DEPARTMENT</u>	<u>POSITION</u>	<u>TYPE</u>	<u>UNIT TIME</u>	<u>UNIT COST</u>	<u>ANN. UNITS</u>	<u>TOTAL COST</u>	
			0.00	\$0.00	0	\$0	
		TYPE SUBTOTAL	0.00	\$0.00		\$0	
		TOTALS	0.00	\$0.00		\$0	

**CITY OF WEST COVINA  
REVENUE AND COST SUMMARY WORKSHEET  
FY 2022-23**

<b>SERVICE</b> <b>MISC.FEE-NPDES REVIEW PER HOUR</b>		<b>REFERENCE NO.</b> <b>S-088</b>	
<b>PRIMARY DEPARTMENT</b> CD-ENGINEERING	<b>UNIT OF SERVICE</b> HOUR	<b>SERVICE RECIPIENT</b>	
<b>DESCRIPTION OF SERVICE</b>  To review plans by a development to comply with NPDES which is the National Pollution Discharge Elimination System by controlling runoff from their construction site.			
<b>CURRENT FEE STRUCTURE</b>  \$111.17 per hour with a 1 hour minimum			
<b><u>REVENUE AND COST COMPARISON</u></b>			
<b>UNIT REVENUE:</b>	<b>\$0.00</b>	<b>TOTAL REVENUE:</b>	<b>\$0</b>
<b>UNIT COST:</b>	<b>\$0.00</b>	<b>TOTAL COST:</b>	<b>\$0</b>
<b>UNIT PROFIT (SUBSIDY):</b>	<b>\$0.00</b>	<b>TOTAL PROFIT (SUBSIDY):</b>	<b>\$0</b>
<b>TOTAL UNITS:</b>	<b>1</b>	<b>PCT. COST RECOVERY:</b>	<b>0.00%</b>
<b>SUGGESTED FEE FOR COST RECOVERY OF: 100%</b>  Fully-Burdened Hourly Rate of staff and consultants against an initial deposit as determined by the C.D.Director.			

April 14, 2023

**CITY OF WEST COVINA  
COST DETAIL WORKSHEET  
FY 2022-23**

<b>SERVICE</b> <b>MISC.FEE-NPDES REVIEW PER HOUR</b>					<b>REFERENCE NO.</b> <b>S-088</b>		
<b>NOTE</b> Unit Costs are an Average of Total Units					<b>TOTAL UNITS</b> <b>1</b>		
<u>DEPARTMENT</u>	<u>POSITION</u>	<u>TYPE</u>	<u>UNIT TIME</u>	<u>UNIT COST</u>	<u>ANN. UNITS</u>	<u>TOTAL COST</u>	
			0.00	\$0.00	0	\$0	
		TYPE SUBTOTAL	0.00	\$0.00		\$0	
		TOTALS	0.00	\$0.00		\$0	

**CITY OF WEST COVINA  
REVENUE AND COST SUMMARY WORKSHEET  
FY 2022-23**

<b>SERVICE</b> <b>MISC.FEE-SWPPP REVIEW</b>		<b>REFERENCE NO.</b> <b>S-089</b>	
<b>PRIMARY DEPARTMENT</b> CD-ENGINEERING	<b>UNIT OF SERVICE</b> APPLICATION	<b>SERVICE RECIPIENT</b>	
<b>DESCRIPTION OF SERVICE</b>  To review the SWPPP (Storm Water Pollution Prevention Plan) for an industrial facility which can have storm water runoff.			
<b>CURRENT FEE STRUCTURE</b>  Actual cost of consultant plus administrative fee of 25%			
<b><u>REVENUE AND COST COMPARISON</u></b>			
<b>UNIT REVENUE:</b>	<b>\$0.00</b>	<b>TOTAL REVENUE:</b>	<b>\$0</b>
<b>UNIT COST:</b>	<b>\$0.00</b>	<b>TOTAL COST:</b>	<b>\$0</b>
<b>UNIT PROFIT (SUBSIDY):</b>	<b>\$0.00</b>	<b>TOTAL PROFIT (SUBSIDY):</b>	<b>\$0</b>
<b>TOTAL UNITS:</b>	<b>1</b>	<b>PCT. COST RECOVERY:</b>	<b>0.00%</b>
<b>SUGGESTED FEE FOR COST RECOVERY OF: 100%</b>  Fully-Burdened Hourly Rate of staff and consultants against an initial deposit as determined by the C.D. Director.			



**CITY OF WEST COVINA  
COST DETAIL WORKSHEET  
FY 2022-23**

<b>SERVICE</b> <b>MISC.FEE-SWPPP REVIEW</b>					<b>REFERENCE NO.</b> <b>S-089</b>		
<b>NOTE</b> Unit Costs are an Average of Total Units					<b>TOTAL UNITS</b> <b>1</b>		
<u>DEPARTMENT</u>	<u>POSITION</u>	<u>TYPE</u>	<u>UNIT TIME</u>	<u>UNIT COST</u>	<u>ANN. UNITS</u>	<u>TOTAL COST</u>	
			0.00	\$0.00	0	\$0	
		<b>TYPE SUBTOTAL</b>	<b>0.00</b>	<b>\$0.00</b>		<b>\$0</b>	
		<b>TOTALS</b>	<b>0.00</b>	<b>\$0.00</b>		<b>\$0</b>	

**CITY OF WEST COVINA  
REVENUE AND COST SUMMARY WORKSHEET  
FY 2022-23**

<b>SERVICE</b> <b>MISC.FEE-SUSMP REVIEW</b>		<b>REFERENCE NO.</b> <b>S-090</b>	
<b>PRIMARY DEPARTMENT</b> CD-ENGINEERING	<b>UNIT OF SERVICE</b> APPLICATION	<b>SERVICE RECIPIENT</b>	
<b>DESCRIPTION OF SERVICE</b>  To review the SUSMP, Standard Urban Stormwater Mitigation Plan, for a proposed development.			
<b>CURRENT FEE STRUCTURE</b>  Actual cost of consultant plus administrative fee of 25%			
<b><u>REVENUE AND COST COMPARISON</u></b>			
<b>UNIT REVENUE:</b>	<b>\$0.00</b>	<b>TOTAL REVENUE:</b>	<b>\$0</b>
<b>UNIT COST:</b>	<b>\$0.00</b>	<b>TOTAL COST:</b>	<b>\$0</b>
<b>UNIT PROFIT (SUBSIDY):</b>	<b>\$0.00</b>	<b>TOTAL PROFIT (SUBSIDY):</b>	<b>\$0</b>
<b>TOTAL UNITS:</b>	<b>1</b>	<b>PCT. COST RECOVERY:</b>	<b>0.00%</b>
<b>SUGGESTED FEE FOR COST RECOVERY OF: 100%</b>  Fully-Burdened Hourly Rate of staff and consultants against an initial deposit as determined by the C.D.Director.			

**CITY OF WEST COVINA  
COST DETAIL WORKSHEET  
FY 2022-23**

<b>SERVICE</b> <b>MISC.FEE-SUSMP REVIEW</b>				<b>REFERENCE NO.</b> <b>S-090</b>		
<b>NOTE</b> Unit Costs are an Average of Total Units				<b>TOTAL UNITS</b> <b>1</b>		
<u>DEPARTMENT</u>	<u>POSITION</u>	<u>TYPE</u>	<u>UNIT TIME</u>	<u>UNIT COST</u>	<u>ANN. UNITS</u>	<u>TOTAL COST</u>
			0.00	\$0.00	0	\$0
		<b>TYPE SUBTOTAL</b>	<b>0.00</b>	<b>\$0.00</b>		<b>\$0</b>
		<b>TOTALS</b>	<b>0.00</b>	<b>\$0.00</b>		<b>\$0</b>

**CITY OF WEST COVINA  
REVENUE AND COST SUMMARY WORKSHEET  
FY 2022-23**

<b>SERVICE</b> MISC.FEE-ELEC.VEH.CHARGING STATION		<b>REFERENCE NO.</b> S-091	
<b>PRIMARY DEPARTMENT</b> CD-ENGINEERING	<b>UNIT OF SERVICE</b> APPLICATION	<b>SERVICE RECIPIENT</b>	
<b>DESCRIPTION OF SERVICE</b>  To review plans and inspect an electric vehicle charging station installation.			
<b>CURRENT FEE STRUCTURE</b>  \$0.36 per kWh for EV Charging Station within Public Right-of-Way			
<b><u>REVENUE AND COST COMPARISON</u></b>			
<b>UNIT REVENUE:</b>	<b>\$0.00</b>	<b>TOTAL REVENUE:</b>	<b>\$0</b>
<b>UNIT COST:</b>	<b>\$0.00</b>	<b>TOTAL COST:</b>	<b>\$0</b>
<b>UNIT PROFIT (SUBSIDY):</b>	<b>\$0.00</b>	<b>TOTAL PROFIT (SUBSIDY):</b>	<b>\$0</b>
<b>TOTAL UNITS:</b>	<b>1</b>	<b>PCT. COST RECOVERY:</b>	<b>0.00%</b>
<b>SUGGESTED FEE FOR COST RECOVERY OF: 100%</b>  Fully-Burdened Hourly Rate of staff and consultants against an initial deposit as determined by the C.D. Director.			

**CITY OF WEST COVINA  
COST DETAIL WORKSHEET  
FY 2022-23**

<b>SERVICE</b> <b>MISC.FEE-ELEC.VEH.CHARGING STATION</b>					<b>REFERENCE NO.</b> <b>S-091</b>		
<b>NOTE</b> Unit Costs are an Average of Total Units					<b>TOTAL UNITS</b> <b>1</b>		
<u>DEPARTMENT</u>	<u>POSITION</u>	<u>TYPE</u>	<u>UNIT TIME</u>	<u>UNIT COST</u>	<u>ANN. UNITS</u>	<u>TOTAL COST</u>	
			0.00	\$0.00	0	\$0	
		TYPE SUBTOTAL	0.00	\$0.00		\$0	
		TOTALS	0.00	\$0.00		\$0	

**CITY OF WEST COVINA  
REVENUE AND COST SUMMARY WORKSHEET  
FY 2022-23**

<b>SERVICE</b> MISC.FEE-GRADING REQUIREMENT APPEAL		<b>REFERENCE NO.</b> S-092	
<b>PRIMARY DEPARTMENT</b> CD-ENGINEERING	<b>UNIT OF SERVICE</b> APPEAL	<b>SERVICE RECIPIENT</b>	
<b>DESCRIPTION OF SERVICE</b>  See Comment Below.			
<b>CURRENT FEE STRUCTURE</b>  \$418			
<b><u>REVENUE AND COST COMPARISON</u></b>			
<b>UNIT REVENUE:</b>	<b>\$0.00</b>	<b>TOTAL REVENUE:</b>	<b>\$0</b>
<b>UNIT COST:</b>	<b>\$0.00</b>	<b>TOTAL COST:</b>	<b>\$0</b>
<b>UNIT PROFIT (SUBSIDY):</b>	<b>\$0.00</b>	<b>TOTAL PROFIT (SUBSIDY):</b>	<b>\$0</b>
<b>TOTAL UNITS:</b>	<b>1</b>	<b>PCT. COST RECOVERY:</b>	<b>0.00%</b>
<b>SUGGESTED FEE FOR COST RECOVERY OF: 100%</b>			
Staff recommends deleting this fee as it is not needed			

April 14, 2023

**CITY OF WEST COVINA  
COST DETAIL WORKSHEET  
FY 2022-23**

<b>SERVICE</b> <b>MISC.FEE-GRADING REQUIREMENT APPEAL</b>					<b>REFERENCE NO.</b> <b>S-092</b>		
<b>NOTE</b> Unit Costs are an Average of Total Units					<b>TOTAL UNITS</b> <b>1</b>		
<u>DEPARTMENT</u>	<u>POSITION</u>	<u>TYPE</u>	<u>UNIT TIME</u>	<u>UNIT COST</u>	<u>ANN. UNITS</u>	<u>TOTAL COST</u>	
			0.00	\$0.00	0	\$0	
		TYPE SUBTOTAL	0.00	\$0.00		\$0	
		TOTALS	0.00	\$0.00		\$0	

**CITY OF WEST COVINA  
REVENUE AND COST SUMMARY WORKSHEET  
FY 2022-23**

<b>SERVICE</b> <b>MISC.FEE-APPEAL</b>		<b>REFERENCE NO.</b> <b>S-093</b>	
<b>PRIMARY DEPARTMENT</b> CD-ENGINEERING	<b>UNIT OF SERVICE</b> APPEAL	<b>SERVICE RECIPIENT</b>	
<b>DESCRIPTION OF SERVICE</b>  This fee was titled Underground Utility Appeal. Staff recommends that this be a generic Appeal fee.			
<b>CURRENT FEE STRUCTURE</b>  \$973 each			
<b><u>REVENUE AND COST COMPARISON</u></b>			
<b>UNIT REVENUE:</b>	<b>\$0.00</b>	<b>TOTAL REVENUE:</b>	<b>\$0</b>
<b>UNIT COST:</b>	<b>\$0.00</b>	<b>TOTAL COST:</b>	<b>\$0</b>
<b>UNIT PROFIT (SUBSIDY):</b>	<b>\$0.00</b>	<b>TOTAL PROFIT (SUBSIDY):</b>	<b>\$0</b>
<b>TOTAL UNITS:</b>	<b>1</b>	<b>PCT. COST RECOVERY:</b>	<b>0.00%</b>
<b>SUGGESTED FEE FOR COST RECOVERY OF: 100%</b>  Fully-Burdened Hourly Rate of staff and consultants against an initial deposit as determined by the C.D. Director.			



**CITY OF WEST COVINA  
COST DETAIL WORKSHEET  
FY 2022-23**

<b>SERVICE</b> <b>MISC.FEE-APPEAL</b>					<b>REFERENCE NO.</b> <b>S-093</b>		
<b>NOTE</b> Unit Costs are an Average of Total Units					<b>TOTAL UNITS</b> <b>1</b>		
<u>DEPARTMENT</u>	<u>POSITION</u>	<u>TYPE</u>	<u>UNIT TIME</u>	<u>UNIT COST</u>	<u>ANN. UNITS</u>	<u>TOTAL COST</u>	
			0.00	\$0.00	0	\$0	
		<b>TYPE SUBTOTAL</b>	<b>0.00</b>	<b>\$0.00</b>		<b>\$0</b>	
		<b>TOTALS</b>	<b>0.00</b>	<b>\$0.00</b>		<b>\$0</b>	

**CITY OF WEST COVINA  
REVENUE AND COST SUMMARY WORKSHEET  
FY 2022-23**

<b>SERVICE</b> MISC.FEE-LOT LINE ADJ/MERGER/COMPL		<b>REFERENCE NO.</b> S-094	
<b>PRIMARY DEPARTMENT</b> CD-ENGINEERING	<b>UNIT OF SERVICE</b> APPEAL	<b>SERVICE RECIPIENT</b>	
<b>DESCRIPTION OF SERVICE</b>  Staff recommends changing the Lot Line Adjustment service to include Lot Mergers and Certificates of Compliance thereby eliminating the separate fee for the Certificate of Compliance.			
<b>CURRENT FEE STRUCTURE</b>  \$1,888 - Up to 2 Lots \$3,057 - Three or Four Lots			
<b>REVENUE AND COST COMPARISON</b>			
<b>UNIT REVENUE:</b>	<b>\$2,472.50</b>	<b>TOTAL REVENUE:</b>	<b>\$4,945</b>
<b>UNIT COST:</b>	<b>\$4,433.00</b>	<b>TOTAL COST:</b>	<b>\$8,866</b>
<b>UNIT PROFIT (SUBSIDY):</b>	<b>\$(1,960.50)</b>	<b>TOTAL PROFIT (SUBSIDY):</b>	<b>\$(3,921)</b>
<b>TOTAL UNITS:</b>	<b>2</b>	<b>PCT. COST RECOVERY:</b>	<b>55.77%</b>
<b>SUGGESTED FEE FOR COST RECOVERY OF: 100%</b>  \$3,120 - Up to 2 Lots \$5,750 - Three or Four Lots			

**CITY OF WEST COVINA  
COST DETAIL WORKSHEET  
FY 2022-23**

<b>SERVICE</b> <b>MISC.FEE-LOT LINE ADJ/MERGER/COMPL</b>					<b>REFERENCE NO.</b> <b>S-094</b>		
<b>NOTE</b> Unit Costs are an Average of Total Units					<b>TOTAL UNITS</b> <b>2</b>		
<b><u>DEPARTMENT</u></b>	<b><u>POSITION</u></b>	<b><u>TYPE</u></b>	<b><u>UNIT TIME</u></b>	<b><u>UNIT COST</u></b>	<b><u>ANN. UNITS</u></b>	<b><u>TOTAL COST</u></b>	
PLANNING	PROJECT PLANNER		2.50	\$218.48	1	\$218	
GENL ENGINEERING	ENG.TECHNICIAN-C	2 Lots	2.00	\$270.20	1	\$270	
GENL ENGINEERING	PLAN CHECKER-C	2 Lots	12.00	\$2,629.56	1	\$2,630	
		<b>TYPE SUBTOTAL</b>	<b>16.50</b>	<b>\$3,118.24</b>		<b>\$3,118</b>	
PLANNING	PROJECT PLANNER		2.50	\$218.48	1	\$218	
GENL ENGINEERING	ENG.TECHNICIAN-C	3 Or 4 Lots	2.00	\$270.20	1	\$270	
GENL ENGINEERING	PLAN CHECKER-C	3 Or 4 Lots	24.00	\$5,259.12	1	\$5,259	
		<b>TYPE SUBTOTAL</b>	<b>28.50</b>	<b>\$5,747.80</b>		<b>\$5,748</b>	
<b>TOTALS</b>			<b>45.00</b>	<b>\$4,433.00</b>		<b>\$8,866</b>	

**CITY OF WEST COVINA  
REVENUE AND COST SUMMARY WORKSHEET  
FY 2022-23**

<b>SERVICE</b> <b>MISC.FEE-CERTIFICATE OF COMPLIANCE</b>		<b>REFERENCE NO.</b> <b>S-095</b>	
<b>PRIMARY DEPARTMENT</b> CD-ENGINEERING	<b>UNIT OF SERVICE</b> APPLICATION	<b>SERVICE RECIPIENT</b>	
<b>DESCRIPTION OF SERVICE</b>  See Comment Below.			
<b>CURRENT FEE STRUCTURE</b>  \$1,990 - Certificate \$549 - Subsequent Request requiring the recordation of documents			
<b><u>REVENUE AND COST COMPARISON</u></b>			
<b>UNIT REVENUE:</b>	<b>\$0.00</b>	<b>TOTAL REVENUE:</b>	<b>\$0</b>
<b>UNIT COST:</b>	<b>\$0.00</b>	<b>TOTAL COST:</b>	<b>\$0</b>
<b>UNIT PROFIT (SUBSIDY):</b>	<b>\$0.00</b>	<b>TOTAL PROFIT (SUBSIDY):</b>	<b>\$0</b>
<b>TOTAL UNITS:</b>	<b>1</b>	<b>PCT. COST RECOVERY:</b>	<b>0.00%</b>
<b>SUGGESTED FEE FOR COST RECOVERY OF: 100%</b>  Staff recommends deleting this fee as it is covered by T-452			

**CITY OF WEST COVINA  
COST DETAIL WORKSHEET  
FY 2022-23**

<b>SERVICE</b> <b>MISC.FEE-CERTIFICATE OF COMPLIANCE</b>					<b>REFERENCE NO.</b> <b>S-095</b>		
<b>NOTE</b> Unit Costs are an Average of Total Units					<b>TOTAL UNITS</b> <b>1</b>		
<u>DEPARTMENT</u>	<u>POSITION</u>	<u>TYPE</u>	<u>UNIT TIME</u>	<u>UNIT COST</u>	<u>ANN. UNITS</u>	<u>TOTAL COST</u>	
			0.00	\$0.00	0	\$0	
		TYPE SUBTOTAL	0.00	\$0.00		\$0	
		TOTALS	0.00	\$0.00		\$0	

**CITY OF WEST COVINA  
REVENUE AND COST SUMMARY WORKSHEET  
FY 2022-23**

<b>SERVICE</b> MISC.FEE-STREET/ALLEY VACATION REV.		<b>REFERENCE NO.</b> S-096	
<b>PRIMARY DEPARTMENT</b> CD-ENGINEERING	<b>UNIT OF SERVICE</b> APPLICATION	<b>SERVICE RECIPIENT</b>	
<b>DESCRIPTION OF SERVICE</b>  To process an application for the vacation of a street or alley.			
<b>CURRENT FEE STRUCTURE</b>  \$540			
<b><u>REVENUE AND COST COMPARISON</u></b>			
<b>UNIT REVENUE:</b>	\$540.00	<b>TOTAL REVENUE:</b>	\$540
<b>UNIT COST:</b>	\$3,598.00	<b>TOTAL COST:</b>	\$3,598
<b>UNIT PROFIT (SUBSIDY):</b>	\$(3,058.00)	<b>TOTAL PROFIT (SUBSIDY):</b>	\$(3,058)
<b>TOTAL UNITS:</b>	1	<b>PCT. COST RECOVERY:</b>	15.01%
<b>SUGGESTED FEE FOR COST RECOVERY OF: 100%</b>  \$3,600			

**CITY OF WEST COVINA  
COST DETAIL WORKSHEET  
FY 2022-23**

<b>SERVICE</b> <b>MISC.FEE-STREET/ALLEY VACATION REV.</b>				<b>REFERENCE NO.</b> <b>S-096</b>		
<b>NOTE</b> Unit Costs are an Average of Total Units				<b>TOTAL UNITS</b> <b>1</b>		
<u>DEPARTMENT</u>	<u>POSITION</u>	<u>TYPE</u>	<u>UNIT TIME</u>	<u>UNIT COST</u>	<u>ANN. UNITS</u>	<u>TOTAL COST</u>
GENL ENGINEERING	CITY ENGINEER-C		2.00	\$626.10	1	\$626
GENL ENGINEERING	DEPUTY CITY ENG-C		4.00	\$949.00	1	\$949
GENL ENGINEERING	ENG.TECHNICIAN-C		2.00	\$270.20	1	\$270
GENL ENGINEERING	PLAN CHECKER-C		8.00	\$1,753.04	1	\$1,753
		<b>TYPE SUBTOTAL</b>	<b>16.00</b>	<b>\$3,598.34</b>		<b>\$3,598</b>
<b>TOTALS</b>			<b>16.00</b>	<b>\$3,598.00</b>		<b>\$3,598</b>

**CITY OF WEST COVINA  
REVENUE AND COST SUMMARY WORKSHEET  
FY 2022-23**

<b>SERVICE</b> MISC.FEE-EASEMT PROC'/ST+ALLEY DED.		<b>REFERENCE NO.</b> S-097	
<b>PRIMARY DEPARTMENT</b> CD-ENGINEERING	<b>UNIT OF SERVICE</b> APPLICATION	<b>SERVICE RECIPIENT</b>	
<b>DESCRIPTION OF SERVICE</b>  To process an application to create an easement in a street or alley.			
<b>CURRENT FEE STRUCTURE</b>  \$1,524 - Easement checking for Tracts \$888 - Easement checking for Parcels			
<b>REVENUE AND COST COMPARISON</b>			
<b>UNIT REVENUE:</b>	\$1,524.00	<b>TOTAL REVENUE:</b>	\$1,524
<b>UNIT COST:</b>	\$2,211.00	<b>TOTAL COST:</b>	\$2,211
<b>UNIT PROFIT (SUBSIDY):</b>	\$(687.00)	<b>TOTAL PROFIT (SUBSIDY):</b>	\$(687)
<b>TOTAL UNITS:</b>	1	<b>PCT. COST RECOVERY:</b>	68.93%
<b>SUGGESTED FEE FOR COST RECOVERY OF: 100%</b>  \$2,200			



**CITY OF WEST COVINA  
COST DETAIL WORKSHEET  
FY 2022-23**

<b>SERVICE</b> <b>MISC.FEE-EASEMT PROC'/ST+ALLEY DED.</b>					<b>REFERENCE NO.</b> <b>S-097</b>		
<b>NOTE</b> Unit Costs are an Average of Total Units					<b>TOTAL UNITS</b> <b>1</b>		
<b><u>DEPARTMENT</u></b>	<b><u>POSITION</u></b>	<b><u>TYPE</u></b>	<b><u>UNIT TIME</u></b>	<b><u>UNIT COST</u></b>	<b><u>ANN. UNITS</u></b>	<b><u>TOTAL COST</u></b>	
GENL ENGINEERING	CITY ENGINEER-C		2.00	\$626.10	1	\$626	
GENL ENGINEERING	ENG.TECHNICIAN-C		2.00	\$270.20	1	\$270	
GENL ENGINEERING	PLAN CHECKER-C		6.00	\$1,314.78	1	\$1,315	
		<b>TYPE SUBTOTAL</b>	<b>10.00</b>	<b>\$2,211.08</b>		<b>\$2,211</b>	
<b>TOTALS</b>			<b>10.00</b>	<b>\$2,211.00</b>		<b>\$2,211</b>	

**CITY OF WEST COVINA  
REVENUE AND COST SUMMARY WORKSHEET  
FY 2022-23**

<b>SERVICE</b> <b>MISC.FEE-FINAL MAP (TRACT/PARCEL)</b>		<b>REFERENCE NO.</b> <b>S-098</b>	
<b>PRIMARY DEPARTMENT</b> CD-ENGINEERING	<b>UNIT OF SERVICE</b> APPLICATION	<b>SERVICE RECIPIENT</b>	
<b>DESCRIPTION OF SERVICE</b>  This is the combined Final Map processing for both tracts and parcels.			
<b>CURRENT FEE STRUCTURE</b>  Up to Three Reviews: \$6,929 - 1 to 10 Lots \$15,052 - 11 to 50 Lots \$19,295 - 51 to 100 Lots \$29,999 - 101 to 150 Lots \$38,996 - 151 Lots and more			
<b>REVENUE AND COST COMPARISON</b>			
<b>UNIT REVENUE:</b>	<b>\$19,533.33</b>	<b>TOTAL REVENUE:</b>	<b>\$117,200</b>
<b>UNIT COST:</b>	<b>\$23,321.17</b>	<b>TOTAL COST:</b>	<b>\$139,927</b>
<b>UNIT PROFIT (SUBSIDY):</b>	<b>\$(3,787.84)</b>	<b>TOTAL PROFIT (SUBSIDY):</b>	<b>\$(22,727)</b>
<b>TOTAL UNITS:</b>	<b>6</b>	<b>PCT. COST RECOVERY:</b>	<b>83.76%</b>
<b>SUGGESTED FEE FOR COST RECOVERY OF: 100%</b>  Up to Three Reviews: \$9,930 - 1 to 5 Lots \$10,810 - 6 to 10 Lots \$17,090 - 11 to 50 Lots \$26,000 - 51 to 100 Lots \$36,660 - 101 to 150 Lots \$39,435 - 151 Lots and more			

**CITY OF WEST COVINA  
COST DETAIL WORKSHEET  
FY 2022-23**

<b>SERVICE</b>					<b>REFERENCE NO.</b>		
<b>MISC.FEE-FINAL MAP (TRACT/PARCEL)</b>					<b>S-098</b>		
<b>NOTE</b>					<b>TOTAL UNITS</b>		
Unit Costs are an Average of Total Units					<b>6</b>		
<u>DEPARTMENT</u>	<u>POSITION</u>	<u>TYPE</u>	<u>UNIT TIME</u>	<u>UNIT COST</u>	<u>ANN. UNITS</u>	<u>TOTAL COST</u>	
GENL ENGINEERING	CITY ENGINEER-C		8.00	\$2,504.40	1	\$2,504	
GENL ENGINEERING	DEPUTY CITY ENG-C		8.00	\$1,898.00	1	\$1,898	
GENL ENGINEERING	ENG.TECHNICIAN-C	1-5 Lots	2.00	\$270.20	1	\$270	
GENL ENGINEERING	PLAN CHECKER-C		24.00	\$5,259.12	1	\$5,259	
		<b>TYPE SUBTOTAL</b>	<b>42.00</b>	<b>\$9,931.72</b>		<b>\$9,932</b>	
GENL ENGINEERING	CITY ENGINEER-C		8.00	\$2,504.40	1	\$2,504	
GENL ENGINEERING	DEPUTY CITY ENG-C		8.00	\$1,898.00	1	\$1,898	
GENL ENGINEERING	ENG.TECHNICIAN-C	6 To 10 Lots	2.00	\$270.20	1	\$270	
GENL ENGINEERING	PLAN CHECKER-C		28.00	\$6,135.64	1	\$6,136	
		<b>TYPE SUBTOTAL</b>	<b>46.00</b>	<b>\$10,808.24</b>		<b>\$10,808</b>	
GENL ENGINEERING	CITY ENGINEER-C		8.00	\$2,504.40	1	\$2,504	
GENL ENGINEERING	DEPUTY CITY ENG-C		16.00	\$3,796.00	1	\$3,796	
GENL ENGINEERING	ENG.TECHNICIAN-C	11 To 50 Lots	2.00	\$270.20	1	\$270	
GENL ENGINEERING	PLAN CHECKER-C		48.00	\$10,518.24	1	\$10,518	
		<b>TYPE SUBTOTAL</b>	<b>74.00</b>	<b>\$17,088.84</b>		<b>\$17,089</b>	
GENL ENGINEERING	CITY ENGINEER-C		8.00	\$2,504.40	1	\$2,504	
GENL ENGINEERING	DEPUTY CITY ENG-C		24.00	\$5,694.00	1	\$5,694	
GENL ENGINEERING	ENG.TECHNICIAN-C	51 To 100 Lots	2.00	\$270.20	1	\$270	
GENL ENGINEERING	PLAN CHECKER-C		80.00	\$17,530.40	1	\$17,530	
		<b>TYPE SUBTOTAL</b>	<b>114.00</b>	<b>\$25,999.00</b>		<b>\$25,999</b>	
GENL ENGINEERING	CITY ENGINEER-C		8.00	\$2,504.40	1	\$2,504	
GENL ENGINEERING	DEPUTY CITY ENG-C		32.00	\$7,592.00	1	\$7,592	
GENL ENGINEERING	ENG.TECHNICIAN-C	101 To 150 Lots	2.00	\$270.20	1	\$270	
GENL ENGINEERING	PLAN CHECKER-C		120.00	\$26,295.60	1	\$26,296	
		<b>TYPE SUBTOTAL</b>	<b>162.00</b>	<b>\$36,662.20</b>		<b>\$36,662</b>	



**CITY OF WEST COVINA  
COST DETAIL WORKSHEET  
FY 2022-23**

<b>SERVICE</b> <b>MISC.FEE-FINAL MAP (TRACT/PARCEL)</b>					<b>REFERENCE NO.</b> <b>S-098</b>		
<b>NOTE</b> Unit Costs are an Average of Total Units					<b>TOTAL UNITS</b> <b>6</b>		
<b><u>DEPARTMENT</u></b>	<b><u>POSITION</u></b>	<b><u>TYPE</u></b>	<b><u>UNIT TIME</u></b>	<b><u>UNIT COST</u></b>	<b><u>ANN. UNITS</u></b>	<b><u>TOTAL COST</u></b>	
GENL ENGINEERING	CITY ENGINEER-C		8.00	\$2,504.40	1	\$2,504	
GENL ENGINEERING	DEPUTY CITY ENG-C		40.00	\$9,490.00	1	\$9,490	
GENL ENGINEERING	ENG.TECHNICIAN-C	151 Or More Lots	2.00	\$270.20	1	\$270	
GENL ENGINEERING	PLAN CHECKER-C		124.00	\$27,172.12	1	\$27,172	
<b>TYPE SUBTOTAL</b>			<b>174.00</b>	<b>\$39,436.72</b>		<b>\$39,437</b>	
<b>TOTALS</b>			<b>612.00</b>	<b>\$23,321.17</b>		<b>\$139,927</b>	

**CITY OF WEST COVINA  
REVENUE AND COST SUMMARY WORKSHEET  
FY 2022-23**

<b>SERVICE</b> <b>MISC.FEE-FINAL PARCEL MAP</b>		<b>REFERENCE NO.</b> <b>S-099</b>	
<b>PRIMARY DEPARTMENT</b> CD-ENGINEERING	<b>UNIT OF SERVICE</b> APPLICATION	<b>SERVICE RECIPIENT</b>	
<b>DESCRIPTION OF SERVICE</b>  See Comment Below.			
<b>CURRENT FEE STRUCTURE</b>  Up to Three Reviews: \$6,898 - 1 to 10 Parcels \$12,093 - 11 to 50 Parcels \$16,730 - 51 or more Parcels			
<b><u>REVENUE AND COST COMPARISON</u></b>			
<b>UNIT REVENUE:</b>	<b>\$0.00</b>	<b>TOTAL REVENUE:</b>	<b>\$0</b>
<b>UNIT COST:</b>	<b>\$0.00</b>	<b>TOTAL COST:</b>	<b>\$0</b>
<b>UNIT PROFIT (SUBSIDY):</b>	<b>\$0.00</b>	<b>TOTAL PROFIT (SUBSIDY):</b>	<b>\$0</b>
<b>TOTAL UNITS:</b>	<b>1</b>	<b>PCT. COST RECOVERY:</b>	<b>0.00%</b>
<b>SUGGESTED FEE FOR COST RECOVERY OF: 100%</b>			
Staff recommends combining the final maps into one service (T-467) and deleting this service as the process is the same for both.			

**CITY OF WEST COVINA  
COST DETAIL WORKSHEET  
FY 2022-23**

<b>SERVICE</b> <b>MISC.FEE-FINAL PARCEL MAP</b>					<b>REFERENCE NO.</b> <b>S-099</b>		
<b>NOTE</b> Unit Costs are an Average of Total Units					<b>TOTAL UNITS</b> <b>1</b>		
<u>DEPARTMENT</u>	<u>POSITION</u>	<u>TYPE</u>	<u>UNIT TIME</u>	<u>UNIT COST</u>	<u>ANN. UNITS</u>	<u>TOTAL COST</u>	
			0.00	\$0.00	0	\$0	
		<b>TYPE SUBTOTAL</b>	<b>0.00</b>	<b>\$0.00</b>		<b>\$0</b>	
		<b>TOTALS</b>	<b>0.00</b>	<b>\$0.00</b>		<b>\$0</b>	

**CITY OF WEST COVINA  
REVENUE AND COST SUMMARY WORKSHEET  
FY 2022-23**

<b>SERVICE</b> <b>POLICE FALSE ALARM RESPONSE</b>		<b>REFERENCE NO.</b> <b>S-100</b>	
<b>PRIMARY DEPARTMENT</b> POLICE	<b>UNIT OF SERVICE</b> RESPONSE	<b>SERVICE RECIPIENT</b>	
<b>DESCRIPTION OF SERVICE</b>  Responding to a Police false alarm due to mechanical malfunction or operator error.			
<b>CURRENT FEE STRUCTURE</b>  First Response - Registered - \$50 Non-Registered - \$150 Second Response - Registered - \$75 Non-Registered - \$175 Third Response - Registered - \$125 Non-Registered - \$225 Fourth Response - Registered - \$175 Non-Registered - \$275 Fifth Response - Registered - \$225 Non-Registered - \$325 Sixth and Subsequent Responses - Registered - \$275 Non-Registered - \$375  Robbery or Panic Alarm - \$100 Operating Suspended Alarm: First - \$200 Each Subsequent - \$300			
<b>REVENUE AND COST COMPARISON</b>			
<b>UNIT REVENUE:</b>	<b>\$0.00</b>	<b>TOTAL REVENUE:</b>	<b>\$0</b>
<b>UNIT COST:</b>	<b>\$45.68</b>	<b>TOTAL COST:</b>	<b>\$121,052</b>
<b>UNIT PROFIT (SUBSIDY):</b>	<b>\$(45.68)</b>	<b>TOTAL PROFIT (SUBSIDY):</b>	<b>\$(121,052)</b>
<b>TOTAL UNITS:</b>	<b>2,650</b>	<b>PCT. COST RECOVERY:</b>	<b>0.00%</b>
<b>SUGGESTED FEE FOR COST RECOVERY OF: 100%</b>  First Response - Registered - \$50 Non-Registered - \$150 Second Response - Registered - \$75 Non-Registered - \$175 Third Response - Registered - \$125 Non-Registered - \$225 Fourth Response - Registered - \$175 Non-Registered - \$275 Fifth Response - Registered - \$225 Non-Registered - \$325 Sixth and Subsequent Responses - Registered - \$275 Non-Registered - \$375  Robbery or Panic Alarm - \$100 Operating Suspended Alarm: First - \$200 Each Subsequent - \$300			



**CITY OF WEST COVINA  
COST DETAIL WORKSHEET  
FY 2022-23**

<b>SERVICE</b> <b>POLICE FALSE ALARM RESPONSE</b>					<b>REFERENCE NO.</b> <b>S-100</b>		
<b>NOTE</b> Unit Costs are an Average of Total Units					<b>TOTAL UNITS</b> <b>2,650</b>		
<b><u>DEPARTMENT</u></b>	<b><u>POSITION</u></b>	<b><u>TYPE</u></b>	<b><u>UNIT TIME</u></b>	<b><u>UNIT COST</u></b>	<b><u>ANN. UNITS</u></b>	<b><u>TOTAL COST</u></b>	
DISPATCH	PUBLIC SAFETY DISPATCHER		0.20	\$13.60	2,650	\$36,040	
PATROL	POLICE OFFICER		0.24	\$32.08	2,650	\$85,012	
		<b>TYPE SUBTOTAL</b>	<b>0.44</b>	<b>\$45.68</b>		<b>\$121,052</b>	
<b>TOTALS</b>			<b>0.44</b>	<b>\$45.68</b>		<b>\$121,052</b>	

**CITY OF WEST COVINA  
REVENUE AND COST SUMMARY WORKSHEET  
FY 2022-23**

<b>SERVICE</b> <b>MULTIPLE POLICE PARTY/BAR RESPONSE</b>		<b>REFERENCE NO.</b> <b>S-101</b>	
<b>PRIMARY DEPARTMENT</b> POLICE	<b>UNIT OF SERVICE</b> RESPONSE	<b>SERVICE RECIPIENT</b>	
<b>DESCRIPTION OF SERVICE</b>  Police response to a loud party or bar, after an initial warning.			
<b>CURRENT FEE STRUCTURE</b>  \$250 per response  Noise Ordinance citations may also be issued.			
<b><u>REVENUE AND COST COMPARISON</u></b>			
<b>UNIT REVENUE:</b>	<b>\$250.00</b>	<b>TOTAL REVENUE:</b>	<b>\$500</b>
<b>UNIT COST:</b>	<b>\$268.50</b>	<b>TOTAL COST:</b>	<b>\$537</b>
<b>UNIT PROFIT (SUBSIDY):</b>	<b>\$(18.50)</b>	<b>TOTAL PROFIT (SUBSIDY):</b>	<b>\$(37)</b>
<b>TOTAL UNITS:</b>	<b>2</b>	<b>PCT. COST RECOVERY:</b>	<b>93.11%</b>
<b>SUGGESTED FEE FOR COST RECOVERY OF: 100%</b>  Charge the fully allocated hourly rates for all responding personnel.  Noise Ordinance citations may also be issued.			

**CITY OF WEST COVINA  
COST DETAIL WORKSHEET  
FY 2022-23**

<b>SERVICE</b> <b>MULTIPLE POLICE PARTY/BAR RESPONSE</b>					<b>REFERENCE NO.</b> <b>S-101</b>		
<b>NOTE</b> Unit Costs are an Average of Total Units					<b>TOTAL UNITS</b> <b>2</b>		
<u>DEPARTMENT</u>	<u>POSITION</u>	<u>TYPE</u>	<u>UNIT TIME</u>	<u>UNIT COST</u>	<u>ANN. UNITS</u>	<u>TOTAL COST</u>	
PATROL	POLICE OFFICER		2.01	\$268.64	2	\$537	
		TYPE SUBTOTAL	2.01	\$268.64		\$537	
<b>TOTALS</b>			<b>2.01</b>	<b>\$268.50</b>		<b>\$537</b>	

**CITY OF WEST COVINA  
REVENUE AND COST SUMMARY WORKSHEET  
FY 2022-23**

<b>SERVICE</b> DUI ACCIDENT POLICE RESPONSE		<b>REFERENCE NO.</b> S-102	
<b>PRIMARY DEPARTMENT</b> POLICE	<b>UNIT OF SERVICE</b> INCIDENT	<b>SERVICE RECIPIENT</b>	
<b>DESCRIPTION OF SERVICE</b>  Response to an emergency incident related to a driver who was under the influence.			
<b>CURRENT FEE STRUCTURE</b>  Charge the fully allocated hourly rates for all responding personnel up to a State-set maximum of \$12,000			
<b><u>REVENUE AND COST COMPARISON</u></b>			
<b>UNIT REVENUE:</b>	<b>\$120.00</b>	<b>TOTAL REVENUE:</b>	<b>\$120</b>
<b>UNIT COST:</b>	<b>\$134.00</b>	<b>TOTAL COST:</b>	<b>\$134</b>
<b>UNIT PROFIT (SUBSIDY):</b>	<b>\$(14.00)</b>	<b>TOTAL PROFIT (SUBSIDY):</b>	<b>\$(14)</b>
<b>TOTAL UNITS:</b>	<b>1</b>	<b>PCT. COST RECOVERY:</b>	<b>89.55%</b>
<b>SUGGESTED FEE FOR COST RECOVERY OF: 100%</b>  Charge the fully allocated hourly rates for all responding personnel up to a State-set maximum of \$12,000			

**CITY OF WEST COVINA  
COST DETAIL WORKSHEET  
FY 2022-23**

<b>SERVICE</b> <b>DUI ACCIDENT POLICE RESPONSE</b>					<b>REFERENCE NO.</b> <b>S-102</b>		
<b>NOTE</b> Unit Costs are an Average of Total Units					<b>TOTAL UNITS</b> <b>1</b>		
<b><u>DEPARTMENT</u></b>	<b><u>POSITION</u></b>	<b><u>TYPE</u></b>	<b><u>UNIT TIME</u></b>	<b><u>UNIT COST</u></b>	<b><u>ANN. UNITS</u></b>	<b><u>TOTAL COST</u></b>	
PATROL	POLICE OFFICER		1.00	\$133.65	1	\$134	
		<b>TYPE SUBTOTAL</b>	<b>1.00</b>	<b>\$133.65</b>		<b>\$134</b>	
<b>TOTALS</b>			<b>1.00</b>	<b>\$134.00</b>		<b>\$134</b>	

**CITY OF WEST COVINA  
REVENUE AND COST SUMMARY WORKSHEET  
FY 2022-23**

<b>SERVICE</b> JAIL BOOKING		<b>REFERENCE NO.</b> S-103	
<b>PRIMARY DEPARTMENT</b> POLICE	<b>UNIT OF SERVICE</b> BOOKING	<b>SERVICE RECIPIENT</b>	
<b>DESCRIPTION OF SERVICE</b>  Booking an individual who has been arrested.			
<b>CURRENT FEE STRUCTURE</b>  \$150 per booking			
<b>REVENUE AND COST COMPARISON</b>			
<b>UNIT REVENUE:</b>	<b>\$29.19</b>	<b>TOTAL REVENUE:</b>	<b>\$68,600</b>
<b>UNIT COST:</b>	<b>\$373.03</b>	<b>TOTAL COST:</b>	<b>\$876,621</b>
<b>UNIT PROFIT (SUBSIDY):</b>	<b>\$(343.84)</b>	<b>TOTAL PROFIT (SUBSIDY):</b>	<b>\$(808,021)</b>
<b>TOTAL UNITS:</b>	<b>2,350</b>	<b>PCT. COST RECOVERY:</b>	<b>7.83%</b>
<b>SUGGESTED FEE FOR COST RECOVERY OF: 100%</b>  \$375 per booking			

**CITY OF WEST COVINA  
COST DETAIL WORKSHEET  
FY 2022-23**

<b>SERVICE</b> <b>JAIL BOOKING</b>					<b>REFERENCE NO.</b> <b>S-103</b>		
<b>NOTE</b> Unit Costs are an Average of Total Units					<b>TOTAL UNITS</b> <b>2,350</b>		
<u>DEPARTMENT</u>	<u>POSITION</u>	<u>TYPE</u>	<u>UNIT TIME</u>	<u>UNIT COST</u>	<u>ANN. UNITS</u>	<u>TOTAL COST</u>	
JAIL	JAILER		1.00	\$54.24	2,350	\$127,464	
PATROL	POLICE CORPORAL		0.50	\$74.21	2,350	\$174,394	
PATROL	POLICE OFFICER		1.83	\$244.58	2,350	\$574,763	
		<b>TYPE SUBTOTAL</b>	<b>3.33</b>	<b>\$373.03</b>		<b>\$876,621</b>	
<b>TOTALS</b>			<b>3.33</b>	<b>\$373.03</b>		<b>\$876,621</b>	

**CITY OF WEST COVINA  
REVENUE AND COST SUMMARY WORKSHEET  
FY 2022-23**

<b>SERVICE</b> <b>JUVENILE DETENTION</b>		<b>REFERENCE NO.</b> <b>S-104</b>	
<b>PRIMARY DEPARTMENT</b> POLICE	<b>UNIT OF SERVICE</b> HOUR	<b>SERVICE RECIPIENT</b>	
<b>DESCRIPTION OF SERVICE</b>  Detention of a juvenile until they are released to their parents.			
<b>CURRENT FEE STRUCTURE</b>  First hour - No Charge Each Subsequent Quarter-Hour - \$30			
<b>REVENUE AND COST COMPARISON</b>			
<b>UNIT REVENUE:</b>	<b>\$0.00</b>	<b>TOTAL REVENUE:</b>	<b>\$0</b>
<b>UNIT COST:</b>	<b>\$54.24</b>	<b>TOTAL COST:</b>	<b>\$1,356</b>
<b>UNIT PROFIT (SUBSIDY):</b>	<b>\$(54.24)</b>	<b>TOTAL PROFIT (SUBSIDY):</b>	<b>\$(1,356)</b>
<b>TOTAL UNITS:</b>	<b>25</b>	<b>PCT. COST RECOVERY:</b>	<b>0.00%</b>
<b>SUGGESTED FEE FOR COST RECOVERY OF: 100%</b>  First hour - No Charge Each Subsequent Quarter-Hour - \$30			



**CITY OF WEST COVINA  
COST DETAIL WORKSHEET  
FY 2022-23**

<b>SERVICE</b> <b>JUVENILE DETENTION</b>					<b>REFERENCE NO.</b> <b>S-104</b>		
<b>NOTE</b> Unit Costs are an Average of Total Units					<b>TOTAL UNITS</b> <b>25</b>		
<u>DEPARTMENT</u>	<u>POSITION</u>	<u>TYPE</u>	<u>UNIT TIME</u>	<u>UNIT COST</u>	<u>ANN. UNITS</u>	<u>TOTAL COST</u>	
JAIL	JAILER		1.00	\$54.24	25	\$1,356	
		TYPE SUBTOTAL	1.00	\$54.24		\$1,356	
		TOTALS	1.00	\$54.24		\$1,356	

**CITY OF WEST COVINA  
REVENUE AND COST SUMMARY WORKSHEET  
FY 2022-23**

<b>SERVICE</b> <b>POLICE EVENT SECURITY</b>		<b>REFERENCE NO.</b> <b>S-105</b>	
<b>PRIMARY DEPARTMENT</b> POLICE	<b>UNIT OF SERVICE</b> HOUR	<b>SERVICE RECIPIENT</b>	
<b>DESCRIPTION OF SERVICE</b>  Providing Police security for private community events.			
<b>CURRENT FEE STRUCTURE</b>  Officer - \$80 per hour Supervisor - \$100 per hour			
<b>REVENUE AND COST COMPARISON</b>			
<b>UNIT REVENUE:</b>	<b>\$80.00</b>	<b>TOTAL REVENUE:</b>	<b>\$12,000</b>
<b>UNIT COST:</b>	<b>\$133.65</b>	<b>TOTAL COST:</b>	<b>\$20,048</b>
<b>UNIT PROFIT (SUBSIDY):</b>	<b>\$(53.65)</b>	<b>TOTAL PROFIT (SUBSIDY):</b>	<b>\$(8,048)</b>
<b>TOTAL UNITS:</b>	<b>150</b>	<b>PCT. COST RECOVERY:</b>	<b>59.86%</b>
<b>SUGGESTED FEE FOR COST RECOVERY OF: 100%</b>  Officer - \$80 per hour Supervisor - \$100 per hour			

April 14, 2023

**CITY OF WEST COVINA  
COST DETAIL WORKSHEET  
FY 2022-23**

<b>SERVICE</b> <b>POLICE EVENT SECURITY</b>					<b>REFERENCE NO.</b> <b>S-105</b>		
<b>NOTE</b> Unit Costs are an Average of Total Units					<b>TOTAL UNITS</b> <b>150</b>		
<u>DEPARTMENT</u>	<u>POSITION</u>	<u>TYPE</u>	<u>UNIT TIME</u>	<u>UNIT COST</u>	<u>ANN. UNITS</u>	<u>TOTAL COST</u>	
PATROL	POLICE OFFICER		1.00	\$133.65	150	\$20,048	
		TYPE SUBTOTAL	1.00	\$133.65		\$20,048	
<b>TOTALS</b>			<b>1.00</b>	<b>\$133.65</b>		<b>\$20,048</b>	

**CITY OF WEST COVINA  
REVENUE AND COST SUMMARY WORKSHEET  
FY 2022-23**

<b>SERVICE VEHICLE REPOSSESSION</b>		<b>REFERENCE NO. S-106</b>	
<b>PRIMARY DEPARTMENT POLICE</b>	<b>UNIT OF SERVICE VEHICLE</b>	<b>SERVICE RECIPIENT</b>	
<b>DESCRIPTION OF SERVICE</b>  Processing a vehicle repossession.			
<b>CURRENT FEE STRUCTURE</b>  \$15 per vehicle  Fees are set by the State.			
<b><u>REVENUE AND COST COMPARISON</u></b>			
<b>UNIT REVENUE:</b>	<b>\$15.00</b>	<b>TOTAL REVENUE:</b>	<b>\$5,400</b>
<b>UNIT COST:</b>	<b>\$25.23</b>	<b>TOTAL COST:</b>	<b>\$9,083</b>
<b>UNIT PROFIT (SUBSIDY):</b>	<b>\$(10.23)</b>	<b>TOTAL PROFIT (SUBSIDY):</b>	<b>\$(3,683)</b>
<b>TOTAL UNITS:</b>	<b>360</b>	<b>PCT. COST RECOVERY:</b>	<b>59.45%</b>
<b>SUGGESTED FEE FOR COST RECOVERY OF: 50%</b>  \$15 per vehicle  Fees are set by the State.			

**CITY OF WEST COVINA  
COST DETAIL WORKSHEET  
FY 2022-23**

<b>SERVICE</b> <b>VEHICLE REPOSSESSION</b>					<b>REFERENCE NO.</b> <b>S-106</b>		
<b>NOTE</b> Unit Costs are an Average of Total Units					<b>TOTAL UNITS</b> <b>360</b>		
<u>DEPARTMENT</u>	<u>POSITION</u>	<u>TYPE</u>	<u>UNIT TIME</u>	<u>UNIT COST</u>	<u>ANN. UNITS</u>	<u>TOTAL COST</u>	
POLICE ADMIN	PD RECORDS SPEC I/II		0.50	\$25.23	360	\$9,083	
		<b>TYPE SUBTOTAL</b>	<b>0.50</b>	<b>\$25.23</b>		<b>\$9,083</b>	
<b>TOTALS</b>			<b>0.50</b>	<b>\$25.23</b>		<b>\$9,083</b>	

**CITY OF WEST COVINA  
REVENUE AND COST SUMMARY WORKSHEET  
FY 2022-23**

<b>SERVICE</b> <b>STORED/ABANDONED VEHICLE RELEASE</b>		<b>REFERENCE NO.</b> <b>S-107</b>	
<b>PRIMARY DEPARTMENT</b> POLICE	<b>UNIT OF SERVICE</b> VEHICLE	<b>SERVICE RECIPIENT</b>	
<b>DESCRIPTION OF SERVICE</b>  Release of an impounded or stored vehicle.			
<b>CURRENT FEE STRUCTURE</b>  \$200 per vehicle			
<b><u>REVENUE AND COST COMPARISON</u></b>			
<b>UNIT REVENUE:</b>	<b>\$200.00</b>	<b>TOTAL REVENUE:</b>	<b>\$110,000</b>
<b>UNIT COST:</b>	<b>\$200.19</b>	<b>TOTAL COST:</b>	<b>\$110,105</b>
<b>UNIT PROFIT (SUBSIDY):</b>	<b>\$(0.19)</b>	<b>TOTAL PROFIT (SUBSIDY):</b>	<b>\$(105)</b>
<b>TOTAL UNITS:</b>	<b>550</b>	<b>PCT. COST RECOVERY:</b>	<b>99.90%</b>
<b>SUGGESTED FEE FOR COST RECOVERY OF: 100%</b>  \$200 per vehicle			

**CITY OF WEST COVINA  
COST DETAIL WORKSHEET  
FY 2022-23**

<b>SERVICE</b> <b>STORED/ABANDONED VEHICLE RELEASE</b>					<b>REFERENCE NO.</b> <b>S-107</b>		
<b>NOTE</b> Unit Costs are an Average of Total Units					<b>TOTAL UNITS</b> <b>550</b>		
<u>DEPARTMENT</u>	<u>POSITION</u>	<u>TYPE</u>	<u>UNIT TIME</u>	<u>UNIT COST</u>	<u>ANN. UNITS</u>	<u>TOTAL COST</u>	
POLICE ADMIN	PD RECORDS SPEC I/II		0.25	\$12.61	550	\$6,936	
DISPATCH	PUBLIC SAFETY DISPATCHER		0.08	\$5.44	550	\$2,992	
PATROL	COMM SVCS OFFICER		1.00	\$55.50	550	\$30,525	
PATROL	POLICE CORPORAL		0.25	\$37.10	550	\$20,405	
PATROL	POLICE OFFICER		0.67	\$89.54	550	\$49,247	
<b>TYPE SUBTOTAL</b>			<b>2.25</b>	<b>\$200.19</b>		<b>\$110,105</b>	
<b>TOTALS</b>			<b>2.25</b>	<b>\$200.19</b>		<b>\$110,105</b>	

**CITY OF WEST COVINA  
REVENUE AND COST SUMMARY WORKSHEET  
FY 2022-23**

<b>SERVICE</b> <b>SPECIAL BUSINESS LIC REG PERMIT</b>		<b>REFERENCE NO.</b> <b>S-108</b>	
<b>PRIMARY DEPARTMENT</b> POLICE	<b>UNIT OF SERVICE</b> APPLICATION	<b>SERVICE RECIPIENT</b>	
<b>DESCRIPTION OF SERVICE</b>  Review the backgrounds of certain types of businesses operating within the City.			
<b>CURRENT FEE STRUCTURE</b>  Bingo Permit - \$26 Solicitation Permit: First Time - \$52 Renewal - \$39 Games of Skill or Science Permit - \$52 Hypnotist Permit - \$123 Fortune Teller Permit - \$150 Massage Therapist: First Time - \$150 Renewal - \$137 Massage Establishment Owner Permit - \$137 Mobile Food Vendor - \$32 Adult Oriented Business Performer - \$107			
<b>REVENUE AND COST COMPARISON</b>			
<b>UNIT REVENUE:</b>	<b>\$150.00</b>	<b>TOTAL REVENUE:</b>	<b>\$1,050</b>
<b>UNIT COST:</b>	<b>\$272.00</b>	<b>TOTAL COST:</b>	<b>\$1,904</b>
<b>UNIT PROFIT (SUBSIDY):</b>	<b>\$(122.00)</b>	<b>TOTAL PROFIT (SUBSIDY):</b>	<b>\$(854)</b>
<b>TOTAL UNITS:</b>	<b>7</b>	<b>PCT. COST RECOVERY:</b>	<b>55.15%</b>
<b>SUGGESTED FEE FOR COST RECOVERY OF: 100%</b>  \$270 per permit plus DOJ fees			



**CITY OF WEST COVINA  
COST DETAIL WORKSHEET  
FY 2022-23**

<b>SERVICE</b> <b>SPECIAL BUSINESS LIC REG PERMIT</b>					<b>REFERENCE NO.</b> <b>S-108</b>		
<b>NOTE</b> Unit Costs are an Average of Total Units					<b>TOTAL UNITS</b> <b>7</b>		
<u>DEPARTMENT</u>	<u>POSITION</u>	<u>TYPE</u>	<u>UNIT TIME</u>	<u>UNIT COST</u>	<u>ANN. UNITS</u>	<u>TOTAL COST</u>	
POLICE ADMIN	POLICE SERGEANT		1.75	\$271.99	7	\$1,904	
		TYPE SUBTOTAL	1.75	\$271.99		\$1,904	
<b>TOTALS</b>			<b>1.75</b>	<b>\$272.00</b>		<b>\$1,904</b>	

**CITY OF WEST COVINA  
REVENUE AND COST SUMMARY WORKSHEET  
FY 2022-23**

<b>SERVICE</b> <b>ALCOHOLIC BEVERAGE PERMIT</b>		<b>REFERENCE NO.</b> <b>S-109</b>	
<b>PRIMARY DEPARTMENT</b> POLICE	<b>UNIT OF SERVICE</b> APPLICATION	<b>SERVICE RECIPIENT</b>	
<b>DESCRIPTION OF SERVICE</b>  Review and on-site compliance inspection of a request to serve alcohol at a special event.			
<b>CURRENT FEE STRUCTURE</b>  \$390 per application			
<b>REVENUE AND COST COMPARISON</b>			
<b>UNIT REVENUE:</b>	<b>\$390.00</b>	<b>TOTAL REVENUE:</b>	<b>\$1,950</b>
<b>UNIT COST:</b>	<b>\$272.00</b>	<b>TOTAL COST:</b>	<b>\$1,360</b>
<b>UNIT PROFIT (SUBSIDY):</b>	<b>\$118.00</b>	<b>TOTAL PROFIT (SUBSIDY):</b>	<b>\$590</b>
<b>TOTAL UNITS:</b>	<b>5</b>	<b>PCT. COST RECOVERY:</b>	<b>143.38%</b>
<b>SUGGESTED FEE FOR COST RECOVERY OF: 100%</b>  \$270 per application			

**CITY OF WEST COVINA  
COST DETAIL WORKSHEET  
FY 2022-23**

<b>SERVICE</b> <b>ALCOHOLIC BEVERAGE PERMIT</b>					<b>REFERENCE NO.</b> <b>S-109</b>		
<b>NOTE</b> Unit Costs are an Average of Total Units					<b>TOTAL UNITS</b> <b>5</b>		
<u>DEPARTMENT</u>	<u>POSITION</u>	<u>TYPE</u>	<u>UNIT TIME</u>	<u>UNIT COST</u>	<u>ANN. UNITS</u>	<u>TOTAL COST</u>	
POLICE ADMIN	POLICE SERGEANT		1.75	\$271.99	5	\$1,360	
		TYPE SUBTOTAL	1.75	\$271.99		\$1,360	
<b>TOTALS</b>			<b>1.75</b>	<b>\$272.00</b>		<b>\$1,360</b>	

**CITY OF WEST COVINA  
REVENUE AND COST SUMMARY WORKSHEET  
FY 2022-23**

<b>SERVICE</b> <b>CONCEALED WEAPON PERMIT</b>		<b>REFERENCE NO.</b> <b>S-110</b>	
<b>PRIMARY DEPARTMENT</b> POLICE	<b>UNIT OF SERVICE</b> APPLICATION	<b>SERVICE RECIPIENT</b>	
<b>DESCRIPTION OF SERVICE</b>  Review of a request for a concealed weapon permit.			
<b>CURRENT FEE STRUCTURE</b>  None			
<b><u>REVENUE AND COST COMPARISON</u></b>			
<b>UNIT REVENUE:</b>	<b>\$0.00</b>	<b>TOTAL REVENUE:</b>	<b>\$0</b>
<b>UNIT COST:</b>	<b>\$473.00</b>	<b>TOTAL COST:</b>	<b>\$473</b>
<b>UNIT PROFIT (SUBSIDY):</b>	<b>\$(473.00)</b>	<b>TOTAL PROFIT (SUBSIDY):</b>	<b>\$(473)</b>
<b>TOTAL UNITS:</b>	<b>1</b>	<b>PCT. COST RECOVERY:</b>	<b>0.00%</b>
<b>SUGGESTED FEE FOR COST RECOVERY OF: 20%</b>			
<p>Fee is set by State Law:</p> <p>New application - \$100 \$25 - renewal application  Amended application - \$10  Psychological testing costs are to be added to the above fee up to \$150</p> <p>20% of the fee is collected upon filing of the initial application and is non-refundable. The balance of the fee is collected on issuance of the license.</p>			

**CITY OF WEST COVINA  
COST DETAIL WORKSHEET  
FY 2022-23**

<b>SERVICE</b> <b>CONCEALED WEAPON PERMIT</b>					<b>REFERENCE NO.</b> <b>S-110</b>	
<b>NOTE</b> Unit Costs are an Average of Total Units					<b>TOTAL UNITS</b> <b>1</b>	
<u>DEPARTMENT</u>	<u>POSITION</u>	<u>TYPE</u>	<u>UNIT TIME</u>	<u>UNIT COST</u>	<u>ANN. UNITS</u>	<u>TOTAL COST</u>
POLICE ADMIN	POLICE CHIEF		0.50	\$125.53	1	\$126
POLICE ADMIN	POLICE SERGEANT		2.00	\$310.84	1	\$311
POLICE ADMIN	SR ADMIN ASST		0.50	\$36.53	1	\$37
		<b>TYPE SUBTOTAL</b>	<b>3.00</b>	<b>\$472.90</b>		<b>\$473</b>
<b>TOTALS</b>			<b>3.00</b>	<b>\$473.00</b>		<b>\$473</b>

**CITY OF WEST COVINA  
REVENUE AND COST SUMMARY WORKSHEET  
FY 2022-23**

<b>SERVICE</b> <b>CLEARANCE LETTER PROCESSING</b>		<b>REFERENCE NO.</b> <b>S-111</b>	
<b>PRIMARY DEPARTMENT</b> POLICE	<b>UNIT OF SERVICE</b> LETTER	<b>SERVICE RECIPIENT</b>	
<b>DESCRIPTION OF SERVICE</b>  Processing a request for a local background check clearance letter.			
<b>CURRENT FEE STRUCTURE</b>  \$10 per letter			
<b><u>REVENUE AND COST COMPARISON</u></b>			
<b>UNIT REVENUE:</b>	<b>\$10.00</b>	<b>TOTAL REVENUE:</b>	<b>\$10</b>
<b>UNIT COST:</b>	<b>\$9.00</b>	<b>TOTAL COST:</b>	<b>\$9</b>
<b>UNIT PROFIT (SUBSIDY):</b>	<b>\$1.00</b>	<b>TOTAL PROFIT (SUBSIDY):</b>	<b>\$1</b>
<b>TOTAL UNITS:</b>	<b>1</b>	<b>PCT. COST RECOVERY:</b>	<b>111.11%</b>
<b>SUGGESTED FEE FOR COST RECOVERY OF: 100%</b>  \$10 per letter			

**CITY OF WEST COVINA  
COST DETAIL WORKSHEET  
FY 2022-23**

<b>SERVICE</b> <b>CLEARANCE LETTER PROCESSING</b>					<b>REFERENCE NO.</b> <b>S-111</b>		
<b>NOTE</b> Unit Costs are an Average of Total Units					<b>TOTAL UNITS</b> <b>1</b>		
<u>DEPARTMENT</u>	<u>POSITION</u>	<u>TYPE</u>	<u>UNIT TIME</u>	<u>UNIT COST</u>	<u>ANN. UNITS</u>	<u>TOTAL COST</u>	
POLICE ADMIN	PD RECORDS SPEC I/II		0.17	\$8.58	1	\$9	
		<b>TYPE SUBTOTAL</b>	<b>0.17</b>	<b>\$8.58</b>		<b>\$9</b>	
<b>TOTALS</b>			<b>0.17</b>	<b>\$9.00</b>		<b>\$9</b>	

**CITY OF WEST COVINA  
REVENUE AND COST SUMMARY WORKSHEET  
FY 2022-23**

<b>SERVICE</b> <b>POLICE REPORT REPRODUCTION</b>		<b>REFERENCE NO.</b> <b>S-112</b>	
<b>PRIMARY DEPARTMENT</b> POLICE	<b>UNIT OF SERVICE</b> COPY	<b>SERVICE RECIPIENT</b>	
<b>DESCRIPTION OF SERVICE</b>  Providing copies of Police reports on request.			
<b>CURRENT FEE STRUCTURE</b>  \$0.25 per copy  Or the full cost to the extent allowed by the Public Records Act			
<b><u>REVENUE AND COST COMPARISON</u></b>			
<b>UNIT REVENUE:</b>	<b>\$0.25</b>	<b>TOTAL REVENUE:</b>	<b>\$125</b>
<b>UNIT COST:</b>	<b>\$0.50</b>	<b>TOTAL COST:</b>	<b>\$250</b>
<b>UNIT PROFIT (SUBSIDY):</b>	<b>\$(0.25)</b>	<b>TOTAL PROFIT (SUBSIDY):</b>	<b>\$(125)</b>
<b>TOTAL UNITS:</b>	<b>500</b>	<b>PCT. COST RECOVERY:</b>	<b>50.00%</b>
<b>SUGGESTED FEE FOR COST RECOVERY OF: 50%</b>  Black and White - \$0.25 per copy Color - \$0.60 per copy  Or the full cost to the extent allowed by the Public Records Act			



**CITY OF WEST COVINA  
COST DETAIL WORKSHEET  
FY 2022-23**

<b>SERVICE</b> <b>POLICE REPORT REPRODUCTION</b>					<b>REFERENCE NO.</b> <b>S-112</b>		
<b>NOTE</b> Unit Costs are an Average of Total Units					<b>TOTAL UNITS</b> <b>500</b>		
<u>DEPARTMENT</u>	<u>POSITION</u>	<u>TYPE</u>	<u>UNIT TIME</u>	<u>UNIT COST</u>	<u>ANN. UNITS</u>	<u>TOTAL COST</u>	
POLICE ADMIN	PD RECORDS SPEC I/II		0.01	\$0.50	500	\$250	
		TYPE SUBTOTAL	0.01	\$0.50		\$250	
<b>TOTALS</b>			<b>0.01</b>	<b>\$0.50</b>		<b>\$250</b>	

**CITY OF WEST COVINA  
REVENUE AND COST SUMMARY WORKSHEET  
FY 2022-23**

<b>SERVICE</b> <b>POLICE MEDIA REPRODUCTION</b>		<b>REFERENCE NO.</b> <b>S-113</b>	
<b>PRIMARY DEPARTMENT</b> POLICE	<b>UNIT OF SERVICE</b> DEVICE	<b>SERVICE RECIPIENT</b>	
<b>DESCRIPTION OF SERVICE</b>  Providing electronic Police records on a device.			
<b>CURRENT FEE STRUCTURE</b>  \$35 per device			
<b><u>REVENUE AND COST COMPARISON</u></b>			
<b>UNIT REVENUE:</b>	<b>\$35.00</b>	<b>TOTAL REVENUE:</b>	<b>\$5,250</b>
<b>UNIT COST:</b>	<b>\$4.04</b>	<b>TOTAL COST:</b>	<b>\$606</b>
<b>UNIT PROFIT (SUBSIDY):</b>	<b>\$30.96</b>	<b>TOTAL PROFIT (SUBSIDY):</b>	<b>\$4,644</b>
<b>TOTAL UNITS:</b>	<b>150</b>	<b>PCT. COST RECOVERY:</b>	<b>866.34%</b>
<b>SUGGESTED FEE FOR COST RECOVERY OF: 100%</b>  \$5 per device			

**CITY OF WEST COVINA  
COST DETAIL WORKSHEET  
FY 2022-23**

<b>SERVICE</b> <b>POLICE MEDIA REPRODUCTION</b>					<b>REFERENCE NO.</b> <b>S-113</b>		
<b>NOTE</b> Unit Costs are an Average of Total Units					<b>TOTAL UNITS</b> <b>150</b>		
<u>DEPARTMENT</u>	<u>POSITION</u>	<u>TYPE</u>	<u>UNIT TIME</u>	<u>UNIT COST</u>	<u>ANN. UNITS</u>	<u>TOTAL COST</u>	
POLICE ADMIN	PD RECORDS SPEC I/II		0.08	\$4.04	150	\$606	
		TYPE SUBTOTAL	0.08	\$4.04		\$606	
<b>TOTALS</b>			<b>0.08</b>	<b>\$4.04</b>		<b>\$606</b>	

**CITY OF WEST COVINA  
REVENUE AND COST SUMMARY WORKSHEET  
FY 2022-23**

<b>SERVICE</b> <b>FIRE PLAN CHECK REVIEW</b>		<b>REFERENCE NO.</b> <b>S-114</b>	
<b>PRIMARY DEPARTMENT</b> FIRE	<b>UNIT OF SERVICE</b> PLAN	<b>SERVICE RECIPIENT</b>	
<b>DESCRIPTION OF SERVICE</b>  Processing and review of a Fire plan check.			
<b>CURRENT FEE STRUCTURE</b>  \$99 per plan plus consultant costs			
<b><u>REVENUE AND COST COMPARISON</u></b>			
<b>UNIT REVENUE:</b>	<b>\$99.00</b>	<b>TOTAL REVENUE:</b>	<b>\$11,286</b>
<b>UNIT COST:</b>	<b>\$85.04</b>	<b>TOTAL COST:</b>	<b>\$9,695</b>
<b>UNIT PROFIT (SUBSIDY):</b>	<b>\$13.96</b>	<b>TOTAL PROFIT (SUBSIDY):</b>	<b>\$1,591</b>
<b>TOTAL UNITS:</b>	<b>114</b>	<b>PCT. COST RECOVERY:</b>	<b>116.41%</b>
<b>SUGGESTED FEE FOR COST RECOVERY OF: 100%</b>  \$85 per plan plus staff/consultant costs, 2 hour minimum			

**CITY OF WEST COVINA  
COST DETAIL WORKSHEET  
FY 2022-23**

<b>SERVICE</b> <b>FIRE PLAN CHECK REVIEW</b>					<b>REFERENCE NO.</b> <b>S-114</b>		
<b>NOTE</b> Unit Costs are an Average of Total Units					<b>TOTAL UNITS</b> <b>114</b>		
<u>DEPARTMENT</u>	<u>POSITION</u>	<u>TYPE</u>	<u>UNIT TIME</u>	<u>UNIT COST</u>	<u>ANN. UNITS</u>	<u>TOTAL COST</u>	
FIRE	ADMIN AIDE		1.50	\$85.04	114	\$9,695	
		TYPE SUBTOTAL	1.50	\$85.04		\$9,695	
<b>TOTALS</b>			<b>1.50</b>	<b>\$85.04</b>		<b>\$9,695</b>	

**CITY OF WEST COVINA  
REVENUE AND COST SUMMARY WORKSHEET  
FY 2022-23**

<b>SERVICE</b> <b>FIRE PLAN CHECK - EXPEDITED</b>		<b>REFERENCE NO.</b> <b>S-115</b>	
<b>PRIMARY DEPARTMENT</b> FIRE	<b>UNIT OF SERVICE</b> PLAN	<b>SERVICE RECIPIENT</b>	
<b>DESCRIPTION OF SERVICE</b>  Processing a request for an expedited Fire plan check.			
<b>CURRENT FEE STRUCTURE</b>  \$99 per plan plus Application fee			
<b><u>REVENUE AND COST COMPARISON</u></b>			
<b>UNIT REVENUE:</b>	<b>\$0.00</b>	<b>TOTAL REVENUE:</b>	<b>\$0</b>
<b>UNIT COST:</b>	<b>\$0.00</b>	<b>TOTAL COST:</b>	<b>\$0</b>
<b>UNIT PROFIT (SUBSIDY):</b>	<b>\$0.00</b>	<b>TOTAL PROFIT (SUBSIDY):</b>	<b>\$0</b>
<b>TOTAL UNITS:</b>	<b>1</b>	<b>PCT. COST RECOVERY:</b>	<b>0.00%</b>
<b>SUGGESTED FEE FOR COST RECOVERY OF: 100%</b>  150% of the Plan Review and Application fees			

**CITY OF WEST COVINA  
COST DETAIL WORKSHEET  
FY 2022-23**

<b>SERVICE</b> <b>FIRE PLAN CHECK - EXPEDITED</b>					<b>REFERENCE NO.</b> <b>S-115</b>		
<b>NOTE</b> Unit Costs are an Average of Total Units					<b>TOTAL UNITS</b> <b>1</b>		
<u>DEPARTMENT</u>	<u>POSITION</u>	<u>TYPE</u>	<u>UNIT TIME</u>	<u>UNIT COST</u>	<u>ANN. UNITS</u>	<u>TOTAL COST</u>	
			0.00	\$0.00	0	\$0	
		<b>TYPE SUBTOTAL</b>	<b>0.00</b>	<b>\$0.00</b>		<b>\$0</b>	
		<b>TOTALS</b>	<b>0.00</b>	<b>\$0.00</b>		<b>\$0</b>	

**CITY OF WEST COVINA  
REVENUE AND COST SUMMARY WORKSHEET  
FY 2022-23**

<b>SERVICE</b> <b>FLAMMABLE LIQUID STORAGE PERMIT</b>		<b>REFERENCE NO.</b> <b>S-116</b>	
<b>PRIMARY DEPARTMENT</b> FIRE	<b>UNIT OF SERVICE</b> PERMIT	<b>SERVICE RECIPIENT</b>	
<b>DESCRIPTION OF SERVICE</b>  Inspection of flammable liquid storage installation, removal, or modifications for compliance with City codes and standards.			
<b>CURRENT FEE STRUCTURE</b>  Underground Tank Installation - \$406 per tank Above-ground Tank Installation - \$406 per tank Underground Tank Removal - \$406 per tank plus Above-ground Tank Removal - \$406 per tank plus Vapor Recovery Modification - \$135 per recovery			
<b>REVENUE AND COST COMPARISON</b>			
<b>UNIT REVENUE:</b>	<b>\$219.88</b>	<b>TOTAL REVENUE:</b>	<b>\$1,759</b>
<b>UNIT COST:</b>	<b>\$268.00</b>	<b>TOTAL COST:</b>	<b>\$2,144</b>
<b>UNIT PROFIT (SUBSIDY):</b>	<b>\$(48.12)</b>	<b>TOTAL PROFIT (SUBSIDY):</b>	<b>\$(385)</b>
<b>TOTAL UNITS:</b>	<b>8</b>	<b>PCT. COST RECOVERY:</b>	<b>82.04%</b>
<b>SUGGESTED FEE FOR COST RECOVERY OF: 100%</b>  Underground Tank Installation - \$385 per tank Above-ground Tank Installation - \$385 per tank Underground Tank Removal - \$230 per tank Above-ground Tank Removal - \$230 per tank Vapor Recovery Modification - \$230 per recovery Co2 Tank/Alarm - \$230 per tank/alarm  Installation - includes 2 inspections Removal - includes 1 inspection			



**CITY OF WEST COVINA  
COST DETAIL WORKSHEET  
FY 2022-23**

<b>SERVICE</b>					<b>REFERENCE NO.</b>		
<b>FLAMMABLE LIQUID STORAGE PERMIT</b>					<b>S-116</b>		
<b>NOTE</b>					<b>TOTAL UNITS</b>		
Unit Costs are an Average of Total Units					<b>8</b>		
<u>DEPARTMENT</u>	<u>POSITION</u>	<u>TYPE</u>	<u>UNIT TIME</u>	<u>UNIT COST</u>	<u>ANN. UNITS</u>	<u>TOTAL COST</u>	
FIRE PREVENTION	FIRE PROTECT SPEC	Underground Install	2.50	\$382.83	1	\$383	
		<b>TYPE SUBTOTAL</b>	<b>2.50</b>	<b>\$382.83</b>		<b>\$383</b>	
FIRE PREVENTION	FIRE PROTECT SPEC	Aboveground Install	2.50	\$382.83	1	\$383	
		<b>TYPE SUBTOTAL</b>	<b>2.50</b>	<b>\$382.83</b>		<b>\$383</b>	
FIRE PREVENTION	FIRE PROTECT SPEC	Underground Remove	1.50	\$229.70	1	\$230	
		<b>TYPE SUBTOTAL</b>	<b>1.50</b>	<b>\$229.70</b>		<b>\$230</b>	
FIRE PREVENTION	FIRE PROTECT SPEC	Aboveground Remove	1.50	\$229.70	1	\$230	
		<b>TYPE SUBTOTAL</b>	<b>1.50</b>	<b>\$229.70</b>		<b>\$230</b>	
FIRE PREVENTION	FIRE PROTECT SPEC	Vapor Recov Mod	1.50	\$229.70	1	\$230	
		<b>TYPE SUBTOTAL</b>	<b>1.50</b>	<b>\$229.70</b>		<b>\$230</b>	
FIRE PREVENTION	FIRE PROTECT SPEC	CO2 Tanks/Alarms	1.50	\$229.70	3	\$689	
		<b>TYPE SUBTOTAL</b>	<b>1.50</b>	<b>\$229.70</b>		<b>\$689</b>	
<b>TOTALS</b>			<b>11.00</b>	<b>\$268.00</b>		<b>\$2,144</b>	

**CITY OF WEST COVINA  
REVENUE AND COST SUMMARY WORKSHEET  
FY 2022-23**

<b>SERVICE</b> <b>HIGH PILED STORAGE PERMIT</b>		<b>REFERENCE NO.</b> <b>S-117</b>	
<b>PRIMARY DEPARTMENT</b> FIRE	<b>UNIT OF SERVICE</b> PERMIT	<b>SERVICE RECIPIENT</b>	
<b>DESCRIPTION OF SERVICE</b> inspection of high piled storage for racks for compliance with City codes and standards.			
<b>CURRENT FEE STRUCTURE</b> \$338 per permit			
<b><u>REVENUE AND COST COMPARISON</u></b>			
<b>UNIT REVENUE:</b>	<b>\$338.00</b>	<b>TOTAL REVENUE:</b>	<b>\$1,014</b>
<b>UNIT COST:</b>	<b>\$140.33</b>	<b>TOTAL COST:</b>	<b>\$421</b>
<b>UNIT PROFIT (SUBSIDY):</b>	<b>\$197.67</b>	<b>TOTAL PROFIT (SUBSIDY):</b>	<b>\$593</b>
<b>TOTAL UNITS:</b>	<b>3</b>	<b>PCT. COST RECOVERY:</b>	<b>240.86%</b>
<b>SUGGESTED FEE FOR COST RECOVERY OF: 100%</b>			
0-1,500 square feet - \$230 per permit 1,501-3,000 square feet - \$385 per permit Each additional 1,500 square feet over 3,000 square feet - \$40 per permit			
Includes 1 inspection			

**CITY OF WEST COVINA  
COST DETAIL WORKSHEET  
FY 2022-23**

<b>SERVICE</b> <b>HIGH PILED STORAGE PERMIT</b>					<b>REFERENCE NO.</b> <b>S-117</b>	
<b>NOTE</b> Unit Costs are an Average of Total Units					<b>TOTAL UNITS</b> <b>3</b>	
<u>DEPARTMENT</u>	<u>POSITION</u>	<u>TYPE</u>	<u>UNIT TIME</u>	<u>UNIT COST</u>	<u>ANN. UNITS</u>	<u>TOTAL COST</u>
FIRE PREVENTION	FIRE PROTECT SPEC	Small (<=1.5k Sf)	1.50	\$229.70	1	\$230
		<b>TYPE SUBTOTAL</b>	<b>1.50</b>	<b>\$229.70</b>		<b>\$230</b>
FIRE PREVENTION	FIRE PROTECT SPEC	Next 1.5k Sf	1.00	\$153.13	1	\$153
		<b>TYPE SUBTOTAL</b>	<b>1.00</b>	<b>\$153.13</b>		<b>\$153</b>
FIRE PREVENTION	FIRE PROTECT SPEC	Every 1.5k Over 3kSf	0.25	\$38.28	1	\$38
		<b>TYPE SUBTOTAL</b>	<b>0.25</b>	<b>\$38.28</b>		<b>\$38</b>
<b>TOTALS</b>			<b>2.75</b>	<b>\$140.33</b>		<b>\$421</b>

**CITY OF WEST COVINA  
REVENUE AND COST SUMMARY WORKSHEET  
FY 2022-23**

<b>SERVICE</b> <b>NEW FIRE ALARM SYSTEM PERMIT</b>		<b>REFERENCE NO.</b> <b>S-118</b>	
<b>PRIMARY DEPARTMENT</b> FIRE	<b>UNIT OF SERVICE</b> PERMIT	<b>SERVICE RECIPIENT</b>	
<b>DESCRIPTION OF SERVICE</b>  Inspection of a new fire alarm system for compliance with City codes and standards.			
<b>CURRENT FEE STRUCTURE</b>  1-24 devices - \$542 per permit Each additional device over 24 devices - \$33 per device			
<b><u>REVENUE AND COST COMPARISON</u></b>			
<b>UNIT REVENUE:</b>	<b>\$547.50</b>	<b>TOTAL REVENUE:</b>	<b>\$3,285</b>
<b>UNIT COST:</b>	<b>\$384.83</b>	<b>TOTAL COST:</b>	<b>\$2,309</b>
<b>UNIT PROFIT (SUBSIDY):</b>	<b>\$162.67</b>	<b>TOTAL PROFIT (SUBSIDY):</b>	<b>\$976</b>
<b>TOTAL UNITS:</b>	<b>6</b>	<b>PCT. COST RECOVERY:</b>	<b>142.27%</b>
<b>SUGGESTED FEE FOR COST RECOVERY OF: 100%</b>  1-24 devices - \$385 per permit Each additional device over 24 devices - \$12 per device  Includes 2 inspections			

**CITY OF WEST COVINA  
COST DETAIL WORKSHEET  
FY 2022-23**

<b>SERVICE</b> <b>NEW FIRE ALARM SYSTEM PERMIT</b>					<b>REFERENCE NO.</b> <b>S-118</b>	
<b>NOTE</b> Unit Costs are an Average of Total Units					<b>TOTAL UNITS</b> <b>6</b>	
<u>DEPARTMENT</u>	<u>POSITION</u>	<u>TYPE</u>	<u>UNIT TIME</u>	<u>UNIT COST</u>	<u>ANN. UNITS</u>	<u>TOTAL COST</u>
FIRE PREVENTION	FIRE PROTECT SPEC	Incl 24 Devices	2.50	\$382.83	6	\$2,297
		<b>TYPE SUBTOTAL</b>	<b>2.50</b>	<b>\$382.83</b>		<b>\$2,297</b>
FIRE PREVENTION	FIRE PROTECT SPEC	Ea Addl Over 12	0.08	\$12.25	1	\$12
		<b>TYPE SUBTOTAL</b>	<b>0.08</b>	<b>\$12.25</b>		<b>\$12</b>
<b>TOTALS</b>			<b>2.58</b>	<b>\$384.83</b>		<b>\$2,309</b>

**CITY OF WEST COVINA  
REVENUE AND COST SUMMARY WORKSHEET  
FY 2022-23**

<b>SERVICE</b> <b>MODIFIED FIRE ALARM SYSTEM PERMIT</b>		<b>REFERENCE NO.</b> <b>S-119</b>	
<b>PRIMARY DEPARTMENT</b> FIRE	<b>UNIT OF SERVICE</b> PERMIT	<b>SERVICE RECIPIENT</b>	
<b>DESCRIPTION OF SERVICE</b> Inspection of a modification to an existing fire alarm system for compliance with City codes and standards.			
<b>CURRENT FEE STRUCTURE</b> \$271 per each 12 devices			
<b><u>REVENUE AND COST COMPARISON</u></b>			
<b>UNIT REVENUE:</b>	<b>\$271.00</b>	<b>TOTAL REVENUE:</b>	<b>\$2,710</b>
<b>UNIT COST:</b>	<b>\$208.00</b>	<b>TOTAL COST:</b>	<b>\$2,080</b>
<b>UNIT PROFIT (SUBSIDY):</b>	<b>\$63.00</b>	<b>TOTAL PROFIT (SUBSIDY):</b>	<b>\$630</b>
<b>TOTAL UNITS:</b>	<b>10</b>	<b>PCT. COST RECOVERY:</b>	<b>130.29%</b>
<b>SUGGESTED FEE FOR COST RECOVERY OF: 100%</b>  First 12 Devices - \$230 per permit Each additional device over 12 devices - \$12  Includes 1 inspection			

**CITY OF WEST COVINA  
COST DETAIL WORKSHEET  
FY 2022-23**

<b>SERVICE</b> <b>MODIFIED FIRE ALARM SYSTEM PERMIT</b>					<b>REFERENCE NO.</b> <b>S-119</b>	
<b>NOTE</b> Unit Costs are an Average of Total Units					<b>TOTAL UNITS</b> <b>10</b>	
<u>DEPARTMENT</u>	<u>POSITION</u>	<u>TYPE</u>	<u>UNIT TIME</u>	<u>UNIT COST</u>	<u>ANN. UNITS</u>	<u>TOTAL COST</u>
FIRE PREVENTION	FIRE PROTECT SPEC	Incl 12 Devices	1.50	\$229.70	9	\$2,067
		<b>TYPE SUBTOTAL</b>	<b>1.50</b>	<b>\$229.70</b>		<b>\$2,067</b>
FIRE PREVENTION	FIRE PROTECT SPEC	Ea Addl Over 12	0.08	\$12.25	1	\$12
		<b>TYPE SUBTOTAL</b>	<b>0.08</b>	<b>\$12.25</b>		<b>\$12</b>
<b>TOTALS</b>			<b>1.58</b>	<b>\$208.00</b>		<b>\$2,080</b>

**CITY OF WEST COVINA  
REVENUE AND COST SUMMARY WORKSHEET  
FY 2022-23**

<b>SERVICE</b> <b>FIRE SPRINKLER PERMIT - SFR</b>		<b>REFERENCE NO.</b> <b>S-120</b>	
<b>PRIMARY DEPARTMENT</b> FIRE	<b>UNIT OF SERVICE</b> SYSTEM	<b>SERVICE RECIPIENT</b>	
<b>DESCRIPTION OF SERVICE</b>  Inspection of a new single family residential overhead fire sprinkler system for compliance with City codes and standards.			
<b>CURRENT FEE STRUCTURE</b>  \$338 per system			
<b><u>REVENUE AND COST COMPARISON</u></b>			
<b>UNIT REVENUE:</b>	<b>\$338.00</b>	<b>TOTAL REVENUE:</b>	<b>\$5,746</b>
<b>UNIT COST:</b>	<b>\$382.82</b>	<b>TOTAL COST:</b>	<b>\$6,508</b>
<b>UNIT PROFIT (SUBSIDY):</b>	<b>\$(44.82)</b>	<b>TOTAL PROFIT (SUBSIDY):</b>	<b>\$(762)</b>
<b>TOTAL UNITS:</b>	<b>17</b>	<b>PCT. COST RECOVERY:</b>	<b>88.29%</b>
<b>SUGGESTED FEE FOR COST RECOVERY OF: 100%</b>  \$385 per system  Includes 2 inspections			



**CITY OF WEST COVINA  
COST DETAIL WORKSHEET  
FY 2022-23**

<b>SERVICE</b> <b>FIRE SPRINKLER PERMIT - SFR</b>					<b>REFERENCE NO.</b> <b>S-120</b>		
<b>NOTE</b> Unit Costs are an Average of Total Units					<b>TOTAL UNITS</b> <b>17</b>		
<u>DEPARTMENT</u>	<u>POSITION</u>	<u>TYPE</u>	<u>UNIT TIME</u>	<u>UNIT COST</u>	<u>ANN. UNITS</u>	<u>TOTAL COST</u>	
FIRE PREVENTION	FIRE PROTECT SPEC		2.50	\$382.83	17	\$6,508	
		TYPE SUBTOTAL	2.50	\$382.83		\$6,508	
<b>TOTALS</b>			<b>2.50</b>	<b>\$382.82</b>		<b>\$6,508</b>	

**CITY OF WEST COVINA  
REVENUE AND COST SUMMARY WORKSHEET  
FY 2022-23**

<b>SERVICE</b> <b>FIRE SPRINKLER PERMIT-MFR/COM/IND</b>		<b>REFERENCE NO.</b> <b>S-121</b>	
<b>PRIMARY DEPARTMENT</b> FIRE	<b>UNIT OF SERVICE</b> SYSTEM	<b>SERVICE RECIPIENT</b>	
<b>DESCRIPTION OF SERVICE</b>  Inspection of a multi-family residential, commercial, or industrial overhead fire sprinkler system for compliance with City codes and standards.			
<b>CURRENT FEE STRUCTURE</b>  1-50 heads - \$338 per system 51-100 heads - \$542 per system 101-250 heads - \$677 per system 251+ heads - \$813 per system			
<b><u>REVENUE AND COST COMPARISON</u></b>			
<b>UNIT REVENUE:</b>	<b>\$504.18</b>	<b>TOTAL REVENUE:</b>	<b>\$19,159</b>
<b>UNIT COST:</b>	<b>\$507.76</b>	<b>TOTAL COST:</b>	<b>\$19,295</b>
<b>UNIT PROFIT (SUBSIDY):</b>	<b>\$(3.58)</b>	<b>TOTAL PROFIT (SUBSIDY):</b>	<b>\$(136)</b>
<b>TOTAL UNITS:</b>	<b>38</b>	<b>PCT. COST RECOVERY:</b>	<b>99.30%</b>
<b>SUGGESTED FEE FOR COST RECOVERY OF: 100%</b>  1-50 heads - \$385 per system 51-100 heads - \$535 per system 101-250 heads - \$690 per system Each additional 50 heads over 250 heads - \$155  Includes 2 inspections			

**CITY OF WEST COVINA  
COST DETAIL WORKSHEET  
FY 2022-23**

<b>SERVICE</b> <b>FIRE SPRINKLER PERMIT-MFR/COM/IND</b>					<b>REFERENCE NO.</b> <b>S-121</b>	
<b>NOTE</b> Unit Costs are an Average of Total Units					<b>TOTAL UNITS</b> <b>38</b>	
<u>DEPARTMENT</u>	<u>POSITION</u>	<u>TYPE</u>	<u>UNIT TIME</u>	<u>UNIT COST</u>	<u>ANN. UNITS</u>	<u>TOTAL COST</u>
FIRE PREVENTION	FIRE PROTECT SPEC	Up To 50 Heads	2.50	\$382.83	15	\$5,742
		<b>TYPE SUBTOTAL</b>	<b>2.50</b>	<b>\$382.83</b>		<b>\$5,742</b>
FIRE PREVENTION	FIRE PROTECT SPEC	51-100 Heads	3.50	\$535.96	17	\$9,111
		<b>TYPE SUBTOTAL</b>	<b>3.50</b>	<b>\$535.96</b>		<b>\$9,111</b>
FIRE PREVENTION	FIRE PROTECT SPEC	101-250 Heads	4.50	\$689.09	6	\$4,135
		<b>TYPE SUBTOTAL</b>	<b>4.50</b>	<b>\$689.09</b>		<b>\$4,135</b>
FIRE PREVENTION	FIRE PROTECT SPEC	Ea Addl 50 Heads	1.00	\$153.13	2	\$306
		<b>TYPE SUBTOTAL</b>	<b>1.00</b>	<b>\$153.13</b>		<b>\$306</b>
<b>TOTALS</b>			<b>11.50</b>	<b>\$507.76</b>		<b>\$19,295</b>

**CITY OF WEST COVINA  
REVENUE AND COST SUMMARY WORKSHEET  
FY 2022-23**

<b>SERVICE</b> U/G FIRE SERVICE SUPPLY PERMIT		<b>REFERENCE NO.</b> S-122	
<b>PRIMARY DEPARTMENT</b> FIRE	<b>UNIT OF SERVICE</b> SYSTEM	<b>SERVICE RECIPIENT</b>	
<b>DESCRIPTION OF SERVICE</b>  Inspection of underground fire service supply, including private fire hydrants and fire line for compliance with City codes and standards.			
<b>CURRENT FEE STRUCTURE</b>  \$677 per system			
<b><u>REVENUE AND COST COMPARISON</u></b>			
<b>UNIT REVENUE:</b>	<b>\$677.00</b>	<b>TOTAL REVENUE:</b>	<b>\$1,354</b>
<b>UNIT COST:</b>	<b>\$536.00</b>	<b>TOTAL COST:</b>	<b>\$1,072</b>
<b>UNIT PROFIT (SUBSIDY):</b>	<b>\$141.00</b>	<b>TOTAL PROFIT (SUBSIDY):</b>	<b>\$282</b>
<b>TOTAL UNITS:</b>	<b>2</b>	<b>PCT. COST RECOVERY:</b>	<b>126.31%</b>
<b>SUGGESTED FEE FOR COST RECOVERY OF: 100%</b>  \$535 per system  Includes 2 inspections			

**CITY OF WEST COVINA  
COST DETAIL WORKSHEET  
FY 2022-23**

<b>SERVICE</b> <b>U/G FIRE SERVICE SUPPLY PERMIT</b>					<b>REFERENCE NO.</b> <b>S-122</b>		
<b>NOTE</b> Unit Costs are an Average of Total Units					<b>TOTAL UNITS</b> <b>2</b>		
<u>DEPARTMENT</u>	<u>POSITION</u>	<u>TYPE</u>	<u>UNIT TIME</u>	<u>UNIT COST</u>	<u>ANN. UNITS</u>	<u>TOTAL COST</u>	
FIRE PREVENTION	FIRE PROTECT SPEC		3.50	\$535.96	2	\$1,072	
		TYPE SUBTOTAL	3.50	\$535.96		\$1,072	
<b>TOTALS</b>			<b>3.50</b>	<b>\$536.00</b>		<b>\$1,072</b>	

**CITY OF WEST COVINA  
REVENUE AND COST SUMMARY WORKSHEET  
FY 2022-23**

<b>SERVICE</b> FIRE STANDPIPE SYS/HOSE STN PERMIT		<b>REFERENCE NO.</b> S-123	
<b>PRIMARY DEPARTMENT</b> FIRE	<b>UNIT OF SERVICE</b> SYSTEM	<b>SERVICE RECIPIENT</b>	
<b>DESCRIPTION OF SERVICE</b> Inspection of Class I, II, III fire standpipe systems/hose stations for compliance with City codes and standards.			
<b>CURRENT FEE STRUCTURE</b> \$474 per system			
<b><u>REVENUE AND COST COMPARISON</u></b>			
<b>UNIT REVENUE:</b>	\$474.00	<b>TOTAL REVENUE:</b>	\$2,370
<b>UNIT COST:</b>	\$229.80	<b>TOTAL COST:</b>	\$1,149
<b>UNIT PROFIT (SUBSIDY):</b>	\$244.20	<b>TOTAL PROFIT (SUBSIDY):</b>	\$1,221
<b>TOTAL UNITS:</b>	5	<b>PCT. COST RECOVERY:</b>	206.27%
<b>SUGGESTED FEE FOR COST RECOVERY OF: 100%</b> \$230 per system Includes 2 inspections			

**CITY OF WEST COVINA  
COST DETAIL WORKSHEET  
FY 2022-23**

<b>SERVICE</b> <b>FIRE STANDPIPE SYS/HOSE STN PERMIT</b>					<b>REFERENCE NO.</b> <b>S-123</b>		
<b>NOTE</b> Unit Costs are an Average of Total Units					<b>TOTAL UNITS</b> <b>5</b>		
<u>DEPARTMENT</u>	<u>POSITION</u>	<u>TYPE</u>	<u>UNIT TIME</u>	<u>UNIT COST</u>	<u>ANN. UNITS</u>	<u>TOTAL COST</u>	
FIRE PREVENTION	FIRE PROTECT SPEC		1.50	\$229.70	5	\$1,149	
		TYPE SUBTOTAL	1.50	\$229.70		\$1,149	
<b>TOTALS</b>			<b>1.50</b>	<b>\$229.80</b>		<b>\$1,149</b>	

**CITY OF WEST COVINA  
REVENUE AND COST SUMMARY WORKSHEET  
FY 2022-23**

<b>SERVICE</b> <b>AUTO FIXED EXTINGUISH SYST PERMIT</b>		<b>REFERENCE NO.</b> <b>S-124</b>	
<b>PRIMARY DEPARTMENT</b> FIRE	<b>UNIT OF SERVICE</b> SYSTEM	<b>SERVICE RECIPIENT</b>	
<b>DESCRIPTION OF SERVICE</b>  Inspection of automatic fire extinguishing systems for compliance with City codes and standards.			
<b>CURRENT FEE STRUCTURE</b>  Kitchen Hood (Wet Chemical) - \$338 per system Other Systems - \$474 per system			
<b><u>REVENUE AND COST COMPARISON</u></b>			
<b>UNIT REVENUE:</b>	<b>\$338.00</b>	<b>TOTAL REVENUE:</b>	<b>\$6,760</b>
<b>UNIT COST:</b>	<b>\$229.70</b>	<b>TOTAL COST:</b>	<b>\$4,594</b>
<b>UNIT PROFIT (SUBSIDY):</b>	<b>\$108.30</b>	<b>TOTAL PROFIT (SUBSIDY):</b>	<b>\$2,166</b>
<b>TOTAL UNITS:</b>	<b>20</b>	<b>PCT. COST RECOVERY:</b>	<b>147.15%</b>
<b>SUGGESTED FEE FOR COST RECOVERY OF: 100%</b>  \$230 per system  Includes 2 inspections			



**CITY OF WEST COVINA  
COST DETAIL WORKSHEET  
FY 2022-23**

<b>SERVICE</b> <b>AUTO FIXED EXTINGUISH SYST PERMIT</b>					<b>REFERENCE NO.</b> <b>S-124</b>		
<b>NOTE</b> Unit Costs are an Average of Total Units					<b>TOTAL UNITS</b> <b>20</b>		
<u>DEPARTMENT</u>	<u>POSITION</u>	<u>TYPE</u>	<u>UNIT TIME</u>	<u>UNIT COST</u>	<u>ANN. UNITS</u>	<u>TOTAL COST</u>	
FIRE PREVENTION	FIRE PROTECT SPEC		1.50	\$229.70	20	\$4,594	
		TYPE SUBTOTAL	1.50	\$229.70		\$4,594	
<b>TOTALS</b>			<b>1.50</b>	<b>\$229.70</b>		<b>\$4,594</b>	

**CITY OF WEST COVINA  
REVENUE AND COST SUMMARY WORKSHEET  
FY 2022-23**

<b>SERVICE</b> <b>FIRE PUMP PERMIT</b>		<b>REFERENCE NO.</b> <b>S-125</b>	
<b>PRIMARY DEPARTMENT</b> FIRE	<b>UNIT OF SERVICE</b> PUMP	<b>SERVICE RECIPIENT</b>	
<b>DESCRIPTION OF SERVICE</b>  Plan review and inspection of fire pumps for compliance with City codes and standards.			
<b>CURRENT FEE STRUCTURE</b>  \$406 per pump			
<b><u>REVENUE AND COST COMPARISON</u></b>			
<b>UNIT REVENUE:</b>	<b>\$406.00</b>	<b>TOTAL REVENUE:</b>	<b>\$1,624</b>
<b>UNIT COST:</b>	<b>\$306.25</b>	<b>TOTAL COST:</b>	<b>\$1,225</b>
<b>UNIT PROFIT (SUBSIDY):</b>	<b>\$99.75</b>	<b>TOTAL PROFIT (SUBSIDY):</b>	<b>\$399</b>
<b>TOTAL UNITS:</b>	<b>4</b>	<b>PCT. COST RECOVERY:</b>	<b>132.57%</b>
<b>SUGGESTED FEE FOR COST RECOVERY OF: 100%</b>  \$305 per pump  Includes 2 inspections			

**CITY OF WEST COVINA  
COST DETAIL WORKSHEET  
FY 2022-23**

<b>SERVICE</b> <b>FIRE PUMP PERMIT</b>				<b>REFERENCE NO.</b> <b>S-125</b>		
<b>NOTE</b> Unit Costs are an Average of Total Units				<b>TOTAL UNITS</b> <b>4</b>		
<u>DEPARTMENT</u>	<u>POSITION</u>	<u>TYPE</u>	<u>UNIT TIME</u>	<u>UNIT COST</u>	<u>ANN. UNITS</u>	<u>TOTAL COST</u>
FIRE PREVENTION	FIRE PROTECT SPEC		2.00	\$306.26	4	\$1,225
		TYPE SUBTOTAL	2.00	\$306.26		\$1,225
<b>TOTALS</b>			<b>2.00</b>	<b>\$306.25</b>		<b>\$1,225</b>

**CITY OF WEST COVINA  
REVENUE AND COST SUMMARY WORKSHEET  
FY 2022-23**

<b>SERVICE</b> <b>WATER STORAGE TANK PERMIT</b>		<b>REFERENCE NO.</b> <b>S-126</b>	
<b>PRIMARY DEPARTMENT</b> FIRE	<b>UNIT OF SERVICE</b> TANK	<b>SERVICE RECIPIENT</b>	
<b>DESCRIPTION OF SERVICE</b>  Inspection of water storage tanks for compliance with City codes and standards.			
<b>CURRENT FEE STRUCTURE</b>  \$271 per tank			
<b><u>REVENUE AND COST COMPARISON</u></b>			
<b>UNIT REVENUE:</b>	<b>\$271.00</b>	<b>TOTAL REVENUE:</b>	<b>\$271</b>
<b>UNIT COST:</b>	<b>\$230.00</b>	<b>TOTAL COST:</b>	<b>\$230</b>
<b>UNIT PROFIT (SUBSIDY):</b>	<b>\$41.00</b>	<b>TOTAL PROFIT (SUBSIDY):</b>	<b>\$41</b>
<b>TOTAL UNITS:</b>	<b>1</b>	<b>PCT. COST RECOVERY:</b>	<b>117.83%</b>
<b>SUGGESTED FEE FOR COST RECOVERY OF: 100%</b>  \$230 per tank  Includes 2 inspections			

**CITY OF WEST COVINA  
COST DETAIL WORKSHEET  
FY 2022-23**

<b>SERVICE</b> <b>WATER STORAGE TANK PERMIT</b>					<b>REFERENCE NO.</b> <b>S-126</b>		
<b>NOTE</b> Unit Costs are an Average of Total Units					<b>TOTAL UNITS</b> <b>1</b>		
<u>DEPARTMENT</u>	<u>POSITION</u>	<u>TYPE</u>	<u>UNIT TIME</u>	<u>UNIT COST</u>	<u>ANN. UNITS</u>	<u>TOTAL COST</u>	
FIRE PREVENTION	FIRE PROTECT SPEC		1.50	\$229.70	1	\$230	
		<b>TYPE SUBTOTAL</b>	<b>1.50</b>	<b>\$229.70</b>		<b>\$230</b>	
<b>TOTALS</b>			<b>1.50</b>	<b>\$230.00</b>		<b>\$230</b>	

**CITY OF WEST COVINA  
REVENUE AND COST SUMMARY WORKSHEET  
FY 2022-23**

<b>SERVICE</b> <b>EMERG RESPONDER RADIO COVERAGE REV</b>		<b>REFERENCE NO.</b> <b>S-127</b>
<b>PRIMARY DEPARTMENT</b> FIRE	<b>UNIT OF SERVICE</b> APPLICATION	<b>SERVICE RECIPIENT</b>
<b>DESCRIPTION OF SERVICE</b>  Review of emergency responder radio coverage needs at certain new buildings to insure continuous emergency radio coverage.		
<b>CURRENT FEE STRUCTURE</b>  \$271 per inspection plus consultant costs		
<b><u>REVENUE AND COST COMPARISON</u></b>		
<b>UNIT REVENUE:</b>	<b>\$0.00</b>	<b>TOTAL REVENUE:</b> <b>\$0</b>
<b>UNIT COST:</b>	<b>\$0.00</b>	<b>TOTAL COST:</b> <b>\$0</b>
<b>UNIT PROFIT (SUBSIDY):</b>	<b>\$0.00</b>	<b>TOTAL PROFIT (SUBSIDY):</b> <b>\$0</b>
<b>TOTAL UNITS:</b>	<b>1</b>	<b>PCT. COST RECOVERY:</b> <b>0.00%</b>
<b>SUGGESTED FEE FOR COST RECOVERY OF: 100%</b>		
Charge the fully allocated hourly rates for all personnel involved plus any outside costs, with a 2 hour minimum.  Includes 2 inspection		

**CITY OF WEST COVINA  
COST DETAIL WORKSHEET  
FY 2022-23**

<b>SERVICE</b> <b>EMERG RESPONDER RADIO COVERAGE REV</b>					<b>REFERENCE NO.</b> <b>S-127</b>		
<b>NOTE</b> Unit Costs are an Average of Total Units					<b>TOTAL UNITS</b> <b>1</b>		
<u>DEPARTMENT</u>	<u>POSITION</u>	<u>TYPE</u>	<u>UNIT TIME</u>	<u>UNIT COST</u>	<u>ANN. UNITS</u>	<u>TOTAL COST</u>	
			0.00	\$0.00	0	\$0	
		TYPE SUBTOTAL	0.00	\$0.00		\$0	
		TOTALS	0.00	\$0.00		\$0	

**CITY OF WEST COVINA  
REVENUE AND COST SUMMARY WORKSHEET  
FY 2022-23**

<b>SERVICE</b> <b>FIRE PREVENTION PERMIT DRIVE</b>		<b>REFERENCE NO.</b> <b>S-128</b>	
<b>PRIMARY DEPARTMENT</b> FIRE	<b>UNIT OF SERVICE</b> INSPECTION	<b>SERVICE RECIPIENT</b>	
<b>DESCRIPTION OF SERVICE</b> Inspector Drive time charged as the base fee for a inspection, including an inspection with multiple permits.			
<b>CURRENT FEE STRUCTURE</b> None			
<b><u>REVENUE AND COST COMPARISON</u></b>			
<b>UNIT REVENUE:</b>	<b>\$0.00</b>	<b>TOTAL REVENUE:</b>	<b>\$0</b>
<b>UNIT COST:</b>	<b>\$38.28</b>	<b>TOTAL COST:</b>	<b>\$28,174</b>
<b>UNIT PROFIT (SUBSIDY):</b>	<b>\$(38.28)</b>	<b>TOTAL PROFIT (SUBSIDY):</b>	<b>\$(28,174)</b>
<b>TOTAL UNITS:</b>	<b>736</b>	<b>PCT. COST RECOVERY:</b>	<b>0.00%</b>
<b>SUGGESTED FEE FOR COST RECOVERY OF: 100%</b> \$40 per inspection			



**CITY OF WEST COVINA  
COST DETAIL WORKSHEET  
FY 2022-23**

<b>SERVICE</b> <b>FIRE PREVENTION PERMIT DRIVE</b>					<b>REFERENCE NO.</b> <b>S-128</b>		
<b>NOTE</b> Unit Costs are an Average of Total Units					<b>TOTAL UNITS</b> <b>736</b>		
<u>DEPARTMENT</u>	<u>POSITION</u>	<u>TYPE</u>	<u>UNIT TIME</u>	<u>UNIT COST</u>	<u>ANN. UNITS</u>	<u>TOTAL COST</u>	
FIRE PREVENTION	FIRE PROTECT SPEC		0.25	\$38.28	736	\$28,174	
		TYPE SUBTOTAL	0.25	\$38.28		\$28,174	
<b>TOTALS</b>			<b>0.25</b>	<b>\$38.28</b>		<b>\$28,174</b>	

**CITY OF WEST COVINA  
REVENUE AND COST SUMMARY WORKSHEET  
FY 2022-23**

<b>SERVICE</b> <b>SPRINKLER SYSTEM 5-YEAR CERTIF TEST</b>		<b>REFERENCE NO.</b> <b>S-129</b>
<b>PRIMARY DEPARTMENT</b> FIRE	<b>UNIT OF SERVICE</b> TEST	<b>SERVICE RECIPIENT</b>
<b>DESCRIPTION OF SERVICE</b>  Providing a five-year certification test on an existing sprinkler system for compliance with City codes and standards.		
<b>CURRENT FEE STRUCTURE</b>  \$135 per hour, 1 hour minimum		
<b><u>REVENUE AND COST COMPARISON</u></b>		
<b>UNIT REVENUE:</b>	\$135.00	<b>TOTAL REVENUE:</b> \$1,620
<b>UNIT COST:</b>	\$153.17	<b>TOTAL COST:</b> \$1,838
<b>UNIT PROFIT (SUBSIDY):</b>	\$(18.17)	<b>TOTAL PROFIT (SUBSIDY):</b> \$(218)
<b>TOTAL UNITS:</b>	12	<b>PCT. COST RECOVERY:</b> 88.14%
<b>SUGGESTED FEE FOR COST RECOVERY OF: 100%</b>  \$155 per hour, 1 hour minimum		

**CITY OF WEST COVINA  
COST DETAIL WORKSHEET  
FY 2022-23**

<b>SERVICE</b> <b>SPRINKLER SYSTEM 5-YEAR CERTIF TEST</b>					<b>REFERENCE NO.</b> <b>S-129</b>		
<b>NOTE</b> Unit Costs are an Average of Total Units					<b>TOTAL UNITS</b> <b>12</b>		
<u>DEPARTMENT</u>	<u>POSITION</u>	<u>TYPE</u>	<u>UNIT TIME</u>	<u>UNIT COST</u>	<u>ANN. UNITS</u>	<u>TOTAL COST</u>	
FIRE PREVENTION	FIRE PROTECT SPEC	1 Hr Minimum	1.00	\$153.13	12	\$1,838	
		<b>TYPE SUBTOTAL</b>	<b>1.00</b>	<b>\$153.13</b>			
		<b>TOTALS</b>	<b>1.00</b>	<b>\$153.17</b>	<b>\$1,838</b>		

**CITY OF WEST COVINA  
REVENUE AND COST SUMMARY WORKSHEET  
FY 2022-23**

<b>SERVICE</b> PRIVATE FIRE SYSTEM SMOKE TEST		<b>REFERENCE NO.</b> S-130	
<b>PRIMARY DEPARTMENT</b> FIRE	<b>UNIT OF SERVICE</b> TEST	<b>SERVICE RECIPIENT</b>	
<b>DESCRIPTION OF SERVICE</b> Providing a smoke test of a fire protection system for compliance with City codes and standards.			
<b>CURRENT FEE STRUCTURE</b> \$135 per test			
<b><u>REVENUE AND COST COMPARISON</u></b>			
<b>UNIT REVENUE:</b>	<b>\$135.00</b>	<b>TOTAL REVENUE:</b>	<b>\$135</b>
<b>UNIT COST:</b>	<b>\$153.00</b>	<b>TOTAL COST:</b>	<b>\$153</b>
<b>UNIT PROFIT (SUBSIDY):</b>	<b>\$(18.00)</b>	<b>TOTAL PROFIT (SUBSIDY):</b>	<b>\$(18)</b>
<b>TOTAL UNITS:</b>	<b>1</b>	<b>PCT. COST RECOVERY:</b>	<b>88.24%</b>
<b>SUGGESTED FEE FOR COST RECOVERY OF: 100%</b> \$155 per hour, 1 hour minimum			

**CITY OF WEST COVINA  
COST DETAIL WORKSHEET  
FY 2022-23**

<b>SERVICE</b> <b>PRIVATE FIRE SYSTEM SMOKE TEST</b>					<b>REFERENCE NO.</b> <b>S-130</b>		
<b>NOTE</b> Unit Costs are an Average of Total Units					<b>TOTAL UNITS</b> <b>1</b>		
<u>DEPARTMENT</u>	<u>POSITION</u>	<u>TYPE</u>	<u>UNIT TIME</u>	<u>UNIT COST</u>	<u>ANN. UNITS</u>	<u>TOTAL COST</u>	
FIRE PREVENTION	FIRE PROTECT SPEC	1 Hr Minimum	1.00	\$153.13	1	\$153	
		<b>TYPE SUBTOTAL</b>	<b>1.00</b>	<b>\$153.13</b>		<b>\$153</b>	
<b>TOTALS</b>			<b>1.00</b>	<b>\$153.00</b>		<b>\$153</b>	

**CITY OF WEST COVINA  
REVENUE AND COST SUMMARY WORKSHEET  
FY 2022-23**

<b>SERVICE</b> PRIVATE FIRE SYST HYDRANT FLOW TEST		<b>REFERENCE NO.</b> S-131	
<b>PRIMARY DEPARTMENT</b> FIRE	<b>UNIT OF SERVICE</b> TEST	<b>SERVICE RECIPIENT</b>	
<b>DESCRIPTION OF SERVICE</b>  Providing a hydrant flow test of a fire protection system for compliance with City codes and standards.			
<b>CURRENT FEE STRUCTURE</b>  \$135 per test			
<b><u>REVENUE AND COST COMPARISON</u></b>			
<b>UNIT REVENUE:</b>	\$135.00	<b>TOTAL REVENUE:</b>	\$135
<b>UNIT COST:</b>	\$153.00	<b>TOTAL COST:</b>	\$153
<b>UNIT PROFIT (SUBSIDY):</b>	\$(18.00)	<b>TOTAL PROFIT (SUBSIDY):</b>	\$(18)
<b>TOTAL UNITS:</b>	1	<b>PCT. COST RECOVERY:</b>	88.24%
<b>SUGGESTED FEE FOR COST RECOVERY OF: 100%</b>  \$155 per hour, 1 hour minimum			

**CITY OF WEST COVINA  
COST DETAIL WORKSHEET  
FY 2022-23**

<b>SERVICE</b> <b>PRIVATE FIRE SYST HYDRANT FLOW TEST</b>					<b>REFERENCE NO.</b> <b>S-131</b>		
<b>NOTE</b> Unit Costs are an Average of Total Units					<b>TOTAL UNITS</b> <b>1</b>		
<u>DEPARTMENT</u>	<u>POSITION</u>	<u>TYPE</u>	<u>UNIT TIME</u>	<u>UNIT COST</u>	<u>ANN. UNITS</u>	<u>TOTAL COST</u>	
FIRE PREVENTION	FIRE PROTECT SPEC	1 Hr Minimum	1.00	\$153.13	1	\$153	
		<b>TYPE SUBTOTAL</b>	<b>1.00</b>	<b>\$153.13</b>		<b>\$153</b>	
<b>TOTALS</b>			<b>1.00</b>	<b>\$153.00</b>		<b>\$153</b>	

**CITY OF WEST COVINA  
REVENUE AND COST SUMMARY WORKSHEET  
FY 2022-23**

<b>SERVICE</b> <b>BUILDING MODIFIC. - FIRE INSPECTION</b>		<b>REFERENCE NO.</b> <b>S-132</b>	
<b>PRIMARY DEPARTMENT</b> FIRE	<b>UNIT OF SERVICE</b> PERMIT	<b>SERVICE RECIPIENT</b>	
<b>DESCRIPTION OF SERVICE</b>  Fire inspection of building construction for compliance with City codes and standards.			
<b>CURRENT FEE STRUCTURE</b>  10% of Building Permit fee, \$25 minimum  includes 2 inspections			
<b><u>REVENUE AND COST COMPARISON</u></b>			
<b>UNIT REVENUE:</b>	<b>\$62,000.00</b>	<b>TOTAL REVENUE:</b>	<b>\$62,000</b>
<b>UNIT COST:</b>	<b>\$49,890.00</b>	<b>TOTAL COST:</b>	<b>\$49,890</b>
<b>UNIT PROFIT (SUBSIDY):</b>	<b>\$12,110.00</b>	<b>TOTAL PROFIT (SUBSIDY):</b>	<b>\$12,110</b>
<b>TOTAL UNITS:</b>	<b>1</b>	<b>PCT. COST RECOVERY:</b>	<b>124.27%</b>
<b>SUGGESTED FEE FOR COST RECOVERY OF: 100%</b>  10% of Building Permit fee, \$25 minimum  includes 2 inspections			



**CITY OF WEST COVINA  
COST DETAIL WORKSHEET  
FY 2022-23**

<b>SERVICE</b> <b>BUILDING MODIFIC. - FIRE INSPECTION</b>					<b>REFERENCE NO.</b> <b>S-132</b>		
<b>NOTE</b> Unit Costs are an Average of Total Units					<b>TOTAL UNITS</b> <b>1</b>		
<u>DEPARTMENT</u>	<u>POSITION</u>	<u>TYPE</u>	<u>UNIT TIME</u>	<u>UNIT COST</u>	<u>ANN. UNITS</u>	<u>TOTAL COST</u>	
FIRE PREVENTION	FIRE PROTECT SPEC	20%	325.80	\$49,889.75	1	\$49,890	
		<b>TYPE SUBTOTAL</b>	<b>325.80</b>	<b>\$49,889.75</b>		<b>\$49,890</b>	
<b>TOTALS</b>			<b>325.80</b>	<b>\$49,890.00</b>		<b>\$49,890</b>	

**CITY OF WEST COVINA  
REVENUE AND COST SUMMARY WORKSHEET  
FY 2022-23**

<b>SERVICE</b> STATE LICENSE (FORM 850) INSPECTION		<b>REFERENCE NO.</b> S-133	
<b>PRIMARY DEPARTMENT</b> FIRE	<b>UNIT OF SERVICE</b> LICENSE	<b>SERVICE RECIPIENT</b>	
<b>DESCRIPTION OF SERVICE</b> Initial Fire Clearance of a State licensed care facility for compliance with City and State codes and standards.			
<b>CURRENT FEE STRUCTURE</b> \$203 per license			
<b><u>REVENUE AND COST COMPARISON</u></b>			
<b>UNIT REVENUE:</b>	<b>\$203.00</b>	<b>TOTAL REVENUE:</b>	<b>\$3,045</b>
<b>UNIT COST:</b>	<b>\$229.73</b>	<b>TOTAL COST:</b>	<b>\$3,446</b>
<b>UNIT PROFIT (SUBSIDY):</b>	<b>\$(26.73)</b>	<b>TOTAL PROFIT (SUBSIDY):</b>	<b>\$(401)</b>
<b>TOTAL UNITS:</b>	<b>15</b>	<b>PCT. COST RECOVERY:</b>	<b>88.36%</b>
<b>SUGGESTED FEE FOR COST RECOVERY OF: 100%</b>  1-6 clients - No Charge allowed by the State 7+ clients - \$230 per license			

**CITY OF WEST COVINA  
COST DETAIL WORKSHEET  
FY 2022-23**

<b>SERVICE</b> <b>STATE LICENSE (FORM 850) INSPECTION</b>					<b>REFERENCE NO.</b> <b>S-133</b>		
<b>NOTE</b> Unit Costs are an Average of Total Units					<b>TOTAL UNITS</b> <b>15</b>		
<u>DEPARTMENT</u>	<u>POSITION</u>	<u>TYPE</u>	<u>UNIT TIME</u>	<u>UNIT COST</u>	<u>ANN. UNITS</u>	<u>TOTAL COST</u>	
FIRE PREVENTION	FIRE PROTECT SPEC		1.50	\$229.70	15	\$3,446	
		TYPE SUBTOTAL	1.50	\$229.70		\$3,446	
<b>TOTALS</b>			<b>1.50</b>	<b>\$229.73</b>		<b>\$3,446</b>	

**CITY OF WEST COVINA  
REVENUE AND COST SUMMARY WORKSHEET  
FY 2022-23**

<b>SERVICE</b> <b>DAYCARE FACILITY INSP - COMMERCIAL</b>		<b>REFERENCE NO.</b> <b>S-134</b>	
<b>PRIMARY DEPARTMENT</b> FIRE	<b>UNIT OF SERVICE</b> INSPECTION	<b>SERVICE RECIPIENT</b>	
<b>DESCRIPTION OF SERVICE</b>  Annual inspection of commercial adult or child daycare facility for compliance with City and State codes and standards.			
<b>CURRENT FEE STRUCTURE</b>  \$338 per inspection			
<b><u>REVENUE AND COST COMPARISON</u></b>			
<b>UNIT REVENUE:</b>	<b>\$338.00</b>	<b>TOTAL REVENUE:</b>	<b>\$13,520</b>
<b>UNIT COST:</b>	<b>\$306.28</b>	<b>TOTAL COST:</b>	<b>\$12,251</b>
<b>UNIT PROFIT (SUBSIDY):</b>	<b>\$31.72</b>	<b>TOTAL PROFIT (SUBSIDY):</b>	<b>\$1,269</b>
<b>TOTAL UNITS:</b>	<b>40</b>	<b>PCT. COST RECOVERY:</b>	<b>110.36%</b>
<b>SUGGESTED FEE FOR COST RECOVERY OF: 100%</b>  1-8 occupants - \$230 per inspection 9-14 occupants - \$345 per inspection 15+ occupants - \$420 per inspection  Includes 1 inspection			

**CITY OF WEST COVINA  
COST DETAIL WORKSHEET  
FY 2022-23**

<b>SERVICE</b> <b>DAYCARE FACILITY INSP - COMMERCIAL</b>					<b>REFERENCE NO.</b> <b>S-134</b>		
<b>NOTE</b> Unit Costs are an Average of Total Units					<b>TOTAL UNITS</b> <b>40</b>		
<u>DEPARTMENT</u>	<u>POSITION</u>	<u>TYPE</u>	<u>UNIT TIME</u>	<u>UNIT COST</u>	<u>ANN. UNITS</u>	<u>TOTAL COST</u>	
FIRE PREVENTION	FIRE PROTECT SPEC	1-8 Occupants	1.50	\$229.70	20	\$4,594	
		<b>TYPE SUBTOTAL</b>	<b>1.50</b>	<b>\$229.70</b>		<b>\$4,594</b>	
FIRE PREVENTION	FIRE PROTECT SPEC	9-14 Occupants	2.25	\$344.54	10	\$3,445	
		<b>TYPE SUBTOTAL</b>	<b>2.25</b>	<b>\$344.54</b>		<b>\$3,445</b>	
FIRE PREVENTION	FIRE PROTECT SPEC	15+ Occupants	2.75	\$421.11	10	\$4,211	
		<b>TYPE SUBTOTAL</b>	<b>2.75</b>	<b>\$421.11</b>		<b>\$4,211</b>	
<b>TOTALS</b>			<b>6.50</b>	<b>\$306.28</b>		<b>\$12,251</b>	

**CITY OF WEST COVINA  
REVENUE AND COST SUMMARY WORKSHEET  
FY 2022-23**

<b>SERVICE</b> <b>DAYCARE FACILITY INSP - RESIDENTIAL</b>		<b>REFERENCE NO.</b> <b>S-135</b>	
<b>PRIMARY DEPARTMENT</b> FIRE	<b>UNIT OF SERVICE</b> INSPECTION	<b>SERVICE RECIPIENT</b>	
<b>DESCRIPTION OF SERVICE</b>  Annual inspection of residential adult or child daycare facility for compliance with City and State codes and standards.			
<b>CURRENT FEE STRUCTURE</b>  \$135 per inspection			
<b><u>REVENUE AND COST COMPARISON</u></b>			
<b>UNIT REVENUE:</b>	<b>\$135.00</b>	<b>TOTAL REVENUE:</b>	<b>\$405</b>
<b>UNIT COST:</b>	<b>\$153.00</b>	<b>TOTAL COST:</b>	<b>\$459</b>
<b>UNIT PROFIT (SUBSIDY):</b>	<b>\$(18.00)</b>	<b>TOTAL PROFIT (SUBSIDY):</b>	<b>\$(54)</b>
<b>TOTAL UNITS:</b>	<b>3</b>	<b>PCT. COST RECOVERY:</b>	<b>88.24%</b>
<b>SUGGESTED FEE FOR COST RECOVERY OF: 100%</b>  1-6 occupants - No charge allowed by the State 7+ occupants - \$155 per inspection  Includes 1 inspection			

**CITY OF WEST COVINA  
COST DETAIL WORKSHEET  
FY 2022-23**

<b>SERVICE</b> <b>DAYCARE FACILITY INSP - RESIDENTIAL</b>					<b>REFERENCE NO.</b> <b>S-135</b>		
<b>NOTE</b> Unit Costs are an Average of Total Units					<b>TOTAL UNITS</b> <b>3</b>		
<u>DEPARTMENT</u>	<u>POSITION</u>	<u>TYPE</u>	<u>UNIT TIME</u>	<u>UNIT COST</u>	<u>ANN. UNITS</u>	<u>TOTAL COST</u>	
FIRE PREVENTION	FIRE PROTECT SPEC		1.00	\$153.13	3	\$459	
		TYPE SUBTOTAL	1.00	\$153.13		\$459	
<b>TOTALS</b>			<b>1.00</b>	<b>\$153.00</b>		<b>\$459</b>	

**CITY OF WEST COVINA  
REVENUE AND COST SUMMARY WORKSHEET  
FY 2022-23**

<b>SERVICE</b> <b>CONVALESCENT CARE FACILITY INSPECT</b>		<b>REFERENCE NO.</b> <b>S-136</b>	
<b>PRIMARY DEPARTMENT</b> FIRE	<b>UNIT OF SERVICE</b> INSPECTION	<b>SERVICE RECIPIENT</b>	
<b>DESCRIPTION OF SERVICE</b> Annual inspection of convalescent care facility for compliance with City and State codes and standards.			
<b>CURRENT FEE STRUCTURE</b> \$542 per inspection			
<b><u>REVENUE AND COST COMPARISON</u></b>			
<b>UNIT REVENUE:</b>	<b>\$542.00</b>	<b>TOTAL REVENUE:</b>	<b>\$8,672</b>
<b>UNIT COST:</b>	<b>\$471.38</b>	<b>TOTAL COST:</b>	<b>\$7,542</b>
<b>UNIT PROFIT (SUBSIDY):</b>	<b>\$70.62</b>	<b>TOTAL PROFIT (SUBSIDY):</b>	<b>\$1,130</b>
<b>TOTAL UNITS:</b>	<b>16</b>	<b>PCT. COST RECOVERY:</b>	<b>114.98%</b>
<b>SUGGESTED FEE FOR COST RECOVERY OF: 100%</b>			
1-30 occupants - \$345 per inspection 31-100 occupants - \$535 per inspection 101+ occupants - \$690 per inspection			
Includes 1 inspection			



**CITY OF WEST COVINA  
COST DETAIL WORKSHEET  
FY 2022-23**

<b>SERVICE</b> <b>CONVALESCENT CARE FACILITY INSPECT</b>					<b>REFERENCE NO.</b> <b>S-136</b>		
<b>NOTE</b> Unit Costs are an Average of Total Units					<b>TOTAL UNITS</b> <b>16</b>		
<u>DEPARTMENT</u>	<u>POSITION</u>	<u>TYPE</u>	<u>UNIT TIME</u>	<u>UNIT COST</u>	<u>ANN. UNITS</u>	<u>TOTAL COST</u>	
FIRE PREVENTION	FIRE PROTECT SPEC	1-30 Occupants	2.25	\$344.54	7	\$2,412	
		<b>TYPE SUBTOTAL</b>	<b>2.25</b>	<b>\$344.54</b>		<b>\$2,412</b>	
FIRE PREVENTION	FIRE PROTECT SPEC	31-100 Occupants	3.50	\$535.96	7	\$3,752	
		<b>TYPE SUBTOTAL</b>	<b>3.50</b>	<b>\$535.96</b>		<b>\$3,752</b>	
FIRE PREVENTION	FIRE PROTECT SPEC	100+ Occupants	4.50	\$689.09	2	\$1,378	
		<b>TYPE SUBTOTAL</b>	<b>4.50</b>	<b>\$689.09</b>		<b>\$1,378</b>	
<b>TOTALS</b>			<b>10.25</b>	<b>\$471.38</b>		<b>\$7,542</b>	

**CITY OF WEST COVINA  
REVENUE AND COST SUMMARY WORKSHEET  
FY 2022-23**

<b>SERVICE</b> <b>HOSPITAL INSPECTION</b>		<b>REFERENCE NO.</b> <b>S-137</b>	
<b>PRIMARY DEPARTMENT</b> FIRE	<b>UNIT OF SERVICE</b> INSPECTION	<b>SERVICE RECIPIENT</b>	
<b>DESCRIPTION OF SERVICE</b> Annual inspection of a hospital facility for compliance with City and State codes and standards.			
<b>CURRENT FEE STRUCTURE</b> \$1,016 per permit			
<b><u>REVENUE AND COST COMPARISON</u></b>			
<b>UNIT REVENUE:</b>	<b>\$508.00</b>	<b>TOTAL REVENUE:</b>	<b>\$3,556</b>
<b>UNIT COST:</b>	<b>\$612.57</b>	<b>TOTAL COST:</b>	<b>\$4,288</b>
<b>UNIT PROFIT (SUBSIDY):</b>	<b>\$(104.57)</b>	<b>TOTAL PROFIT (SUBSIDY):</b>	<b>\$(732)</b>
<b>TOTAL UNITS:</b>	<b>7</b>	<b>PCT. COST RECOVERY:</b>	<b>82.93%</b>
<b>SUGGESTED FEE FOR COST RECOVERY OF: 100%</b> \$615 (includes 2 inspections at 2 hours each)			

**CITY OF WEST COVINA  
COST DETAIL WORKSHEET  
FY 2022-23**

<b>SERVICE</b> <b>HOSPITAL INSPECTION</b>				<b>REFERENCE NO.</b> <b>S-137</b>		
<b>NOTE</b> Unit Costs are an Average of Total Units				<b>TOTAL UNITS</b> <b>7</b>		
<u>DEPARTMENT</u>	<u>POSITION</u>	<u>TYPE</u>	<u>UNIT TIME</u>	<u>UNIT COST</u>	<u>ANN. UNITS</u>	<u>TOTAL COST</u>
FIRE PREVENTION	FIRE PROTECT SPEC	Per Inspection	4.00	\$612.52	7	\$4,288
		<b>TYPE SUBTOTAL</b>	<b>4.00</b>	<b>\$612.52</b>		<b>\$4,288</b>
<b>TOTALS</b>			<b>4.00</b>	<b>\$612.57</b>		<b>\$4,288</b>

**CITY OF WEST COVINA  
REVENUE AND COST SUMMARY WORKSHEET  
FY 2022-23**

<b>SERVICE</b> <b>MEDICAL FACILITY INSPECTION</b>		<b>REFERENCE NO.</b> <b>S-138</b>	
<b>PRIMARY DEPARTMENT</b> FIRE	<b>UNIT OF SERVICE</b> INSPECTION	<b>SERVICE RECIPIENT</b>	
<b>DESCRIPTION OF SERVICE</b> Annual inspection of a medical facility for compliance with City and State codes and standards.			
<b>CURRENT FEE STRUCTURE</b> \$542 per permit			
<b><u>REVENUE AND COST COMPARISON</u></b>			
<b>UNIT REVENUE:</b>	<b>\$271.00</b>	<b>TOTAL REVENUE:</b>	<b>\$5,691</b>
<b>UNIT COST:</b>	<b>\$153.14</b>	<b>TOTAL COST:</b>	<b>\$3,216</b>
<b>UNIT PROFIT (SUBSIDY):</b>	<b>\$117.86</b>	<b>TOTAL PROFIT (SUBSIDY):</b>	<b>\$2,475</b>
<b>TOTAL UNITS:</b>	<b>21</b>	<b>PCT. COST RECOVERY:</b>	<b>176.96%</b>
<b>SUGGESTED FEE FOR COST RECOVERY OF: 100%</b> \$155 per inspection Includes 1 inspection			

**CITY OF WEST COVINA  
 COST DETAIL WORKSHEET  
 FY 2022-23**

<b>SERVICE</b> <b>MEDICAL FACILITY INSPECTION</b>				<b>REFERENCE NO.</b> <b>S-138</b>		
<b>NOTE</b> Unit Costs are an Average of Total Units				<b>TOTAL UNITS</b> <b>21</b>		
<u>DEPARTMENT</u>	<u>POSITION</u>	<u>TYPE</u>	<u>UNIT TIME</u>	<u>UNIT COST</u>	<u>ANN. UNITS</u>	<u>TOTAL COST</u>
FIRE PREVENTION	FIRE PROTECT SPEC	Per Inspection	1.00	\$153.13	21	\$3,216
		<b>TYPE SUBTOTAL</b>	<b>1.00</b>	<b>\$153.13</b>		<b>\$3,216</b>
<b>TOTALS</b>			<b>1.00</b>	<b>\$153.14</b>		<b>\$3,216</b>

**CITY OF WEST COVINA  
REVENUE AND COST SUMMARY WORKSHEET  
FY 2022-23**

<b>SERVICE</b> <b>HIGH RISE BUILDING INSPECTION</b>		<b>REFERENCE NO.</b> <b>S-139</b>	
<b>PRIMARY DEPARTMENT</b> FIRE	<b>UNIT OF SERVICE</b> INSPECTION	<b>SERVICE RECIPIENT</b>	
<b>DESCRIPTION OF SERVICE</b>  Annual inspection of a high rise building for compliance with City and State codes and standards.			
<b>CURRENT FEE STRUCTURE</b>  \$1,016 per permit plus \$471 per floor after the sixth floor			
<b><u>REVENUE AND COST COMPARISON</u></b>			
<b>UNIT REVENUE:</b>	<b>\$553.33</b>	<b>TOTAL REVENUE:</b>	<b>\$1,660</b>
<b>UNIT COST:</b>	<b>\$408.33</b>	<b>TOTAL COST:</b>	<b>\$1,225</b>
<b>UNIT PROFIT (SUBSIDY):</b>	<b>\$145.00</b>	<b>TOTAL PROFIT (SUBSIDY):</b>	<b>\$435</b>
<b>TOTAL UNITS:</b>	<b>3</b>	<b>PCT. COST RECOVERY:</b>	<b>135.51%</b>
<b>SUGGESTED FEE FOR COST RECOVERY OF: 100%</b>  \$305 (includes 1 inspection at 2 hours each)			

**CITY OF WEST COVINA  
COST DETAIL WORKSHEET  
FY 2022-23**

<b>SERVICE</b> <b>HIGH RISE BUILDING INSPECTION</b>					<b>REFERENCE NO.</b> <b>S-139</b>	
<b>NOTE</b> Unit Costs are an Average of Total Units					<b>TOTAL UNITS</b> <b>3</b>	
<u>DEPARTMENT</u>	<u>POSITION</u>	<u>TYPE</u>	<u>UNIT TIME</u>	<u>UNIT COST</u>	<u>ANN. UNITS</u>	<u>TOTAL COST</u>
FIRE PREVENTION	FIRE PROTECT SPEC	1-6 Floors-Per Insp	2.00	\$306.26	3	\$919
<b>TYPE SUBTOTAL</b>			<b>2.00</b>	<b>\$306.26</b>		<b>\$919</b>
FIRE PREVENTION	FIRE PROTECT SPEC	Per Floor 6+ Insp	2.00	\$306.26	1	\$306
<b>TYPE SUBTOTAL</b>			<b>2.00</b>	<b>\$306.26</b>		<b>\$306</b>
<b>TOTALS</b>			<b>4.00</b>	<b>\$408.33</b>		<b>\$1,225</b>

**CITY OF WEST COVINA  
REVENUE AND COST SUMMARY WORKSHEET  
FY 2022-23**

<b>SERVICE</b> <b>HOTEL/MOTEL/APARTMENT (R-1) INSPECT</b>		<b>REFERENCE NO.</b> <b>S-140</b>	
<b>PRIMARY DEPARTMENT</b> FIRE	<b>UNIT OF SERVICE</b> INSPECTION	<b>SERVICE RECIPIENT</b>	
<b>DESCRIPTION OF SERVICE</b>  Annual inspection of a hotel, motel, or apartment for compliance with City and State codes and standards.			
<b>CURRENT FEE STRUCTURE</b>  up to 20 units - \$327 per inspection 21-40 units - \$409 per inspection 41-60 units - \$491 per inspection 61+ units - \$573 per inspection			
<b><u>REVENUE AND COST COMPARISON</u></b>			
<b>UNIT REVENUE:</b>	<b>\$370.16</b>	<b>TOTAL REVENUE:</b>	<b>\$49,231</b>
<b>UNIT COST:</b>	<b>\$423.70</b>	<b>TOTAL COST:</b>	<b>\$56,352</b>
<b>UNIT PROFIT (SUBSIDY):</b>	<b>\$(53.54)</b>	<b>TOTAL PROFIT (SUBSIDY):</b>	<b>\$(7,121)</b>
<b>TOTAL UNITS:</b>	<b>133</b>	<b>PCT. COST RECOVERY:</b>	<b>87.36%</b>
<b>SUGGESTED FEE FOR COST RECOVERY OF: 100%</b>  up to 20 units - \$385 per inspection 21-40 units - \$460 per inspection 41-60 units - \$535 per inspection 61+ units - \$75 per each additional 20 units over 60 units  Includes 1 inspection			



**CITY OF WEST COVINA  
COST DETAIL WORKSHEET  
FY 2022-23**

<b>SERVICE</b> <b>HOTEL/MOTEL/APARTMENT (R-1) INSPECT</b>					<b>REFERENCE NO.</b> <b>S-140</b>	
<b>NOTE</b> Unit Costs are an Average of Total Units					<b>TOTAL UNITS</b> <b>133</b>	
<u>DEPARTMENT</u>	<u>POSITION</u>	<u>TYPE</u>	<u>UNIT TIME</u>	<u>UNIT COST</u>	<u>ANN. UNITS</u>	<u>TOTAL COST</u>
FIRE PREVENTION	FIRE PROTECT SPEC	Up To 20 Units	2.50	\$382.83	78	\$29,861
		<b>TYPE SUBTOTAL</b>	<b>2.50</b>	<b>\$382.83</b>		<b>\$29,861</b>
FIRE PREVENTION	FIRE PROTECT SPEC	21-40 Units	3.00	\$459.39	40	\$18,376
		<b>TYPE SUBTOTAL</b>	<b>3.00</b>	<b>\$459.39</b>		<b>\$18,376</b>
FIRE PREVENTION	FIRE PROTECT SPEC	41-60 Units	3.50	\$535.96	15	\$8,039
		<b>TYPE SUBTOTAL</b>	<b>3.50</b>	<b>\$535.96</b>		<b>\$8,039</b>
FIRE PREVENTION	FIRE PROTECT SPEC	Ea Addl 20 Units	0.50	\$76.57	1	\$77
		<b>TYPE SUBTOTAL</b>	<b>0.50</b>	<b>\$76.57</b>		<b>\$77</b>
<b>TOTALS</b>			<b>9.50</b>	<b>\$423.70</b>		<b>\$56,352</b>

**CITY OF WEST COVINA  
REVENUE AND COST SUMMARY WORKSHEET  
FY 2022-23**

<b>SERVICE</b> <b>PUBLIC/PRIVATE SCHOOL INSPECTION</b>		<b>REFERENCE NO.</b> <b>S-141</b>	
<b>PRIMARY DEPARTMENT</b> FIRE	<b>UNIT OF SERVICE</b> INSPECTION	<b>SERVICE RECIPIENT</b>	
<b>DESCRIPTION OF SERVICE</b>  Annual inspection of a public or private school for compliance with City and State codes and standards.			
<b>CURRENT FEE STRUCTURE</b>  No Charge			
<b><u>REVENUE AND COST COMPARISON</u></b>			
<b>UNIT REVENUE:</b>	<b>\$0.00</b>	<b>TOTAL REVENUE:</b>	<b>\$0</b>
<b>UNIT COST:</b>	<b>\$459.38</b>	<b>TOTAL COST:</b>	<b>\$14,700</b>
<b>UNIT PROFIT (SUBSIDY):</b>	<b>\$(459.38)</b>	<b>TOTAL PROFIT (SUBSIDY):</b>	<b>\$(14,700)</b>
<b>TOTAL UNITS:</b>	<b>32</b>	<b>PCT. COST RECOVERY:</b>	<b>0.00%</b>
<b>SUGGESTED FEE FOR COST RECOVERY OF: 100%</b>			
\$460 per inspection			
Includes 1 inspection			

**CITY OF WEST COVINA  
COST DETAIL WORKSHEET  
FY 2022-23**

<b>SERVICE</b> <b>PUBLIC/PRIVATE SCHOOL INSPECTION</b>					<b>REFERENCE NO.</b> <b>S-141</b>		
<b>NOTE</b> Unit Costs are an Average of Total Units					<b>TOTAL UNITS</b> <b>32</b>		
<u>DEPARTMENT</u>	<u>POSITION</u>	<u>TYPE</u>	<u>UNIT TIME</u>	<u>UNIT COST</u>	<u>ANN. UNITS</u>	<u>TOTAL COST</u>	
FIRE PREVENTION	FIRE PROTECT SPEC		3.00	\$459.39	32	\$14,700	
		TYPE SUBTOTAL	3.00	\$459.39		\$14,700	
<b>TOTALS</b>			<b>3.00</b>	<b>\$459.38</b>		<b>\$14,700</b>	

**CITY OF WEST COVINA  
REVENUE AND COST SUMMARY WORKSHEET  
FY 2022-23**

<b>SERVICE</b> <b>BRUSH HAZARD (AB38) INSPECTION</b>		<b>REFERENCE NO.</b> <b>S-142</b>	
<b>PRIMARY DEPARTMENT</b> FIRE	<b>UNIT OF SERVICE</b> INSPECTION	<b>SERVICE RECIPIENT</b>	
<b>DESCRIPTION OF SERVICE</b>  Inspection of the brush hazards and defensible space of a parcel which is required of a seller of a property under State law.			
<b>CURRENT FEE STRUCTURE</b>  None			
<b><u>REVENUE AND COST COMPARISON</u></b>			
<b>UNIT REVENUE:</b>	<b>\$0.00</b>	<b>TOTAL REVENUE:</b>	<b>\$0</b>
<b>UNIT COST:</b>	<b>\$306.30</b>	<b>TOTAL COST:</b>	<b>\$3,063</b>
<b>UNIT PROFIT (SUBSIDY):</b>	<b>\$(306.30)</b>	<b>TOTAL PROFIT (SUBSIDY):</b>	<b>\$(3,063)</b>
<b>TOTAL UNITS:</b>	<b>10</b>	<b>PCT. COST RECOVERY:</b>	<b>0.00%</b>
<b>SUGGESTED FEE FOR COST RECOVERY OF: 100%</b>  \$305 per inspection  Includes 1 inspection			

**CITY OF WEST COVINA  
COST DETAIL WORKSHEET  
FY 2022-23**

<b>SERVICE</b> <b>BRUSH HAZARD (AB38) INSPECTION</b>					<b>REFERENCE NO.</b> <b>S-142</b>		
<b>NOTE</b> Unit Costs are an Average of Total Units					<b>TOTAL UNITS</b> <b>10</b>		
<u>DEPARTMENT</u>	<u>POSITION</u>	<u>TYPE</u>	<u>UNIT TIME</u>	<u>UNIT COST</u>	<u>ANN. UNITS</u>	<u>TOTAL COST</u>	
FIRE PREVENTION	FIRE PROTECT SPEC		2.00	\$306.26	10	\$3,063	
		TYPE SUBTOTAL	2.00	\$306.26		\$3,063	
<b>TOTALS</b>			<b>2.00</b>	<b>\$306.30</b>		<b>\$3,063</b>	

**CITY OF WEST COVINA  
REVENUE AND COST SUMMARY WORKSHEET  
FY 2022-23**

<b>SERVICE</b> HIGH/VERY HIGH HAZ/BRUSH/WEED INSP		<b>REFERENCE NO.</b> S-143	
<b>PRIMARY DEPARTMENT</b> FIRE	<b>UNIT OF SERVICE</b> PLAN	<b>SERVICE RECIPIENT</b>	
<b>DESCRIPTION OF SERVICE</b>  Review of the landscape plan in a high or very high fire hazard zone.			
<b>CURRENT FEE STRUCTURE</b>  None			
<b><u>REVENUE AND COST COMPARISON</u></b>			
<b>UNIT REVENUE:</b>	<b>\$0.00</b>	<b>TOTAL REVENUE:</b>	<b>\$0</b>
<b>UNIT COST:</b>	<b>\$306.00</b>	<b>TOTAL COST:</b>	<b>\$306</b>
<b>UNIT PROFIT (SUBSIDY):</b>	<b>\$(306.00)</b>	<b>TOTAL PROFIT (SUBSIDY):</b>	<b>\$(306)</b>
<b>TOTAL UNITS:</b>	<b>1</b>	<b>PCT. COST RECOVERY:</b>	<b>0.00%</b>
<b>SUGGESTED FEE FOR COST RECOVERY OF: 100%</b>			
\$305 per inspection			
Includes 1 inspection			

**CITY OF WEST COVINA  
COST DETAIL WORKSHEET  
FY 2022-23**

<b>SERVICE</b> <b>HIGH/VERY HIGH HAZ/BRUSH/WEED INSP</b>				<b>REFERENCE NO.</b> <b>S-143</b>		
<b>NOTE</b> Unit Costs are an Average of Total Units				<b>TOTAL UNITS</b> <b>1</b>		
<u>DEPARTMENT</u>	<u>POSITION</u>	<u>TYPE</u>	<u>UNIT TIME</u>	<u>UNIT COST</u>	<u>ANN. UNITS</u>	<u>TOTAL COST</u>
FIRE PREVENTION	FIRE PROTECT SPEC		2.00	\$306.26	1	\$306
		TYPE SUBTOTAL	2.00	\$306.26		\$306
<b>TOTALS</b>			<b>2.00</b>	<b>\$306.00</b>		<b>\$306</b>

**CITY OF WEST COVINA  
REVENUE AND COST SUMMARY WORKSHEET  
FY 2022-23**

<b>SERVICE</b> <b>AS-NEEDED FIRE INSPECTION</b>		<b>REFERENCE NO.</b> <b>S-144</b>	
<b>PRIMARY DEPARTMENT</b> FIRE	<b>UNIT OF SERVICE</b> INSPECTION	<b>SERVICE RECIPIENT</b>	
<b>DESCRIPTION OF SERVICE</b> Providing as-needed or extra inspection services.			
<b>CURRENT FEE STRUCTURE</b> \$135 per hour			
<b><u>REVENUE AND COST COMPARISON</u></b>			
<b>UNIT REVENUE:</b>	<b>\$135.00</b>	<b>TOTAL REVENUE:</b>	<b>\$16,740</b>
<b>UNIT COST:</b>	<b>\$153.13</b>	<b>TOTAL COST:</b>	<b>\$18,988</b>
<b>UNIT PROFIT (SUBSIDY):</b>	<b>\$(18.13)</b>	<b>TOTAL PROFIT (SUBSIDY):</b>	<b>\$(2,248)</b>
<b>TOTAL UNITS:</b>	<b>124</b>	<b>PCT. COST RECOVERY:</b>	<b>88.16%</b>
<b>SUGGESTED FEE FOR COST RECOVERY OF: 100%</b> Charge the fully allocated hourly rates for all personnel involved plus any outside consultant costs.			



**CITY OF WEST COVINA  
COST DETAIL WORKSHEET  
FY 2022-23**

<b>SERVICE</b> <b>AS-NEEDED FIRE INSPECTION</b>				<b>REFERENCE NO.</b> <b>S-144</b>		
<b>NOTE</b> Unit Costs are an Average of Total Units				<b>TOTAL UNITS</b> <b>124</b>		
<u>DEPARTMENT</u>	<u>POSITION</u>	<u>TYPE</u>	<u>UNIT TIME</u>	<u>UNIT COST</u>	<u>ANN. UNITS</u>	<u>TOTAL COST</u>
FIRE PREVENTION	FIRE PROTECT SPEC		1.00	\$153.13	124	\$18,988
		TYPE SUBTOTAL	1.00	\$153.13		\$18,988
<b>TOTALS</b>			<b>1.00</b>	<b>\$153.13</b>		<b>\$18,988</b>

**CITY OF WEST COVINA  
REVENUE AND COST SUMMARY WORKSHEET  
FY 2022-23**

<b>SERVICE</b> <b>FIRE &amp; LIFE SAFETY INSPECTION</b>		<b>REFERENCE NO.</b> <b>S-145</b>	
<b>PRIMARY DEPARTMENT</b> FIRE	<b>UNIT OF SERVICE</b> INSPECTION	<b>SERVICE RECIPIENT</b>	
<b>DESCRIPTION OF SERVICE</b>  Fire and life safety inspections of a business when needed.			
<b>CURRENT FEE STRUCTURE</b>  \$100 per hour, 1 hour minimum Billing - Actual Costs			
<b><u>REVENUE AND COST COMPARISON</u></b>			
<b>UNIT REVENUE:</b>	<b>\$0.48</b>	<b>TOTAL REVENUE:</b>	<b>\$1,200</b>
<b>UNIT COST:</b>	<b>\$163.96</b>	<b>TOTAL COST:</b>	<b>\$411,863</b>
<b>UNIT PROFIT (SUBSIDY):</b>	<b>\$(163.48)</b>	<b>TOTAL PROFIT (SUBSIDY):</b>	<b>\$(410,663)</b>
<b>TOTAL UNITS:</b>	<b>2,512</b>	<b>PCT. COST RECOVERY:</b>	<b>0.29%</b>
<b>SUGGESTED FEE FOR COST RECOVERY OF: 50%</b>  \$85 for first 2 inspection (50% Cost Recovery)  Includes 2 inspections			

**CITY OF WEST COVINA  
COST DETAIL WORKSHEET  
FY 2022-23**

<b>SERVICE</b> <b>FIRE &amp; LIFE SAFETY INSPECTION</b>					<b>REFERENCE NO.</b> <b>S-145</b>		
<b>NOTE</b> Unit Costs are an Average of Total Units					<b>TOTAL UNITS</b> <b>2,512</b>		
<u>DEPARTMENT</u>	<u>POSITION</u>	<u>TYPE</u>	<u>UNIT TIME</u>	<u>UNIT COST</u>	<u>ANN. UNITS</u>	<u>TOTAL COST</u>	
FIRE	FIRE CAPTAIN	1st & 2nd Inspect	1.50	\$164.01	2,500	\$410,025	
		<b>TYPE SUBTOTAL</b>	<b>1.50</b>	<b>\$164.01</b>		<b>\$410,025</b>	
FIRE PREVENTION	FIRE PROTECT SPEC	3rd Inspection	1.00	\$153.13	12	\$1,838	
		<b>TYPE SUBTOTAL</b>	<b>1.00</b>	<b>\$153.13</b>		<b>\$1,838</b>	
<b>TOTALS</b>			<b>2.50</b>	<b>\$163.96</b>		<b>\$411,863</b>	

**CITY OF WEST COVINA  
REVENUE AND COST SUMMARY WORKSHEET  
FY 2022-23**

<b>SERVICE</b> <b>FIRE NON-COMPLIANCE</b>		<b>REFERENCE NO.</b> <b>S-146</b>	
<b>PRIMARY DEPARTMENT</b> FIRE	<b>UNIT OF SERVICE</b> N/A	<b>SERVICE RECIPIENT</b>	
<b>DESCRIPTION OF SERVICE</b>  Failure to comply with orders, tags, or notices.			
<b>CURRENT FEE STRUCTURE</b>  \$550 per failure to comply			
<b><u>REVENUE AND COST COMPARISON</u></b>			
<b>UNIT REVENUE:</b>	<b>\$0.00</b>	<b>TOTAL REVENUE:</b>	<b>\$0</b>
<b>UNIT COST:</b>	<b>\$0.00</b>	<b>TOTAL COST:</b>	<b>\$0</b>
<b>UNIT PROFIT (SUBSIDY):</b>	<b>\$0.00</b>	<b>TOTAL PROFIT (SUBSIDY):</b>	<b>\$0</b>
<b>TOTAL UNITS:</b>	<b>1</b>	<b>PCT. COST RECOVERY:</b>	<b>0.00%</b>
<b>SUGGESTED FEE FOR COST RECOVERY OF: 100%</b>			
\$550 per failure to comply			
Failure to obtain permit - 150% of permit fee			

**CITY OF WEST COVINA  
COST DETAIL WORKSHEET  
FY 2022-23**

<b>SERVICE</b> <b>FIRE NON-COMPLIANCE</b>				<b>REFERENCE NO.</b> <b>S-146</b>		
<b>NOTE</b> Unit Costs are an Average of Total Units				<b>TOTAL UNITS</b> <b>1</b>		
<u>DEPARTMENT</u>	<u>POSITION</u>	<u>TYPE</u>	<u>UNIT TIME</u>	<u>UNIT COST</u>	<u>ANN. UNITS</u>	<u>TOTAL COST</u>
			0.00	\$0.00	0	\$0
		<b>TYPE SUBTOTAL</b>	<b>0.00</b>	<b>\$0.00</b>		<b>\$0</b>
<b>TOTALS</b>			<b>0.00</b>	<b>\$0.00</b>		<b>\$0</b>

**CITY OF WEST COVINA  
REVENUE AND COST SUMMARY WORKSHEET  
FY 2022-23**

<b>SERVICE</b> <b>ASBESTOS REMOVAL FIRE PERMIT</b>		<b>REFERENCE NO.</b> <b>S-147</b>
<b>PRIMARY DEPARTMENT</b> FIRE	<b>UNIT OF SERVICE</b> PERMIT	<b>SERVICE RECIPIENT</b>
<b>DESCRIPTION OF SERVICE</b>  Processing and inspection of an asbestos removal as-needed operational Fire Code permit for compliance with City codes and standards.		
<b>CURRENT FEE STRUCTURE</b>  0-20,000 square feet - \$327 per permit 20,001+ square feet - \$409 per permit		
<b><u>REVENUE AND COST COMPARISON</u></b>		
<b>UNIT REVENUE:</b>	<b>\$368.00</b>	<b>TOTAL REVENUE:</b>
<b>UNIT COST:</b>	<b>\$181.00</b>	<b>TOTAL COST:</b>
<b>UNIT PROFIT (SUBSIDY):</b>	<b>\$187.00</b>	<b>TOTAL PROFIT (SUBSIDY):</b>
<b>TOTAL UNITS:</b>	<b>1</b>	<b>PCT. COST RECOVERY:</b>
		<b>203.31%</b>
<b>SUGGESTED FEE FOR COST RECOVERY OF: 100%</b>  \$180 per permit  Includes 1 inspection		

**CITY OF WEST COVINA  
COST DETAIL WORKSHEET  
FY 2022-23**

<b>SERVICE</b> <b>ASBESTOS REMOVAL FIRE PERMIT</b>					<b>REFERENCE NO.</b> <b>S-147</b>		
<b>NOTE</b> Unit Costs are an Average of Total Units					<b>TOTAL UNITS</b> <b>1</b>		
<u>DEPARTMENT</u>	<u>POSITION</u>	<u>TYPE</u>	<u>UNIT TIME</u>	<u>UNIT COST</u>	<u>ANN. UNITS</u>	<u>TOTAL COST</u>	
FIRE	ADMIN AIDE		0.50	\$28.35	1	\$28	
FIRE PREVENTION	FIRE PROTECT SPEC		1.00	\$153.13	1	\$153	
		<b>TYPE SUBTOTAL</b>	<b>1.50</b>	<b>\$181.48</b>		<b>\$181</b>	
<b>TOTALS</b>			<b>1.50</b>	<b>\$181.00</b>		<b>\$181</b>	

**CITY OF WEST COVINA  
REVENUE AND COST SUMMARY WORKSHEET  
FY 2022-23**

<b>SERVICE</b> <b>BOWLING PIN/ALLEY REFINISH FIRE PMT</b>		<b>REFERENCE NO.</b> <b>S-148</b>
<b>PRIMARY DEPARTMENT</b> FIRE	<b>UNIT OF SERVICE</b> PERMIT	<b>SERVICE RECIPIENT</b>
<b>DESCRIPTION OF SERVICE</b>  Processing and inspection of a bowling pin or alley refinishing as-needed operational Fire Code permit for compliance with City codes and standards.		
<b>CURRENT FEE STRUCTURE</b>  \$327 per permit		
<b><u>REVENUE AND COST COMPARISON</u></b>		
<b>UNIT REVENUE:</b>	<b>\$327.00</b>	<b>TOTAL REVENUE:</b> <b>\$327</b>
<b>UNIT COST:</b>	<b>\$181.00</b>	<b>TOTAL COST:</b> <b>\$181</b>
<b>UNIT PROFIT (SUBSIDY):</b>	<b>\$146.00</b>	<b>TOTAL PROFIT (SUBSIDY):</b> <b>\$146</b>
<b>TOTAL UNITS:</b>	<b>1</b>	<b>PCT. COST RECOVERY:</b> <b>180.66%</b>
<b>SUGGESTED FEE FOR COST RECOVERY OF: 100%</b>  \$180 per permit  Includes 1 inspection		



**CITY OF WEST COVINA  
COST DETAIL WORKSHEET  
FY 2022-23**

<b>SERVICE</b> <b>BOWLING PIN/ALLEY REFINISH FIRE PMT</b>					<b>REFERENCE NO.</b> <b>S-148</b>		
<b>NOTE</b> Unit Costs are an Average of Total Units					<b>TOTAL UNITS</b> <b>1</b>		
<u>DEPARTMENT</u>	<u>POSITION</u>	<u>TYPE</u>	<u>UNIT TIME</u>	<u>UNIT COST</u>	<u>ANN. UNITS</u>	<u>TOTAL COST</u>	
FIRE	ADMIN AIDE		0.50	\$28.35	1	\$28	
FIRE PREVENTION	FIRE PROTECT SPEC		1.00	\$153.13	1	\$153	
		<b>TYPE SUBTOTAL</b>	<b>1.50</b>	<b>\$181.48</b>		<b>\$181</b>	
<b>TOTALS</b>			<b>1.50</b>	<b>\$181.00</b>		<b>\$181</b>	

**CITY OF WEST COVINA  
REVENUE AND COST SUMMARY WORKSHEET  
FY 2022-23**

<b>SERVICE</b> <b>CANDLE/OPEN FLAME FIRE PERMIT</b>		<b>REFERENCE NO.</b> <b>S-149</b>
<b>PRIMARY DEPARTMENT</b> FIRE	<b>UNIT OF SERVICE</b> PERMIT	<b>SERVICE RECIPIENT</b>
<b>DESCRIPTION OF SERVICE</b>  Processing and inspection of a candle or open flame in an assembly area as-needed operational Fire Code permit for compliance with City codes and standards.		
<b>CURRENT FEE STRUCTURE</b>  \$163 per permit		
<b><u>REVENUE AND COST COMPARISON</u></b>		
<b>UNIT REVENUE:</b>	<b>\$163.00</b>	<b>TOTAL REVENUE:</b>
<b>UNIT COST:</b>	<b>\$181.33</b>	<b>TOTAL COST:</b>
<b>UNIT PROFIT (SUBSIDY):</b>	<b>\$(18.33)</b>	<b>TOTAL PROFIT (SUBSIDY):</b>
<b>TOTAL UNITS:</b>	<b>3</b>	<b>PCT. COST RECOVERY:</b>
		<b>89.89%</b>
<b>SUGGESTED FEE FOR COST RECOVERY OF: 100%</b>  \$180 per permit  Includes 1 inspection		

**CITY OF WEST COVINA  
COST DETAIL WORKSHEET  
FY 2022-23**

<b>SERVICE</b> <b>CANDLE/OPEN FLAME FIRE PERMIT</b>					<b>REFERENCE NO.</b> <b>S-149</b>		
<b>NOTE</b> Unit Costs are an Average of Total Units					<b>TOTAL UNITS</b> <b>3</b>		
<u>DEPARTMENT</u>	<u>POSITION</u>	<u>TYPE</u>	<u>UNIT TIME</u>	<u>UNIT COST</u>	<u>ANN. UNITS</u>	<u>TOTAL COST</u>	
FIRE	ADMIN AIDE		0.50	\$28.35	3	\$85	
FIRE PREVENTION	FIRE PROTECT SPEC		1.00	\$153.13	3	\$459	
		<b>TYPE SUBTOTAL</b>	<b>1.50</b>	<b>\$181.48</b>		<b>\$544</b>	
<b>TOTALS</b>			<b>1.50</b>	<b>\$181.33</b>		<b>\$544</b>	

**CITY OF WEST COVINA  
REVENUE AND COST SUMMARY WORKSHEET  
FY 2022-23**

<b>SERVICE</b> <b>CARNIVAL/FAIR/CIRCUS FIRE PERMIT</b>		<b>REFERENCE NO.</b> <b>S-150</b>	
<b>PRIMARY DEPARTMENT</b> FIRE	<b>UNIT OF SERVICE</b> PERMIT	<b>SERVICE RECIPIENT</b>	
<b>DESCRIPTION OF SERVICE</b>  Processing and inspection of a carnival, fair, or carnival as-needed operational Fire Code permit for compliance with City codes and standards.			
<b>CURRENT FEE STRUCTURE</b>  1-10 concession stands - \$199 per permit 11+ concession stands - \$299 per permit			
<b><u>REVENUE AND COST COMPARISON</u></b>			
<b>UNIT REVENUE:</b>	<b>\$149.38</b>	<b>TOTAL REVENUE:</b>	<b>\$1,195</b>
<b>UNIT COST:</b>	<b>\$144.38</b>	<b>TOTAL COST:</b>	<b>\$1,155</b>
<b>UNIT PROFIT (SUBSIDY):</b>	<b>\$5.00</b>	<b>TOTAL PROFIT (SUBSIDY):</b>	<b>\$40</b>
<b>TOTAL UNITS:</b>	<b>8</b>	<b>PCT. COST RECOVERY:</b>	<b>103.46%</b>
<b>SUGGESTED FEE FOR COST RECOVERY OF: 100%</b>  \$235 per permit plus \$90 per each 10 stands over 10 stands  Includes 1 inspection  Less than 14 Day Expedited Fee - \$250			

**CITY OF WEST COVINA  
COST DETAIL WORKSHEET  
FY 2022-23**

<b>SERVICE</b> <b>CARNIVAL/FAIR/CIRCUS FIRE PERMIT</b>					<b>REFERENCE NO.</b> <b>S-150</b>		
<b>NOTE</b> Unit Costs are an Average of Total Units					<b>TOTAL UNITS</b> <b>8</b>		
<b><u>DEPARTMENT</u></b>	<b><u>POSITION</u></b>	<b><u>TYPE</u></b>	<b><u>UNIT TIME</u></b>	<b><u>UNIT COST</u></b>	<b><u>ANN. UNITS</u></b>	<b><u>TOTAL COST</u></b>	
FIRE	ADMIN AIDE	Up To 10 Stands	0.75	\$42.52	3	\$128	
FIRE PREVENTION	FIRE PROTECT SPEC	Up To 10 Stands	1.25	\$191.41	3	\$574	
<b>TYPE SUBTOTAL</b>			<b>2.00</b>	<b>\$233.93</b>		<b>\$702</b>	
FIRE	ADMIN AIDE	Ea Addl 10 Stands	0.25	\$14.17	5	\$71	
FIRE PREVENTION	FIRE PROTECT SPEC	Ea Addl 10 Stands	0.50	\$76.57	5	\$383	
<b>TYPE SUBTOTAL</b>			<b>0.75</b>	<b>\$90.74</b>		<b>\$454</b>	
<b>TOTALS</b>			<b>2.75</b>	<b>\$144.38</b>		<b>\$1,155</b>	

**CITY OF WEST COVINA  
REVENUE AND COST SUMMARY WORKSHEET  
FY 2022-23**

<b>SERVICE</b> XMAS TREE/HOLIDAY STAND FIRE PMT		<b>REFERENCE NO.</b> S-151	
<b>PRIMARY DEPARTMENT</b> FIRE	<b>UNIT OF SERVICE</b> PERMIT	<b>SERVICE RECIPIENT</b>	
<b>DESCRIPTION OF SERVICE</b>  Processing and inspection of a Christmas Tree Lot or other holiday stand as-needed operational Fire Code permit for compliance with City codes and standards.			
<b>CURRENT FEE STRUCTURE</b>  \$245 per permit			
<b>REVENUE AND COST COMPARISON</b>			
<b>UNIT REVENUE:</b>	<b>\$245.00</b>	<b>TOTAL REVENUE:</b>	<b>\$1,225</b>
<b>UNIT COST:</b>	<b>\$217.80</b>	<b>TOTAL COST:</b>	<b>\$1,089</b>
<b>UNIT PROFIT (SUBSIDY):</b>	<b>\$27.20</b>	<b>TOTAL PROFIT (SUBSIDY):</b>	<b>\$136</b>
<b>TOTAL UNITS:</b>	<b>5</b>	<b>PCT. COST RECOVERY:</b>	<b>112.49%</b>
<b>SUGGESTED FEE FOR COST RECOVERY OF: 100%</b>  \$220 per permit  Includes 1 inspection			

**CITY OF WEST COVINA  
COST DETAIL WORKSHEET  
FY 2022-23**

<b>SERVICE</b> <b>  XMAS TREE/HOLIDAY STAND FIRE PMT</b>					<b>REFERENCE NO.</b> <b>      S-151</b>		
<b>NOTE</b> Unit Costs are an Average of Total Units					<b>TOTAL UNITS</b> <b>                  5</b>		
<u>DEPARTMENT</u>	<u>POSITION</u>	<u>TYPE</u>	<u>UNIT TIME</u>	<u>UNIT COST</u>	<u>ANN. UNITS</u>	<u>TOTAL COST</u>	
FIRE	ADMIN AIDE		0.25	\$14.17	5	\$71	
FIRE	FIREFIGHTER		0.75	\$51.55	5	\$258	
FIRE	FIRE CAPTAIN		0.75	\$82.01	5	\$410	
FIRE	FIRE ENGINEER		0.75	\$70.05	5	\$350	
<b>TYPE SUBTOTAL</b>			<b>2.50</b>	<b>\$217.78</b>		<b>\$1,089</b>	
<b>TOTALS</b>			<b>2.50</b>	<b>\$217.80</b>		<b>\$1,089</b>	

**CITY OF WEST COVINA  
REVENUE AND COST SUMMARY WORKSHEET  
FY 2022-23**

<b>SERVICE</b> <b>EXHIBIT/TRADE SHOW FIRE PERMIT</b>		<b>REFERENCE NO.</b> <b>S-152</b>	
<b>PRIMARY DEPARTMENT</b> FIRE	<b>UNIT OF SERVICE</b> PERMIT	<b>SERVICE RECIPIENT</b>	
<b>DESCRIPTION OF SERVICE</b>  Processing and inspection of an exhibit or trade show as-needed operational Fire Code permit for compliance with City codes and standards.			
<b>CURRENT FEE STRUCTURE</b>  \$245 per permit			
<b><u>REVENUE AND COST COMPARISON</u></b>			
<b>UNIT REVENUE:</b>	<b>\$245.00</b>	<b>TOTAL REVENUE:</b>	<b>\$735</b>
<b>UNIT COST:</b>	<b>\$272.33</b>	<b>TOTAL COST:</b>	<b>\$817</b>
<b>UNIT PROFIT (SUBSIDY):</b>	<b>\$(27.33)</b>	<b>TOTAL PROFIT (SUBSIDY):</b>	<b>\$(82)</b>
<b>TOTAL UNITS:</b>	<b>3</b>	<b>PCT. COST RECOVERY:</b>	<b>89.96%</b>
<b>SUGGESTED FEE FOR COST RECOVERY OF: 100%</b>  \$270 per permit  Includes 1 inspection  Less than 14 Day Expedited Fee - \$250			



**CITY OF WEST COVINA  
COST DETAIL WORKSHEET  
FY 2022-23**

<b>SERVICE</b> <b>EXHIBIT/TRADE SHOW FIRE PERMIT</b>				<b>REFERENCE NO.</b> <b>S-152</b>		
<b>NOTE</b> Unit Costs are an Average of Total Units				<b>TOTAL UNITS</b> <b>3</b>		
<u>DEPARTMENT</u>	<u>POSITION</u>	<u>TYPE</u>	<u>UNIT TIME</u>	<u>UNIT COST</u>	<u>ANN. UNITS</u>	<u>TOTAL COST</u>
FIRE	ADMIN AIDE		0.75	\$42.52	3	\$128
FIRE PREVENTION	FIRE PROTECT SPEC		1.50	\$229.70	3	\$689
		<b>TYPE SUBTOTAL</b>	<b>2.25</b>	<b>\$272.22</b>		<b>\$817</b>
<b>TOTALS</b>			<b>2.25</b>	<b>\$272.33</b>		<b>\$817</b>

**CITY OF WEST COVINA  
REVENUE AND COST SUMMARY WORKSHEET  
FY 2022-23**

<b>SERVICE</b> <b>EXPLOSIVES/BLASTING AGENT FIRE PMT</b>		<b>REFERENCE NO.</b> <b>S-153</b>	
<b>PRIMARY DEPARTMENT</b> FIRE	<b>UNIT OF SERVICE</b> PERMIT	<b>SERVICE RECIPIENT</b>	
<b>DESCRIPTION OF SERVICE</b>  Processing and inspection of an explosive or blasting agent as-needed operational Fire Code permit for compliance with City codes and standards.			
<b>CURRENT FEE STRUCTURE</b>  \$245 per permit			
<b><u>REVENUE AND COST COMPARISON</u></b>			
<b>UNIT REVENUE:</b>	<b>\$245.00</b>	<b>TOTAL REVENUE:</b>	<b>\$245</b>
<b>UNIT COST:</b>	<b>\$359.00</b>	<b>TOTAL COST:</b>	<b>\$359</b>
<b>UNIT PROFIT (SUBSIDY):</b>	<b>\$(114.00)</b>	<b>TOTAL PROFIT (SUBSIDY):</b>	<b>\$(114)</b>
<b>TOTAL UNITS:</b>	<b>1</b>	<b>PCT. COST RECOVERY:</b>	<b>68.25%</b>
<b>SUGGESTED FEE FOR COST RECOVERY OF: 100%</b>  \$360 per permit  Includes 1 inspection			

**CITY OF WEST COVINA  
COST DETAIL WORKSHEET  
FY 2022-23**

<b>SERVICE</b> <b>EXPLOSIVES/BLASTING AGENT FIRE PMT</b>					<b>REFERENCE NO.</b> <b>S-153</b>		
<b>NOTE</b> Unit Costs are an Average of Total Units					<b>TOTAL UNITS</b> <b>1</b>		
<u>DEPARTMENT</u>	<u>POSITION</u>	<u>TYPE</u>	<u>UNIT TIME</u>	<u>UNIT COST</u>	<u>ANN. UNITS</u>	<u>TOTAL COST</u>	
FIRE	ADMIN AIDE		0.25	\$14.17	1	\$14	
FIRE PREVENTION	FIRE PROTECT SPEC		2.25	\$344.54	1	\$345	
<b>TYPE SUBTOTAL</b>			<b>2.50</b>	<b>\$358.71</b>		<b>\$359</b>	
<b>TOTALS</b>			<b>2.50</b>	<b>\$359.00</b>		<b>\$359</b>	

**CITY OF WEST COVINA  
REVENUE AND COST SUMMARY WORKSHEET  
FY 2022-23**

<b>SERVICE</b> <b>FIRE HYDRANT USE FIRE PERMIT</b>		<b>REFERENCE NO.</b> <b>S-154</b>	
<b>PRIMARY DEPARTMENT</b> FIRE	<b>UNIT OF SERVICE</b> PERMIT	<b>SERVICE RECIPIENT</b>	
<b>DESCRIPTION OF SERVICE</b>  Processing and inspection of fire hydrant use and water control valve as-needed operational Fire Code permit for compliance with City codes and standards.			
<b>CURRENT FEE STRUCTURE</b>  Fire Hydrant Use & Water Control Valves - \$163 per permit Removal From Service - \$163 per permit			
<b><u>REVENUE AND COST COMPARISON</u></b>			
<b>UNIT REVENUE:</b>	<b>\$163.00</b>	<b>TOTAL REVENUE:</b>	<b>\$163</b>
<b>UNIT COST:</b>	<b>\$91.00</b>	<b>TOTAL COST:</b>	<b>\$91</b>
<b>UNIT PROFIT (SUBSIDY):</b>	<b>\$72.00</b>	<b>TOTAL PROFIT (SUBSIDY):</b>	<b>\$72</b>
<b>TOTAL UNITS:</b>	<b>1</b>	<b>PCT. COST RECOVERY:</b>	<b>179.12%</b>
<b>SUGGESTED FEE FOR COST RECOVERY OF: 100%</b>  \$90 per permit  Includes 1 inspection			

**CITY OF WEST COVINA  
COST DETAIL WORKSHEET  
FY 2022-23**

<b>SERVICE</b> <b>FIRE HYDRANT USE FIRE PERMIT</b>					<b>REFERENCE NO.</b> <b>S-154</b>		
<b>NOTE</b> Unit Costs are an Average of Total Units					<b>TOTAL UNITS</b> <b>1</b>		
<u>DEPARTMENT</u>	<u>POSITION</u>	<u>TYPE</u>	<u>UNIT TIME</u>	<u>UNIT COST</u>	<u>ANN. UNITS</u>	<u>TOTAL COST</u>	
FIRE	ADMIN AIDE		0.25	\$14.17	1	\$14	
FIRE PREVENTION	FIRE PROTECT SPEC		0.50	\$76.57	1	\$77	
		<b>TYPE SUBTOTAL</b>	<b>0.75</b>	<b>\$90.74</b>		<b>\$91</b>	
<b>TOTALS</b>			<b>0.75</b>	<b>\$91.00</b>		<b>\$91</b>	

**CITY OF WEST COVINA  
REVENUE AND COST SUMMARY WORKSHEET  
FY 2022-23**

<b>SERVICE</b> <b>FIREWORKS DISPLAY FIRE PERMIT</b>		<b>REFERENCE NO.</b> <b>S-155</b>	
<b>PRIMARY DEPARTMENT</b> FIRE	<b>UNIT OF SERVICE</b> PERMIT	<b>SERVICE RECIPIENT</b>	
<b>DESCRIPTION OF SERVICE</b>  Processing and inspection of a fireworks display as-needed operational Fire Code permit for compliance with City codes and standards.			
<b>CURRENT FEE STRUCTURE</b>  1-115 devices - \$271 per permit 116+ devices - \$338 per permit  Stand-by fees are separate			
<b>REVENUE AND COST COMPARISON</b>			
<b>UNIT REVENUE:</b>	<b>\$271.00</b>	<b>TOTAL REVENUE:</b>	<b>\$271</b>
<b>UNIT COST:</b>	<b>\$272.00</b>	<b>TOTAL COST:</b>	<b>\$272</b>
<b>UNIT PROFIT (SUBSIDY):</b>	<b>\$(1.00)</b>	<b>TOTAL PROFIT (SUBSIDY):</b>	<b>\$(1)</b>
<b>TOTAL UNITS:</b>	<b>1</b>	<b>PCT. COST RECOVERY:</b>	<b>99.63%</b>
<b>SUGGESTED FEE FOR COST RECOVERY OF: 100%</b>  \$270 per permit  Includes 1 inspection  Less than 14 Day Expedited Fee - \$250  Standby fees are separate.			

**CITY OF WEST COVINA  
COST DETAIL WORKSHEET  
FY 2022-23**

<b>SERVICE</b> <b>FIREWORKS DISPLAY FIRE PERMIT</b>					<b>REFERENCE NO.</b> <b>S-155</b>		
<b>NOTE</b> Unit Costs are an Average of Total Units					<b>TOTAL UNITS</b> <b>1</b>		
<u>DEPARTMENT</u>	<u>POSITION</u>	<u>TYPE</u>	<u>UNIT TIME</u>	<u>UNIT COST</u>	<u>ANN. UNITS</u>	<u>TOTAL COST</u>	
FIRE	ADMIN AIDE		0.75	\$42.52	1	\$43	
FIRE PREVENTION	FIRE PROTECT SPEC		1.50	\$229.70	1	\$230	
		<b>TYPE SUBTOTAL</b>	<b>2.25</b>	<b>\$272.22</b>		<b>\$272</b>	
<b>TOTALS</b>			<b>2.25</b>	<b>\$272.00</b>		<b>\$272</b>	

**CITY OF WEST COVINA  
REVENUE AND COST SUMMARY WORKSHEET  
FY 2022-23**

<b>SERVICE</b> <b>LIQUID/GAS FUELED VEHICLE FIRE PMT</b>		<b>REFERENCE NO.</b> <b>S-156</b>	
<b>PRIMARY DEPARTMENT</b> FIRE	<b>UNIT OF SERVICE</b> PERMIT	<b>SERVICE RECIPIENT</b>	
<b>DESCRIPTION OF SERVICE</b>  Processing and inspection of a liquid or gas fueled vehicle or equipment in an assembly area as-needed operational Fire Code permit for compliance with City codes and standards.			
<b>CURRENT FEE STRUCTURE</b>  \$163 per permit			
<b><u>REVENUE AND COST COMPARISON</u></b>			
<b>UNIT REVENUE:</b>	<b>\$163.00</b>	<b>TOTAL REVENUE:</b>	<b>\$163</b>
<b>UNIT COST:</b>	<b>\$181.00</b>	<b>TOTAL COST:</b>	<b>\$181</b>
<b>UNIT PROFIT (SUBSIDY):</b>	<b>\$(18.00)</b>	<b>TOTAL PROFIT (SUBSIDY):</b>	<b>\$(18)</b>
<b>TOTAL UNITS:</b>	<b>1</b>	<b>PCT. COST RECOVERY:</b>	<b>90.06%</b>
<b>SUGGESTED FEE FOR COST RECOVERY OF: 100%</b>  \$180 per permit  Includes 1 inspection			



**CITY OF WEST COVINA  
COST DETAIL WORKSHEET  
FY 2022-23**

<b>SERVICE</b> <b>LIQUID/GAS FUELED VEHICLE FIRE PMT</b>					<b>REFERENCE NO.</b> <b>S-156</b>		
<b>NOTE</b> Unit Costs are an Average of Total Units					<b>TOTAL UNITS</b> <b>1</b>		
<u>DEPARTMENT</u>	<u>POSITION</u>	<u>TYPE</u>	<u>UNIT TIME</u>	<u>UNIT COST</u>	<u>ANN. UNITS</u>	<u>TOTAL COST</u>	
FIRE	ADMIN AIDE		0.50	\$28.35	1	\$28	
FIRE PREVENTION	FIRE PROTECT SPEC		1.00	\$153.13	1	\$153	
<b>TYPE SUBTOTAL</b>			<b>1.50</b>	<b>\$181.48</b>		<b>\$181</b>	
<b>TOTALS</b>			<b>1.50</b>	<b>\$181.00</b>		<b>\$181</b>	

**CITY OF WEST COVINA  
REVENUE AND COST SUMMARY WORKSHEET  
FY 2022-23**

<b>SERVICE</b> <b>OCCUPANT LOAD REV/INCREASE FIRE PMT</b>		<b>REFERENCE NO.</b> <b>S-157</b>	
<b>PRIMARY DEPARTMENT</b> FIRE	<b>UNIT OF SERVICE</b> PERMIT	<b>SERVICE RECIPIENT</b>	
<b>DESCRIPTION OF SERVICE</b>  Processing and inspection of an occupant load increase as-needed operational Fire Code permit for compliance with City codes and standards.			
<b>CURRENT FEE STRUCTURE</b>  \$203 per permit			
<b><u>REVENUE AND COST COMPARISON</u></b>			
<b>UNIT REVENUE:</b>	<b>\$203.00</b>	<b>TOTAL REVENUE:</b>	<b>\$406</b>
<b>UNIT COST:</b>	<b>\$234.00</b>	<b>TOTAL COST:</b>	<b>\$468</b>
<b>UNIT PROFIT (SUBSIDY):</b>	<b>\$(31.00)</b>	<b>TOTAL PROFIT (SUBSIDY):</b>	<b>\$(62)</b>
<b>TOTAL UNITS:</b>	<b>2</b>	<b>PCT. COST RECOVERY:</b>	<b>86.75%</b>
<b>SUGGESTED FEE FOR COST RECOVERY OF: 100%</b>  \$235 per permit  Includes 1 inspection			

**CITY OF WEST COVINA  
COST DETAIL WORKSHEET  
FY 2022-23**

<b>SERVICE</b> <b>OCCUPANT LOAD REV/INCREASE FIRE PMT</b>					<b>REFERENCE NO.</b> <b>S-157</b>		
<b>NOTE</b> Unit Costs are an Average of Total Units					<b>TOTAL UNITS</b> <b>2</b>		
<u>DEPARTMENT</u>	<u>POSITION</u>	<u>TYPE</u>	<u>UNIT TIME</u>	<u>UNIT COST</u>	<u>ANN. UNITS</u>	<u>TOTAL COST</u>	
FIRE	ADMIN AIDE		0.75	\$42.52	2	\$85	
FIRE PREVENTION	FIRE PROTECT SPEC		1.25	\$191.41	2	\$383	
		<b>TYPE SUBTOTAL</b>	<b>2.00</b>	<b>\$233.93</b>		<b>\$468</b>	
<b>TOTALS</b>			<b>2.00</b>	<b>\$234.00</b>		<b>\$468</b>	

**CITY OF WEST COVINA  
REVENUE AND COST SUMMARY WORKSHEET  
FY 2022-23**

<b>SERVICE</b> <b>OPEN PIT BBQ/FIRE FIRE PERMIT</b>		<b>REFERENCE NO.</b> <b>S-158</b>	
<b>PRIMARY DEPARTMENT</b> FIRE	<b>UNIT OF SERVICE</b> PERMIT	<b>SERVICE RECIPIENT</b>	
<b>DESCRIPTION OF SERVICE</b>  Processing and inspection of an open pit barbeque, recreational fire, or open burning as-needed operational Fire Code permit for compliance with City codes and standards.			
<b>CURRENT FEE STRUCTURE</b>  \$135 per permit			
<b><u>REVENUE AND COST COMPARISON</u></b>			
<b>UNIT REVENUE:</b>	<b>\$135.00</b>	<b>TOTAL REVENUE:</b>	<b>\$675</b>
<b>UNIT COST:</b>	<b>\$258.00</b>	<b>TOTAL COST:</b>	<b>\$1,290</b>
<b>UNIT PROFIT (SUBSIDY):</b>	<b>\$(123.00)</b>	<b>TOTAL PROFIT (SUBSIDY):</b>	<b>\$(615)</b>
<b>TOTAL UNITS:</b>	<b>5</b>	<b>PCT. COST RECOVERY:</b>	<b>52.33%</b>
<b>SUGGESTED FEE FOR COST RECOVERY OF: 100%</b>  \$260 per permit  Includes 1 inspection			

**CITY OF WEST COVINA  
COST DETAIL WORKSHEET  
FY 2022-23**

<b>SERVICE</b> <b>OPEN PIT BBQ/FIRE FIRE PERMIT</b>				<b>REFERENCE NO.</b> <b>S-158</b>		
<b>NOTE</b> Unit Costs are an Average of Total Units				<b>TOTAL UNITS</b> <b>5</b>		
<u>DEPARTMENT</u>	<u>POSITION</u>	<u>TYPE</u>	<u>UNIT TIME</u>	<u>UNIT COST</u>	<u>ANN. UNITS</u>	<u>TOTAL COST</u>
FIRE	ADMIN AIDE		0.50	\$28.35	5	\$142
FIRE PREVENTION	FIRE PROTECT SPEC		1.50	\$229.70	5	\$1,149
		<b>TYPE SUBTOTAL</b>	<b>2.00</b>	<b>\$258.05</b>		<b>\$1,290</b>
<b>TOTALS</b>			<b>2.00</b>	<b>\$258.00</b>		<b>\$1,290</b>

**CITY OF WEST COVINA  
REVENUE AND COST SUMMARY WORKSHEET  
FY 2022-23**

<b>SERVICE</b> <b>PARADE FLOAT FIRE PERMIT</b>		<b>REFERENCE NO.</b> <b>S-159</b>	
<b>PRIMARY DEPARTMENT</b> FIRE	<b>UNIT OF SERVICE</b> PERMIT	<b>SERVICE RECIPIENT</b>	
<b>DESCRIPTION OF SERVICE</b>  Processing and inspection of a parade float as-needed operational Fire Code permit for compliance with City codes and standards.			
<b>CURRENT FEE STRUCTURE</b>  \$135 per permit			
<b><u>REVENUE AND COST COMPARISON</u></b>			
<b>UNIT REVENUE:</b>	<b>\$135.00</b>	<b>TOTAL REVENUE:</b>	<b>\$135</b>
<b>UNIT COST:</b>	<b>\$143.00</b>	<b>TOTAL COST:</b>	<b>\$143</b>
<b>UNIT PROFIT (SUBSIDY):</b>	<b>\$(8.00)</b>	<b>TOTAL PROFIT (SUBSIDY):</b>	<b>\$(8)</b>
<b>TOTAL UNITS:</b>	<b>1</b>	<b>PCT. COST RECOVERY:</b>	<b>94.41%</b>
<b>SUGGESTED FEE FOR COST RECOVERY OF: 100%</b>  \$145 per permit  Includes 1 inspection			

**CITY OF WEST COVINA  
COST DETAIL WORKSHEET  
FY 2022-23**

<b>SERVICE</b> <b>PARADE FLOAT FIRE PERMIT</b>					<b>REFERENCE NO.</b> <b>S-159</b>		
<b>NOTE</b> Unit Costs are an Average of Total Units					<b>TOTAL UNITS</b> <b>1</b>		
<u>DEPARTMENT</u>	<u>POSITION</u>	<u>TYPE</u>	<u>UNIT TIME</u>	<u>UNIT COST</u>	<u>ANN. UNITS</u>	<u>TOTAL COST</u>	
FIRE	ADMIN AIDE		0.50	\$28.35	1	\$28	
FIRE PREVENTION	FIRE PROTECT SPEC		0.75	\$114.85	1	\$115	
		<b>TYPE SUBTOTAL</b>	<b>1.25</b>	<b>\$143.20</b>		<b>\$143</b>	
<b>TOTALS</b>			<b>1.25</b>	<b>\$143.00</b>		<b>\$143</b>	

**CITY OF WEST COVINA  
REVENUE AND COST SUMMARY WORKSHEET  
FY 2022-23**

<b>SERVICE</b> <b>FILM PRODUCTION FACILITY FIRE PMT</b>		<b>REFERENCE NO.</b> <b>S-160</b>	
<b>PRIMARY DEPARTMENT</b> FIRE	<b>UNIT OF SERVICE</b> PERMIT	<b>SERVICE RECIPIENT</b>	
<b>DESCRIPTION OF SERVICE</b>  Processing and inspection of a film production facility as-needed operational Fire Code permit for compliance with City codes and standards.			
<b>CURRENT FEE STRUCTURE</b>  \$299 per permit  Standby fees are separate.			
<b><u>REVENUE AND COST COMPARISON</u></b>			
<b>UNIT REVENUE:</b>	<b>\$299.00</b>	<b>TOTAL REVENUE:</b>	<b>\$1,495</b>
<b>UNIT COST:</b>	<b>\$258.00</b>	<b>TOTAL COST:</b>	<b>\$1,290</b>
<b>UNIT PROFIT (SUBSIDY):</b>	<b>\$41.00</b>	<b>TOTAL PROFIT (SUBSIDY):</b>	<b>\$205</b>
<b>TOTAL UNITS:</b>	<b>5</b>	<b>PCT. COST RECOVERY:</b>	<b>115.89%</b>
<b>SUGGESTED FEE FOR COST RECOVERY OF: 100%</b>  \$260 per permit  Includes 1 inspection  Less than 14 Day Expedited Fee - \$250  Standby fees are separate.			



**CITY OF WEST COVINA  
COST DETAIL WORKSHEET  
FY 2022-23**

<b>SERVICE</b> <b>FILM PRODUCTION FACILITY FIRE PMT</b>					<b>REFERENCE NO.</b> <b>S-160</b>		
<b>NOTE</b> Unit Costs are an Average of Total Units					<b>TOTAL UNITS</b> <b>5</b>		
<u>DEPARTMENT</u>	<u>POSITION</u>	<u>TYPE</u>	<u>UNIT TIME</u>	<u>UNIT COST</u>	<u>ANN. UNITS</u>	<u>TOTAL COST</u>	
FIRE	ADMIN AIDE		0.50	\$28.35	5	\$142	
FIRE PREVENTION	FIRE PROTECT SPEC		1.50	\$229.70	5	\$1,149	
		<b>TYPE SUBTOTAL</b>	<b>2.00</b>	<b>\$258.05</b>		<b>\$1,290</b>	
<b>TOTALS</b>			<b>2.00</b>	<b>\$258.00</b>		<b>\$1,290</b>	

**CITY OF WEST COVINA  
REVENUE AND COST SUMMARY WORKSHEET  
FY 2022-23**

<b>SERVICE</b> <b>PYROTECH SPEC EFFECT MAT'L FIRE PMT</b>		<b>REFERENCE NO.</b> <b>S-161</b>
<b>PRIMARY DEPARTMENT</b> FIRE	<b>UNIT OF SERVICE</b> PERMIT	<b>SERVICE RECIPIENT</b>
<b>DESCRIPTION OF SERVICE</b>  Processing and inspection of a pyrotechnical special effect materials as-needed operational Fire Code permit for compliance with City codes and standards.		
<b>CURRENT FEE STRUCTURE</b>  \$271 per permit  Standby fees are separate.		
<b><u>REVENUE AND COST COMPARISON</u></b>		
<b>UNIT REVENUE:</b>	<b>\$299.00</b>	<b>TOTAL REVENUE:</b>
<b>UNIT COST:</b>	<b>\$272.00</b>	<b>TOTAL COST:</b>
<b>UNIT PROFIT (SUBSIDY):</b>	<b>\$27.00</b>	<b>TOTAL PROFIT (SUBSIDY):</b>
<b>TOTAL UNITS:</b>	<b>1</b>	<b>PCT. COST RECOVERY:</b>
		<b>109.93%</b>
<b>SUGGESTED FEE FOR COST RECOVERY OF: 100%</b>  \$270 per permit  Includes 1 inspection  Less than 14 Day Expedited Fee - \$250  Standby fees are separate.		

**CITY OF WEST COVINA  
COST DETAIL WORKSHEET  
FY 2022-23**

<b>SERVICE</b> <b>PYROTECH SPEC EFFECT MAT'L FIRE PMT</b>					<b>REFERENCE NO.</b> <b>S-161</b>		
<b>NOTE</b> Unit Costs are an Average of Total Units					<b>TOTAL UNITS</b> <b>1</b>		
<u>DEPARTMENT</u>	<u>POSITION</u>	<u>TYPE</u>	<u>UNIT TIME</u>	<u>UNIT COST</u>	<u>ANN. UNITS</u>	<u>TOTAL COST</u>	
FIRE	ADMIN AIDE		0.75	\$42.52	1	\$43	
FIRE PREVENTION	FIRE PROTECT SPEC		1.50	\$229.70	1	\$230	
		<b>TYPE SUBTOTAL</b>	<b>2.25</b>	<b>\$272.22</b>		<b>\$272</b>	
<b>TOTALS</b>			<b>2.25</b>	<b>\$272.00</b>		<b>\$272</b>	

**CITY OF WEST COVINA  
REVENUE AND COST SUMMARY WORKSHEET  
FY 2022-23**

<b>SERVICE</b> <b>SPECIAL EVENT FIRE PERMIT</b>		<b>REFERENCE NO.</b> <b>S-162</b>	
<b>PRIMARY DEPARTMENT</b> FIRE	<b>UNIT OF SERVICE</b> PERMIT	<b>SERVICE RECIPIENT</b>	
<b>DESCRIPTION OF SERVICE</b>  Processing and inspection of a special event as-needed operational Fire Code permit for compliance with City codes and standards.			
<b>CURRENT FEE STRUCTURE</b>  \$299 per permit			
<b>REVENUE AND COST COMPARISON</b>			
<b>UNIT REVENUE:</b>	<b>\$299.00</b>	<b>TOTAL REVENUE:</b>	<b>\$1,495</b>
<b>UNIT COST:</b>	<b>\$318.20</b>	<b>TOTAL COST:</b>	<b>\$1,591</b>
<b>UNIT PROFIT (SUBSIDY):</b>	<b>\$(19.20)</b>	<b>TOTAL PROFIT (SUBSIDY):</b>	<b>\$(96)</b>
<b>TOTAL UNITS:</b>	<b>5</b>	<b>PCT. COST RECOVERY:</b>	<b>93.97%</b>
<b>SUGGESTED FEE FOR COST RECOVERY OF: 100%</b>			
<p>1-50 attendees - \$270 per permit            51-150 attendees - \$500 per permit            151+ attendees - Charge the fully allocated hourly rates for all personnel involved plus any outside consultant costs</p> <p>Includes 1 inspection</p> <p>Less than 14 Day Expedited Fee - \$250</p> <p>Standby fees are separate.</p>			

June 27, 2023

**CITY OF WEST COVINA  
COST DETAIL WORKSHEET  
FY 2022-23**

<b>SERVICE</b> <b>SPECIAL EVENT FIRE PERMIT</b>					<b>REFERENCE NO.</b> <b>S-162</b>		
<b>NOTE</b> Unit Costs are an Average of Total Units					<b>TOTAL UNITS</b> <b>5</b>		
<u>DEPARTMENT</u>	<u>POSITION</u>	<u>TYPE</u>	<u>UNIT TIME</u>	<u>UNIT COST</u>	<u>ANN. UNITS</u>	<u>TOTAL COST</u>	
FIRE	ADMIN AIDE		0.75	\$42.52	5	\$213	
<b>TYPE SUBTOTAL</b>			<b>0.75</b>	<b>\$42.52</b>		<b>\$213</b>	
FIRE PREVENTION	FIRE PROTECT SPEC	1-50 Attendees	1.50	\$229.70	2	\$459	
<b>TYPE SUBTOTAL</b>			<b>1.50</b>	<b>\$229.70</b>		<b>\$459</b>	
FIRE PREVENTION	FIRE PROTECT SPEC	51-150 Attendees	3.00	\$459.39	2	\$919	
<b>TYPE SUBTOTAL</b>			<b>3.00</b>	<b>\$459.39</b>		<b>\$919</b>	
FIRE PREVENTION	FIRE PROTECT SPEC	151+ Attend - Hourly	0.00	\$0.00	1	\$0	
<b>TYPE SUBTOTAL</b>			<b>0.00</b>	<b>\$0.00</b>		<b>\$0</b>	
<b>TOTALS</b>			<b>5.25</b>	<b>\$318.20</b>		<b>\$1,591</b>	

**CITY OF WEST COVINA  
REVENUE AND COST SUMMARY WORKSHEET  
FY 2022-23**

<b>SERVICE</b> TENT/CANOPY/TEMP MEMBRANE FIRE PMT		<b>REFERENCE NO.</b> S-163	
<b>PRIMARY DEPARTMENT</b> FIRE	<b>UNIT OF SERVICE</b> PERMIT	<b>SERVICE RECIPIENT</b>	
<b>DESCRIPTION OF SERVICE</b>  Processing and inspection of a tent, canopy, or temporary membrane structure over 400 square feet as-needed operational Fire Code permit for compliance with City codes and standards.			
<b>CURRENT FEE STRUCTURE</b>  \$135 per permit			
<b>REVENUE AND COST COMPARISON</b>			
<b>UNIT REVENUE:</b>	<b>\$135.00</b>	<b>TOTAL REVENUE:</b>	<b>\$1,350</b>
<b>UNIT COST:</b>	<b>\$364.10</b>	<b>TOTAL COST:</b>	<b>\$3,641</b>
<b>UNIT PROFIT (SUBSIDY):</b>	<u><b>\$(229.10)</b></u>	<b>TOTAL PROFIT (SUBSIDY):</b>	<u><b>\$(2,291)</b></u>
<b>TOTAL UNITS:</b>	<b>10</b>	<b>PCT. COST RECOVERY:</b>	<b>37.08%</b>
<b>SUGGESTED FEE FOR COST RECOVERY OF: 100%</b>  400-1,000 square feet - \$270 per permit 1,001+ square feet - \$580 per permit  Includes 1 inspection  Less than 14 Day Expedited Fee - \$250			

**CITY OF WEST COVINA  
COST DETAIL WORKSHEET  
FY 2022-23**

<b>SERVICE</b> <b>TENT/CANOPY/TEMP MEMBRANE FIRE PMT</b>					<b>REFERENCE NO.</b> <b>S-163</b>	
<b>NOTE</b> Unit Costs are an Average of Total Units					<b>TOTAL UNITS</b> <b>10</b>	
<u>DEPARTMENT</u>	<u>POSITION</u>	<u>TYPE</u>	<u>UNIT TIME</u>	<u>UNIT COST</u>	<u>ANN. UNITS</u>	<u>TOTAL COST</u>
FIRE	ADMIN AIDE		0.75	\$42.52	10	\$425
		<b>TYPE SUBTOTAL</b>	<b>0.75</b>	<b>\$42.52</b>		<b>\$425</b>
FIRE PREVENTION	FIRE PROTECT SPEC	400-1,000 Sq Ft	1.50	\$229.70	7	\$1,608
		<b>TYPE SUBTOTAL</b>	<b>1.50</b>	<b>\$229.70</b>		<b>\$1,608</b>
FIRE PREVENTION	FIRE PROTECT SPEC	1,000+ Sq Ft	3.50	\$535.96	3	\$1,608
		<b>TYPE SUBTOTAL</b>	<b>3.50</b>	<b>\$535.96</b>		<b>\$1,608</b>
<b>TOTALS</b>			<b>5.75</b>	<b>\$364.10</b>		<b>\$3,641</b>

**CITY OF WEST COVINA  
REVENUE AND COST SUMMARY WORKSHEET  
FY 2022-23**

<b>SERVICE</b> <b>AEROSOL PRODUCT ANN. FIRE PERMIT</b>		<b>REFERENCE NO.</b> <b>S-164</b>	
<b>PRIMARY DEPARTMENT</b> FIRE	<b>UNIT OF SERVICE</b> PERMIT	<b>SERVICE RECIPIENT</b>	
<b>DESCRIPTION OF SERVICE</b>  Processing and inspection of an aerosol product annual operational Fire Code permit for compliance with City codes and standards.			
<b>CURRENT FEE STRUCTURE</b>  \$327 per permit			
<b><u>REVENUE AND COST COMPARISON</u></b>			
<b>UNIT REVENUE:</b>	<b>\$327.00</b>	<b>TOTAL REVENUE:</b>	<b>\$981</b>
<b>UNIT COST:</b>	<b>\$181.33</b>	<b>TOTAL COST:</b>	<b>\$544</b>
<b>UNIT PROFIT (SUBSIDY):</b>	<b>\$145.67</b>	<b>TOTAL PROFIT (SUBSIDY):</b>	<b>\$437</b>
<b>TOTAL UNITS:</b>	<b>3</b>	<b>PCT. COST RECOVERY:</b>	<b>180.33%</b>
<b>SUGGESTED FEE FOR COST RECOVERY OF: 100%</b>  \$180 per permit			



**CITY OF WEST COVINA  
COST DETAIL WORKSHEET  
FY 2022-23**

<b>SERVICE</b> <b>AEROSOL PRODUCT ANN. FIRE PERMIT</b>					<b>REFERENCE NO.</b> <b>S-164</b>		
<b>NOTE</b> Unit Costs are an Average of Total Units					<b>TOTAL UNITS</b> <b>3</b>		
<u>DEPARTMENT</u>	<u>POSITION</u>	<u>TYPE</u>	<u>UNIT TIME</u>	<u>UNIT COST</u>	<u>ANN. UNITS</u>	<u>TOTAL COST</u>	
FIRE	ADMIN AIDE		0.50	\$28.35	3	\$85	
FIRE PREVENTION	FIRE PROTECT SPEC		1.00	\$153.13	3	\$459	
		<b>TYPE SUBTOTAL</b>	<b>1.50</b>	<b>\$181.48</b>		<b>\$544</b>	
<b>TOTALS</b>			<b>1.50</b>	<b>\$181.33</b>		<b>\$544</b>	

**CITY OF WEST COVINA  
REVENUE AND COST SUMMARY WORKSHEET  
FY 2022-23**

<b>SERVICE</b> BATTERY SYST OPER ANN. FIRE PERMIT		<b>REFERENCE NO.</b> S-165	
<b>PRIMARY DEPARTMENT</b> FIRE	<b>UNIT OF SERVICE</b> PERMIT	<b>SERVICE RECIPIENT</b>	
<b>DESCRIPTION OF SERVICE</b>  Processing and inspection of a battery system operation annual operational Fire Code permit for compliance with City codes and standards.			
<b>CURRENT FEE STRUCTURE</b>  \$245 per permit			
<b><u>REVENUE AND COST COMPARISON</u></b>			
<b>UNIT REVENUE:</b>	\$245.00	<b>TOTAL REVENUE:</b>	\$1,225
<b>UNIT COST:</b>	\$181.40	<b>TOTAL COST:</b>	\$907
<b>UNIT PROFIT (SUBSIDY):</b>	\$63.60	<b>TOTAL PROFIT (SUBSIDY):</b>	\$318
<b>TOTAL UNITS:</b>	5	<b>PCT. COST RECOVERY:</b>	135.06%
<b>SUGGESTED FEE FOR COST RECOVERY OF: 100%</b>  \$180 per permit			

**CITY OF WEST COVINA  
COST DETAIL WORKSHEET  
FY 2022-23**

<b>SERVICE</b> <b>BATTERY SYST OPER ANN. FIRE PERMIT</b>					<b>REFERENCE NO.</b> <b>S-165</b>		
<b>NOTE</b> Unit Costs are an Average of Total Units					<b>TOTAL UNITS</b> <b>5</b>		
<u>DEPARTMENT</u>	<u>POSITION</u>	<u>TYPE</u>	<u>UNIT TIME</u>	<u>UNIT COST</u>	<u>ANN. UNITS</u>	<u>TOTAL COST</u>	
FIRE	ADMIN AIDE		0.50	\$28.35	5	\$142	
FIRE PREVENTION	FIRE PROTECT SPEC		1.00	\$153.13	5	\$766	
		<b>TYPE SUBTOTAL</b>	<b>1.50</b>	<b>\$181.48</b>		<b>\$907</b>	
<b>TOTALS</b>			<b>1.50</b>	<b>\$181.40</b>		<b>\$907</b>	

**CITY OF WEST COVINA  
REVENUE AND COST SUMMARY WORKSHEET  
FY 2022-23**

<b>SERVICE</b> <b>BATTERY SYS MANUF ANN. FIRE PERMIT</b>		<b>REFERENCE NO.</b> <b>S-166</b>
<b>PRIMARY DEPARTMENT</b> FIRE	<b>UNIT OF SERVICE</b> PERMIT	<b>SERVICE RECIPIENT</b>
<b>DESCRIPTION OF SERVICE</b>  Processing and inspection of a battery system manufacturing annual operational Fire Code permit for compliance with City codes and standards.		
<b>CURRENT FEE STRUCTURE</b>  \$245 per permit		
<b><u>REVENUE AND COST COMPARISON</u></b>		
<b>UNIT REVENUE:</b>	<b>\$245.00</b>	<b>TOTAL REVENUE:</b> <b>\$245</b>
<b>UNIT COST:</b>	<b>\$181.00</b>	<b>TOTAL COST:</b> <b>\$181</b>
<b>UNIT PROFIT (SUBSIDY):</b>	<b>\$64.00</b>	<b>TOTAL PROFIT (SUBSIDY):</b> <b>\$64</b>
<b>TOTAL UNITS:</b>	<b>1</b>	<b>PCT. COST RECOVERY:</b> <b>135.36%</b>
<b>SUGGESTED FEE FOR COST RECOVERY OF: 100%</b>  \$180 per permit		

**CITY OF WEST COVINA  
COST DETAIL WORKSHEET  
FY 2022-23**

<b>SERVICE</b> <b>BATTERY SYS MANUF ANN. FIRE PERMIT</b>					<b>REFERENCE NO.</b> <b>S-166</b>		
<b>NOTE</b> Unit Costs are an Average of Total Units					<b>TOTAL UNITS</b> <b>1</b>		
<u>DEPARTMENT</u>	<u>POSITION</u>	<u>TYPE</u>	<u>UNIT TIME</u>	<u>UNIT COST</u>	<u>ANN. UNITS</u>	<u>TOTAL COST</u>	
FIRE	ADMIN AIDE		0.50	\$28.35	1	\$28	
FIRE PREVENTION	FIRE PROTECT SPEC		1.00	\$153.13	1	\$153	
		<b>TYPE SUBTOTAL</b>	<b>1.50</b>	<b>\$181.48</b>		<b>\$181</b>	
<b>TOTALS</b>			<b>1.50</b>	<b>\$181.00</b>		<b>\$181</b>	

**CITY OF WEST COVINA  
REVENUE AND COST SUMMARY WORKSHEET  
FY 2022-23**

<b>SERVICE</b> <b>COMB FIBER STOR HANDL ANN. FIRE PMT</b>		<b>REFERENCE NO.</b> <b>S-167</b>
<b>PRIMARY DEPARTMENT</b> FIRE	<b>UNIT OF SERVICE</b> PERMIT	<b>SERVICE RECIPIENT</b>
<b>DESCRIPTION OF SERVICE</b>  Processing and inspection of a combustible fiber storage handling annual operational Fire Code permit for compliance with City codes and standards.		
<b>CURRENT FEE STRUCTURE</b>  \$327 per permit		
<b><u>REVENUE AND COST COMPARISON</u></b>		
<b>UNIT REVENUE:</b>	<b>\$327.00</b>	<b>TOTAL REVENUE:</b>
<b>UNIT COST:</b>	<b>\$181.00</b>	<b>TOTAL COST:</b>
<b>UNIT PROFIT (SUBSIDY):</b>	<b>\$146.00</b>	<b>TOTAL PROFIT (SUBSIDY):</b>
<b>TOTAL UNITS:</b>	<b>1</b>	<b>PCT. COST RECOVERY:</b>
		<b>180.66%</b>
<b>SUGGESTED FEE FOR COST RECOVERY OF: 100%</b>  \$180 per permit		

**CITY OF WEST COVINA  
COST DETAIL WORKSHEET  
FY 2022-23**

<b>SERVICE</b> <b>COMB FIBER STOR HANDL ANN. FIRE PMT</b>					<b>REFERENCE NO.</b> <b>S-167</b>		
<b>NOTE</b> Unit Costs are an Average of Total Units					<b>TOTAL UNITS</b> <b>1</b>		
<u>DEPARTMENT</u>	<u>POSITION</u>	<u>TYPE</u>	<u>UNIT TIME</u>	<u>UNIT COST</u>	<u>ANN. UNITS</u>	<u>TOTAL COST</u>	
FIRE	ADMIN AIDE		0.50	\$28.35	1	\$28	
FIRE PREVENTION	FIRE PROTECT SPEC		1.00	\$153.13	1	\$153	
		<b>TYPE SUBTOTAL</b>	<b>1.50</b>	<b>\$181.48</b>		<b>\$181</b>	
<b>TOTALS</b>			<b>1.50</b>	<b>\$181.00</b>		<b>\$181</b>	

**CITY OF WEST COVINA  
REVENUE AND COST SUMMARY WORKSHEET  
FY 2022-23**

<b>SERVICE</b> <b>COMBUST MATERIAL STOR ANN. FIRE PMT</b>		<b>REFERENCE NO.</b> <b>S-168</b>
<b>PRIMARY DEPARTMENT</b> FIRE	<b>UNIT OF SERVICE</b> PERMIT	<b>SERVICE RECIPIENT</b>
<b>DESCRIPTION OF SERVICE</b>  Processing and inspection of a combustible material storage annual operational Fire Code permit for compliance with City codes and standards.		
<b>CURRENT FEE STRUCTURE</b>  \$327 per permit		
<b><u>REVENUE AND COST COMPARISON</u></b>		
<b>UNIT REVENUE:</b>	<b>\$327.00</b>	<b>TOTAL REVENUE:</b>
<b>UNIT COST:</b>	<b>\$181.00</b>	<b>\$327</b>
<b>UNIT PROFIT (SUBSIDY):</b>	<b>\$146.00</b>	<b>TOTAL COST:</b>
<b>TOTAL UNITS:</b>	<b>1</b>	<b>\$181</b>
		<b>TOTAL PROFIT (SUBSIDY):</b>
		<b>\$146</b>
		<b>PCT. COST RECOVERY:</b>
		<b>180.66%</b>
<b>SUGGESTED FEE FOR COST RECOVERY OF: 100%</b>  \$180 per permit		



**CITY OF WEST COVINA  
COST DETAIL WORKSHEET  
FY 2022-23**

<b>SERVICE</b> <b>COMBUST MATERIAL STOR ANN. FIRE PMT</b>					<b>REFERENCE NO.</b> <b>S-168</b>		
<b>NOTE</b> Unit Costs are an Average of Total Units					<b>TOTAL UNITS</b> <b>1</b>		
<u>DEPARTMENT</u>	<u>POSITION</u>	<u>TYPE</u>	<u>UNIT TIME</u>	<u>UNIT COST</u>	<u>ANN. UNITS</u>	<u>TOTAL COST</u>	
FIRE	ADMIN AIDE		0.50	\$28.35	1	\$28	
FIRE PREVENTION	FIRE PROTECT SPEC		1.00	\$153.13	1	\$153	
		<b>TYPE SUBTOTAL</b>	<b>1.50</b>	<b>\$181.48</b>		<b>\$181</b>	
<b>TOTALS</b>			<b>1.50</b>	<b>\$181.00</b>		<b>\$181</b>	

**CITY OF WEST COVINA  
REVENUE AND COST SUMMARY WORKSHEET  
FY 2022-23**

<b>SERVICE</b> <b>COMBUST RUBBISH HANDL ANN. FIRE PMT</b>		<b>REFERENCE NO.</b> <b>S-169</b>
<b>PRIMARY DEPARTMENT</b> FIRE	<b>UNIT OF SERVICE</b> PERMIT	<b>SERVICE RECIPIENT</b>
<b>DESCRIPTION OF SERVICE</b>  Processing and inspection of a combustible rubbish handling operation annual operational Fire Code permit for compliance with City codes and standards.		
<b>CURRENT FEE STRUCTURE</b>  \$327 per permit		
<b><u>REVENUE AND COST COMPARISON</u></b>		
<b>UNIT REVENUE:</b>	<b>\$327.00</b>	<b>TOTAL REVENUE:</b>
<b>UNIT COST:</b>	<b>\$181.00</b>	<b>TOTAL COST:</b>
<b>UNIT PROFIT (SUBSIDY):</b>	<b>\$146.00</b>	<b>TOTAL PROFIT (SUBSIDY):</b>
<b>TOTAL UNITS:</b>	<b>1</b>	<b>PCT. COST RECOVERY:</b>
		<b>180.66%</b>
<b>SUGGESTED FEE FOR COST RECOVERY OF: 100%</b>  \$180 per permit		

**CITY OF WEST COVINA  
COST DETAIL WORKSHEET  
FY 2022-23**

<b>SERVICE</b> <b>COMBUST RUBBISH HANDL ANN. FIRE PMT</b>					<b>REFERENCE NO.</b> <b>S-169</b>		
<b>NOTE</b> Unit Costs are an Average of Total Units					<b>TOTAL UNITS</b> <b>1</b>		
<u>DEPARTMENT</u>	<u>POSITION</u>	<u>TYPE</u>	<u>UNIT TIME</u>	<u>UNIT COST</u>	<u>ANN. UNITS</u>	<u>TOTAL COST</u>	
FIRE	ADMIN AIDE		0.50	\$28.35	1	\$28	
FIRE PREVENTION	FIRE PROTECT SPEC		1.00	\$153.13	1	\$153	
		<b>TYPE SUBTOTAL</b>	<b>1.50</b>	<b>\$181.48</b>		<b>\$181</b>	
<b>TOTALS</b>			<b>1.50</b>	<b>\$181.00</b>		<b>\$181</b>	

**CITY OF WEST COVINA  
REVENUE AND COST SUMMARY WORKSHEET  
FY 2022-23**

<b>SERVICE</b> <b>COMPRESS/MEDICAL GAS ANN. FIRE PMT</b>		<b>REFERENCE NO.</b> <b>S-170</b>	
<b>PRIMARY DEPARTMENT</b> FIRE	<b>UNIT OF SERVICE</b> PERMIT	<b>SERVICE RECIPIENT</b>	
<b>DESCRIPTION OF SERVICE</b>  Processing and inspection of a compressed gas or medical gas system annual operational Fire Code permit for compliance with City codes and standards.			
<b>CURRENT FEE STRUCTURE</b>  \$327 per permit			
<b><u>REVENUE AND COST COMPARISON</u></b>			
<b>UNIT REVENUE:</b>	<b>\$327.00</b>	<b>TOTAL REVENUE:</b>	<b>\$1,635</b>
<b>UNIT COST:</b>	<b>\$181.40</b>	<b>TOTAL COST:</b>	<b>\$907</b>
<b>UNIT PROFIT (SUBSIDY):</b>	<b>\$145.60</b>	<b>TOTAL PROFIT (SUBSIDY):</b>	<b>\$728</b>
<b>TOTAL UNITS:</b>	<b>5</b>	<b>PCT. COST RECOVERY:</b>	<b>180.26%</b>
<b>SUGGESTED FEE FOR COST RECOVERY OF: 100%</b>  \$180 per permit			

**CITY OF WEST COVINA  
COST DETAIL WORKSHEET  
FY 2022-23**

<b>SERVICE</b> <b>COMPRESS/MEDICAL GAS ANN. FIRE PMT</b>					<b>REFERENCE NO.</b> <b>S-170</b>		
<b>NOTE</b> Unit Costs are an Average of Total Units					<b>TOTAL UNITS</b> <b>5</b>		
<u>DEPARTMENT</u>	<u>POSITION</u>	<u>TYPE</u>	<u>UNIT TIME</u>	<u>UNIT COST</u>	<u>ANN. UNITS</u>	<u>TOTAL COST</u>	
FIRE	ADMIN AIDE		0.50	\$28.35	5	\$142	
FIRE PREVENTION	FIRE PROTECT SPEC		1.00	\$153.13	5	\$766	
		<b>TYPE SUBTOTAL</b>	<b>1.50</b>	<b>\$181.48</b>		<b>\$907</b>	
<b>TOTALS</b>			<b>1.50</b>	<b>\$181.40</b>		<b>\$907</b>	

**CITY OF WEST COVINA  
REVENUE AND COST SUMMARY WORKSHEET  
FY 2022-23**

<b>SERVICE</b> <b>CRYOGENIC FLUID ANN. FIRE PERMIT</b>		<b>REFERENCE NO.</b> <b>S-171</b>
<b>PRIMARY DEPARTMENT</b> FIRE	<b>UNIT OF SERVICE</b> PERMIT	<b>SERVICE RECIPIENT</b>
<b>DESCRIPTION OF SERVICE</b>  Processing and inspection of a cryogenic fluid annual operational Fire Code permit for compliance with City codes and standards.		
<b>CURRENT FEE STRUCTURE</b>  \$327 per permit		
<b><u>REVENUE AND COST COMPARISON</u></b>		
<b>UNIT REVENUE:</b>	<b>\$327.00</b>	<b>TOTAL REVENUE:</b>
<b>UNIT COST:</b>	<b>\$181.00</b>	<b>\$327</b>
<b>UNIT PROFIT (SUBSIDY):</b>	<b>\$146.00</b>	<b>TOTAL COST:</b>
<b>TOTAL UNITS:</b>	<b>1</b>	<b>\$181</b>
		<b>TOTAL PROFIT (SUBSIDY):</b>
		<b>\$146</b>
		<b>PCT. COST RECOVERY:</b>
		<b>180.66%</b>
<b>SUGGESTED FEE FOR COST RECOVERY OF: 100%</b>  \$180 per permit		

**CITY OF WEST COVINA  
COST DETAIL WORKSHEET  
FY 2022-23**

<b>SERVICE</b> <b>CRYOGENIC FLUID ANN. FIRE PERMIT</b>					<b>REFERENCE NO.</b> <b>S-171</b>		
<b>NOTE</b> Unit Costs are an Average of Total Units					<b>TOTAL UNITS</b> <b>1</b>		
<u>DEPARTMENT</u>	<u>POSITION</u>	<u>TYPE</u>	<u>UNIT TIME</u>	<u>UNIT COST</u>	<u>ANN. UNITS</u>	<u>TOTAL COST</u>	
FIRE	ADMIN AIDE		0.50	\$28.35	1	\$28	
FIRE PREVENTION	FIRE PROTECT SPEC		1.00	\$153.13	1	\$153	
		<b>TYPE SUBTOTAL</b>	<b>1.50</b>	<b>\$181.48</b>		<b>\$181</b>	
<b>TOTALS</b>			<b>1.50</b>	<b>\$181.00</b>		<b>\$181</b>	

**CITY OF WEST COVINA  
REVENUE AND COST SUMMARY WORKSHEET  
FY 2022-23**

<b>SERVICE</b> DRY CLEANING ANN. FIRE PERMIT		<b>REFERENCE NO.</b> S-172	
<b>PRIMARY DEPARTMENT</b> FIRE	<b>UNIT OF SERVICE</b> PERMIT	<b>SERVICE RECIPIENT</b>	
<b>DESCRIPTION OF SERVICE</b>  Processing and inspection of a dry cleaning annual operational Fire Code permit for compliance with City codes and standards.			
<b>CURRENT FEE STRUCTURE</b>  \$327 per permit			
<b><u>REVENUE AND COST COMPARISON</u></b>			
<b>UNIT REVENUE:</b>	<b>\$327.00</b>	<b>TOTAL REVENUE:</b>	<b>\$3,270</b>
<b>UNIT COST:</b>	<b>\$181.50</b>	<b>TOTAL COST:</b>	<b>\$1,815</b>
<b>UNIT PROFIT (SUBSIDY):</b>	<b>\$145.50</b>	<b>TOTAL PROFIT (SUBSIDY):</b>	<b>\$1,455</b>
<b>TOTAL UNITS:</b>	<b>10</b>	<b>PCT. COST RECOVERY:</b>	<b>180.17%</b>
<b>SUGGESTED FEE FOR COST RECOVERY OF: 100%</b>  \$180 per permit			



**CITY OF WEST COVINA  
COST DETAIL WORKSHEET  
FY 2022-23**

<b>SERVICE</b> <b>DRY CLEANING ANN. FIRE PERMIT</b>					<b>REFERENCE NO.</b> <b>S-172</b>		
<b>NOTE</b> Unit Costs are an Average of Total Units					<b>TOTAL UNITS</b> <b>10</b>		
<u>DEPARTMENT</u>	<u>POSITION</u>	<u>TYPE</u>	<u>UNIT TIME</u>	<u>UNIT COST</u>	<u>ANN. UNITS</u>	<u>TOTAL COST</u>	
FIRE	ADMIN AIDE		0.50	\$28.35	10	\$284	
FIRE PREVENTION	FIRE PROTECT SPEC		1.00	\$153.13	10	\$1,531	
		<b>TYPE SUBTOTAL</b>	<b>1.50</b>	<b>\$181.48</b>		<b>\$1,815</b>	
<b>TOTALS</b>			<b>1.50</b>	<b>\$181.50</b>		<b>\$1,815</b>	

**CITY OF WEST COVINA  
REVENUE AND COST SUMMARY WORKSHEET  
FY 2022-23**

<b>SERVICE</b> DUST COLLECTION SYST ANN. FIRE PMT		<b>REFERENCE NO.</b> S-173
<b>PRIMARY DEPARTMENT</b> FIRE	<b>UNIT OF SERVICE</b> PERMIT	<b>SERVICE RECIPIENT</b>
<b>DESCRIPTION OF SERVICE</b>  Processing and inspection of a dust collection or producing system annual operational Fire Code permit for compliance with City codes and standards.		
<b>CURRENT FEE STRUCTURE</b>  \$327 per permit		
<b><u>REVENUE AND COST COMPARISON</u></b>		
<b>UNIT REVENUE:</b>	\$327.00	<b>TOTAL REVENUE:</b> \$327
<b>UNIT COST:</b>	\$181.00	<b>TOTAL COST:</b> \$181
<b>UNIT PROFIT (SUBSIDY):</b>	\$146.00	<b>TOTAL PROFIT (SUBSIDY):</b> \$146
<b>TOTAL UNITS:</b>	1	<b>PCT. COST RECOVERY:</b> 180.66%
<b>SUGGESTED FEE FOR COST RECOVERY OF: 100%</b>  \$180 per permit		

**CITY OF WEST COVINA  
COST DETAIL WORKSHEET  
FY 2022-23**

<b>SERVICE</b> <b>DUST COLLECTION SYST ANN. FIRE PMT</b>					<b>REFERENCE NO.</b> <b>S-173</b>		
<b>NOTE</b> Unit Costs are an Average of Total Units					<b>TOTAL UNITS</b> <b>1</b>		
<u>DEPARTMENT</u>	<u>POSITION</u>	<u>TYPE</u>	<u>UNIT TIME</u>	<u>UNIT COST</u>	<u>ANN. UNITS</u>	<u>TOTAL COST</u>	
FIRE	ADMIN AIDE		0.50	\$28.35	1	\$28	
FIRE PREVENTION	FIRE PROTECT SPEC		1.00	\$153.13	1	\$153	
		<b>TYPE SUBTOTAL</b>	<b>1.50</b>	<b>\$181.48</b>		<b>\$181</b>	
<b>TOTALS</b>			<b>1.50</b>	<b>\$181.00</b>		<b>\$181</b>	

**CITY OF WEST COVINA  
REVENUE AND COST SUMMARY WORKSHEET  
FY 2022-23**

<b>SERVICE</b> <b>FLAMM/COMBUST LIQUID ANN. FIRE PMT</b>		<b>REFERENCE NO.</b> <b>S-174</b>
<b>PRIMARY DEPARTMENT</b> FIRE	<b>UNIT OF SERVICE</b> PERMIT	<b>SERVICE RECIPIENT</b>
<b>DESCRIPTION OF SERVICE</b>  Processing and inspection of a flammable or combustible liquid annual operational Fire Code permit for compliance with City codes and standards.		
<b>CURRENT FEE STRUCTURE</b>  \$327 per permit		
<b><u>REVENUE AND COST COMPARISON</u></b>		
<b>UNIT REVENUE:</b>	<b>\$327.00</b>	<b>TOTAL REVENUE:</b>
<b>UNIT COST:</b>	<b>\$181.50</b>	<b>TOTAL COST:</b>
<b>UNIT PROFIT (SUBSIDY):</b>	<b>\$145.50</b>	<b>TOTAL PROFIT (SUBSIDY):</b>
<b>TOTAL UNITS:</b>	<b>8</b>	<b>PCT. COST RECOVERY:</b>
		<b>180.17%</b>
<b>SUGGESTED FEE FOR COST RECOVERY OF: 100%</b>  \$180 per permit		

**CITY OF WEST COVINA  
COST DETAIL WORKSHEET  
FY 2022-23**

<b>SERVICE</b> <b>FLAMM/COMBUST LIQUID ANN. FIRE PMT</b>					<b>REFERENCE NO.</b> <b>S-174</b>		
<b>NOTE</b> Unit Costs are an Average of Total Units					<b>TOTAL UNITS</b> <b>8</b>		
<u>DEPARTMENT</u>	<u>POSITION</u>	<u>TYPE</u>	<u>UNIT TIME</u>	<u>UNIT COST</u>	<u>ANN. UNITS</u>	<u>TOTAL COST</u>	
FIRE	ADMIN AIDE		0.50	\$28.35	8	\$227	
FIRE PREVENTION	FIRE PROTECT SPEC		1.00	\$153.13	8	\$1,225	
		<b>TYPE SUBTOTAL</b>	<b>1.50</b>	<b>\$181.48</b>		<b>\$1,452</b>	
<b>TOTALS</b>			<b>1.50</b>	<b>\$181.50</b>		<b>\$1,452</b>	

**CITY OF WEST COVINA  
REVENUE AND COST SUMMARY WORKSHEET  
FY 2022-23**

<b>SERVICE</b> <b>GARAGE REPAIR FACIL ANN. FIRE PMT</b>		<b>REFERENCE NO.</b> <b>S-175</b>
<b>PRIMARY DEPARTMENT</b> FIRE	<b>UNIT OF SERVICE</b> PERMIT	<b>SERVICE RECIPIENT</b>
<b>DESCRIPTION OF SERVICE</b>  Processing and inspection of a garage repair facility annual operational Fire Code permit for compliance with City codes and standards.		
<b>CURRENT FEE STRUCTURE</b>  \$245 per permit		
<b><u>REVENUE AND COST COMPARISON</u></b>		
<b>UNIT REVENUE:</b>	<b>\$245.00</b>	<b>TOTAL REVENUE:</b> <b>\$11,515</b>
<b>UNIT COST:</b>	<b>\$299.74</b>	<b>TOTAL COST:</b> <b>\$14,088</b>
<b>UNIT PROFIT (SUBSIDY):</b>	<b>\$(54.74)</b>	<b>TOTAL PROFIT (SUBSIDY):</b> <b>\$(2,573)</b>
<b>TOTAL UNITS:</b>	<b>47</b>	<b>PCT. COST RECOVERY:</b> <b>81.74%</b>
<b>SUGGESTED FEE FOR COST RECOVERY OF: 100%</b>  \$300 per permit		

**CITY OF WEST COVINA  
COST DETAIL WORKSHEET  
FY 2022-23**

<b>SERVICE</b> <b>GARAGE REPAIR FACIL ANN. FIRE PMT</b>					<b>REFERENCE NO.</b> <b>S-175</b>		
<b>NOTE</b> Unit Costs are an Average of Total Units					<b>TOTAL UNITS</b> <b>47</b>		
<u>DEPARTMENT</u>	<u>POSITION</u>	<u>TYPE</u>	<u>UNIT TIME</u>	<u>UNIT COST</u>	<u>ANN. UNITS</u>	<u>TOTAL COST</u>	
FIRE	ADMIN AIDE		0.50	\$28.35	47	\$1,332	
FIRE	FIREFIGHTER		1.00	\$68.56	47	\$3,222	
FIRE	FIRE CAPTAIN		1.00	\$109.39	47	\$5,141	
FIRE	FIRE ENGINEER		1.00	\$93.44	47	\$4,392	
<b>TYPE SUBTOTAL</b>			<b>3.50</b>	<b>\$299.74</b>		<b>\$14,088</b>	
<b>TOTALS</b>			<b>3.50</b>	<b>\$299.74</b>		<b>\$14,088</b>	

**CITY OF WEST COVINA  
REVENUE AND COST SUMMARY WORKSHEET  
FY 2022-23**

<b>SERVICE</b> HAZARD MATERIAL FACIL ANN. FIRE PMT		<b>REFERENCE NO.</b> S-176	
<b>PRIMARY DEPARTMENT</b> FIRE	<b>UNIT OF SERVICE</b> PERMIT	<b>SERVICE RECIPIENT</b>	
<b>DESCRIPTION OF SERVICE</b>  Processing and inspection of a hazardous material facility or vapor extraction annual operational Fire Code permit for compliance with City codes and standards.			
<b>CURRENT FEE STRUCTURE</b>  \$327 per permit			
<b><u>REVENUE AND COST COMPARISON</u></b>			
<b>UNIT REVENUE:</b>	<b>\$327.00</b>	<b>TOTAL REVENUE:</b>	<b>\$327</b>
<b>UNIT COST:</b>	<b>\$296.00</b>	<b>TOTAL COST:</b>	<b>\$296</b>
<b>UNIT PROFIT (SUBSIDY):</b>	<b>\$31.00</b>	<b>TOTAL PROFIT (SUBSIDY):</b>	<b>\$31</b>
<b>TOTAL UNITS:</b>	<b>1</b>	<b>PCT. COST RECOVERY:</b>	<b>110.47%</b>
<b>SUGGESTED FEE FOR COST RECOVERY OF: 100%</b>  \$300 per permit			



**CITY OF WEST COVINA  
COST DETAIL WORKSHEET  
FY 2022-23**

<b>SERVICE</b> <b>HAZARD MATERIAL FACIL ANN. FIRE PMT</b>					<b>REFERENCE NO.</b> <b>S-176</b>		
<b>NOTE</b> Unit Costs are an Average of Total Units					<b>TOTAL UNITS</b> <b>1</b>		
<u>DEPARTMENT</u>	<u>POSITION</u>	<u>TYPE</u>	<u>UNIT TIME</u>	<u>UNIT COST</u>	<u>ANN. UNITS</u>	<u>TOTAL COST</u>	
FIRE	ADMIN AIDE		0.50	\$28.35	1	\$28	
FIRE	FIREFIGHTER		1.00	\$68.55	1	\$69	
FIRE	FIRE CAPTAIN		0.98	\$107.15	1	\$107	
FIRE	FIRE ENGINEER		0.98	\$91.53	1	\$92	
<b>TYPE SUBTOTAL</b>			<b>3.46</b>	<b>\$295.58</b>		<b>\$296</b>	
<b>TOTALS</b>			<b>3.46</b>	<b>\$296.00</b>		<b>\$296</b>	

**CITY OF WEST COVINA  
REVENUE AND COST SUMMARY WORKSHEET  
FY 2022-23**

<b>SERVICE</b> <b>HIGH PILED STORAGE ANN. FIRE PERMIT</b>		<b>REFERENCE NO.</b> <b>S-177</b>	
<b>PRIMARY DEPARTMENT</b> FIRE	<b>UNIT OF SERVICE</b> PERMIT	<b>SERVICE RECIPIENT</b>	
<b>DESCRIPTION OF SERVICE</b>  Processing and inspection of a high piled combustible storage annual operational Fire Code permit for compliance with City codes and standards.			
<b>CURRENT FEE STRUCTURE</b>  \$327 per permit			
<b><u>REVENUE AND COST COMPARISON</u></b>			
<b>UNIT REVENUE:</b>	<b>\$327.00</b>	<b>TOTAL REVENUE:</b>	<b>\$1,962</b>
<b>UNIT COST:</b>	<b>\$200.67</b>	<b>TOTAL COST:</b>	<b>\$1,204</b>
<b>UNIT PROFIT (SUBSIDY):</b>	<hr/> <b>\$126.33</b> <hr/>	<b>TOTAL PROFIT (SUBSIDY):</b>	<hr/> <b>\$758</b> <hr/>
<b>TOTAL UNITS:</b>	<b>6</b>	<b>PCT. COST RECOVERY:</b>	<b>162.96%</b>
<b>SUGGESTED FEE FOR COST RECOVERY OF: 100%</b>  0-1,500 square feet - \$180 per permit 1,501-3,000 square feet - \$310 per permit Each additional 1,500 square feet over 3,000 square feet - \$90			

**CITY OF WEST COVINA  
COST DETAIL WORKSHEET  
FY 2022-23**

<b>SERVICE</b> <b>HIGH PILED STORAGE ANN. FIRE PERMIT</b>					<b>REFERENCE NO.</b> <b>S-177</b>		
<b>NOTE</b> Unit Costs are an Average of Total Units					<b>TOTAL UNITS</b> <b>6</b>		
<u>DEPARTMENT</u>	<u>POSITION</u>	<u>TYPE</u>	<u>UNIT TIME</u>	<u>UNIT COST</u>	<u>ANN. UNITS</u>	<u>TOTAL COST</u>	
FIRE	ADMIN AIDE	<1,500 SF	0.50	\$28.35	3	\$85	
FIRE PREVENTION	FIRE PROTECT SPEC	<1,500 SF	1.00	\$153.13	3	\$459	
<b>TYPE SUBTOTAL</b>			<b>1.50</b>	<b>\$181.48</b>		<b>\$544</b>	
FIRE	ADMIN AIDE	Next 1,500 SF	0.25	\$14.17	3	\$43	
FIRE PREVENTION	FIRE PROTECT SPEC	Next 1,500 SF	0.75	\$114.85	3	\$345	
<b>TYPE SUBTOTAL</b>			<b>1.00</b>	<b>\$129.02</b>		<b>\$387</b>	
FIRE	ADMIN AIDE	Ea Addl 1.5k Over 3k	0.25	\$14.17	3	\$43	
FIRE PREVENTION	FIRE PROTECT SPEC	Ea Addl 1.5k Over 3k	0.50	\$76.57	3	\$230	
<b>TYPE SUBTOTAL</b>			<b>0.75</b>	<b>\$90.74</b>		<b>\$272</b>	
<b>TOTALS</b>			<b>3.25</b>	<b>\$200.67</b>		<b>\$1,204</b>	

**CITY OF WEST COVINA  
REVENUE AND COST SUMMARY WORKSHEET  
FY 2022-23**

<b>SERVICE</b> LIQUID/GAS FUEL EQUIP ANN. FIRE PMT		<b>REFERENCE NO.</b> S-178	
<b>PRIMARY DEPARTMENT</b> FIRE	<b>UNIT OF SERVICE</b> PERMIT	<b>SERVICE RECIPIENT</b>	
<b>DESCRIPTION OF SERVICE</b>  Processing and inspection of a liquid/gas fueled equipment annual operational Fire Code permit for compliance with City codes and standards.			
<b>CURRENT FEE STRUCTURE</b>  \$163 per permit			
<b><u>REVENUE AND COST COMPARISON</u></b>			
<b>UNIT REVENUE:</b>	<b>\$163.00</b>	<b>TOTAL REVENUE:</b>	<b>\$815</b>
<b>UNIT COST:</b>	<b>\$181.40</b>	<b>TOTAL COST:</b>	<b>\$907</b>
<b>UNIT PROFIT (SUBSIDY):</b>	<b>\$(18.40)</b>	<b>TOTAL PROFIT (SUBSIDY):</b>	<b>\$(92)</b>
<b>TOTAL UNITS:</b>	<b>5</b>	<b>PCT. COST RECOVERY:</b>	<b>89.86%</b>
<b>SUGGESTED FEE FOR COST RECOVERY OF: 100%</b>  \$180 per permit			

**CITY OF WEST COVINA  
COST DETAIL WORKSHEET  
FY 2022-23**

<b>SERVICE</b> <b>LIQUID/GAS FUEL EQUIP ANN. FIRE PMT</b>					<b>REFERENCE NO.</b> <b>S-178</b>		
<b>NOTE</b> Unit Costs are an Average of Total Units					<b>TOTAL UNITS</b> <b>5</b>		
<u>DEPARTMENT</u>	<u>POSITION</u>	<u>TYPE</u>	<u>UNIT TIME</u>	<u>UNIT COST</u>	<u>ANN. UNITS</u>	<u>TOTAL COST</u>	
FIRE	ADMIN AIDE		0.50	\$28.35	5	\$142	
FIRE PREVENTION	FIRE PROTECT SPEC		1.00	\$153.13	5	\$766	
		<b>TYPE SUBTOTAL</b>	<b>1.50</b>	<b>\$181.48</b>		<b>\$907</b>	
<b>TOTALS</b>			<b>1.50</b>	<b>\$181.40</b>		<b>\$907</b>	

**CITY OF WEST COVINA  
REVENUE AND COST SUMMARY WORKSHEET  
FY 2022-23**

<b>SERVICE</b> LP GAS STORAGE ANN. FIRE PERMIT		<b>REFERENCE NO.</b> S-179	
<b>PRIMARY DEPARTMENT</b> FIRE	<b>UNIT OF SERVICE</b> PERMIT	<b>SERVICE RECIPIENT</b>	
<b>DESCRIPTION OF SERVICE</b>  Processing and inspection of a liquified petroleum gas storage annual operational Fire Code permit for compliance with City codes and standards.			
<b>CURRENT FEE STRUCTURE</b>  \$163 per permit			
<b><u>REVENUE AND COST COMPARISON</u></b>			
<b>UNIT REVENUE:</b>	\$163.00	<b>TOTAL REVENUE:</b>	\$163
<b>UNIT COST:</b>	\$181.00	<b>TOTAL COST:</b>	\$181
<b>UNIT PROFIT (SUBSIDY):</b>	\$(18.00)	<b>TOTAL PROFIT (SUBSIDY):</b>	\$(18)
<b>TOTAL UNITS:</b>	1	<b>PCT. COST RECOVERY:</b>	90.06%
<b>SUGGESTED FEE FOR COST RECOVERY OF: 100%</b>  \$180 per permit			

**CITY OF WEST COVINA  
COST DETAIL WORKSHEET  
FY 2022-23**

<b>SERVICE</b> <b>LP GAS STORAGE ANN. FIRE PERMIT</b>					<b>REFERENCE NO.</b> <b>S-179</b>		
<b>NOTE</b> Unit Costs are an Average of Total Units					<b>TOTAL UNITS</b> <b>1</b>		
<u>DEPARTMENT</u>	<u>POSITION</u>	<u>TYPE</u>	<u>UNIT TIME</u>	<u>UNIT COST</u>	<u>ANN. UNITS</u>	<u>TOTAL COST</u>	
FIRE	ADMIN AIDE		0.50	\$28.35	1	\$28	
FIRE PREVENTION	FIRE PROTECT SPEC		1.00	\$153.13	1	\$153	
		<b>TYPE SUBTOTAL</b>	<b>1.50</b>	<b>\$181.48</b>		<b>\$181</b>	
<b>TOTALS</b>			<b>1.50</b>	<b>\$181.00</b>		<b>\$181</b>	

**CITY OF WEST COVINA  
REVENUE AND COST SUMMARY WORKSHEET  
FY 2022-23**

<b>SERVICE</b> <b>LUMBER PRODUCT ANN. FIRE PERMIT</b>		<b>REFERENCE NO.</b> <b>S-180</b>
<b>PRIMARY DEPARTMENT</b> FIRE	<b>UNIT OF SERVICE</b> PERMIT	<b>SERVICE RECIPIENT</b>
<b>DESCRIPTION OF SERVICE</b>  Processing and inspection of a lumber product manufacturing or storage of more than 100,000 board feet annual operational Fire Code permit for compliance with City codes and standards.		
<b>CURRENT FEE STRUCTURE</b>  \$327 per permit		
<b><u>REVENUE AND COST COMPARISON</u></b>		
<b>UNIT REVENUE:</b>	<b>\$327.00</b>	<b>TOTAL REVENUE:</b> <b>\$327</b>
<b>UNIT COST:</b>	<b>\$220.00</b>	<b>TOTAL COST:</b> <b>\$220</b>
<b>UNIT PROFIT (SUBSIDY):</b>	<b>\$107.00</b>	<b>TOTAL PROFIT (SUBSIDY):</b> <b>\$107</b>
<b>TOTAL UNITS:</b>	<b>1</b>	<b>PCT. COST RECOVERY:</b> <b>148.64%</b>
<b>SUGGESTED FEE FOR COST RECOVERY OF: 100%</b>  \$220 per permit		



**CITY OF WEST COVINA  
COST DETAIL WORKSHEET  
FY 2022-23**

<b>SERVICE</b> <b>LUMBER PRODUCT ANN. FIRE PERMIT</b>					<b>REFERENCE NO.</b> <b>S-180</b>		
<b>NOTE</b> Unit Costs are an Average of Total Units					<b>TOTAL UNITS</b> <b>1</b>		
<u>DEPARTMENT</u>	<u>POSITION</u>	<u>TYPE</u>	<u>UNIT TIME</u>	<u>UNIT COST</u>	<u>ANN. UNITS</u>	<u>TOTAL COST</u>	
FIRE	ADMIN AIDE		0.50	\$28.35	1	\$28	
FIRE PREVENTION	FIRE PROTECT SPEC		1.25	\$191.41	1	\$191	
		<b>TYPE SUBTOTAL</b>	<b>1.75</b>	<b>\$219.76</b>		<b>\$220</b>	
<b>TOTALS</b>			<b>1.75</b>	<b>\$220.00</b>		<b>\$220</b>	

**CITY OF WEST COVINA  
REVENUE AND COST SUMMARY WORKSHEET  
FY 2022-23**

<b>SERVICE</b> <b>MAGNESIUM WORK/STOR ANN. FIRE PMT</b>		<b>REFERENCE NO.</b> <b>S-181</b>
<b>PRIMARY DEPARTMENT</b> FIRE	<b>UNIT OF SERVICE</b> PERMIT	<b>SERVICE RECIPIENT</b>
<b>DESCRIPTION OF SERVICE</b>  Processing and inspection of a magnesium working or storage annual operational Fire Code permit for compliance with City codes and standards.		
<b>CURRENT FEE STRUCTURE</b>  \$327 per permit		
<b><u>REVENUE AND COST COMPARISON</u></b>		
<b>UNIT REVENUE:</b>	<b>\$327.00</b>	<b>TOTAL REVENUE:</b> <b>\$327</b>
<b>UNIT COST:</b>	<b>\$181.00</b>	<b>TOTAL COST:</b> <b>\$181</b>
<b>UNIT PROFIT (SUBSIDY):</b>	<b>\$146.00</b>	<b>TOTAL PROFIT (SUBSIDY):</b> <b>\$146</b>
<b>TOTAL UNITS:</b>	<b>1</b>	<b>PCT. COST RECOVERY:</b> <b>180.66%</b>
<b>SUGGESTED FEE FOR COST RECOVERY OF: 100%</b>  \$180 per permit		

**CITY OF WEST COVINA  
COST DETAIL WORKSHEET  
FY 2022-23**

<b>SERVICE</b> <b>MAGNESIUM WORK/STOR ANN. FIRE PMT</b>					<b>REFERENCE NO.</b> <b>S-181</b>		
<b>NOTE</b> Unit Costs are an Average of Total Units					<b>TOTAL UNITS</b> <b>1</b>		
<u>DEPARTMENT</u>	<u>POSITION</u>	<u>TYPE</u>	<u>UNIT TIME</u>	<u>UNIT COST</u>	<u>ANN. UNITS</u>	<u>TOTAL COST</u>	
FIRE	ADMIN AIDE		0.50	\$28.35	1	\$28	
FIRE PREVENTION	FIRE PROTECT SPEC		1.00	\$153.13	1	\$153	
		<b>TYPE SUBTOTAL</b>	<b>1.50</b>	<b>\$181.48</b>		<b>\$181</b>	
<b>TOTALS</b>			<b>1.50</b>	<b>\$181.00</b>		<b>\$181</b>	

**CITY OF WEST COVINA  
REVENUE AND COST SUMMARY WORKSHEET  
FY 2022-23**

<b>SERVICE</b> MALL KIOSK ANN. FIRE PERMIT		<b>REFERENCE NO.</b> S-182	
<b>PRIMARY DEPARTMENT</b> FIRE	<b>UNIT OF SERVICE</b> PERMIT	<b>SERVICE RECIPIENT</b>	
<b>DESCRIPTION OF SERVICE</b>  Processing and inspection of a mall kiosk, concession, or vehicle display annual operational Fire Code permit for compliance with City codes and standards.			
<b>CURRENT FEE STRUCTURE</b>  \$163 per permit			
<b>REVENUE AND COST COMPARISON</b>			
<b>UNIT REVENUE:</b>	<b>\$163.00</b>	<b>TOTAL REVENUE:</b>	<b>\$1,956</b>
<b>UNIT COST:</b>	<b>\$90.75</b>	<b>TOTAL COST:</b>	<b>\$1,089</b>
<b>UNIT PROFIT (SUBSIDY):</b>	<b>\$72.25</b>	<b>TOTAL PROFIT (SUBSIDY):</b>	<b>\$867</b>
<b>TOTAL UNITS:</b>	<b>12</b>	<b>PCT. COST RECOVERY:</b>	<b>179.61%</b>
<b>SUGGESTED FEE FOR COST RECOVERY OF: 100%</b>  \$90 per permit			

**CITY OF WEST COVINA  
COST DETAIL WORKSHEET  
FY 2022-23**

<b>SERVICE</b> <b>MALL KIOSK ANN. FIRE PERMIT</b>					<b>REFERENCE NO.</b> <b>S-182</b>		
<b>NOTE</b> Unit Costs are an Average of Total Units					<b>TOTAL UNITS</b> <b>12</b>		
<u>DEPARTMENT</u>	<u>POSITION</u>	<u>TYPE</u>	<u>UNIT TIME</u>	<u>UNIT COST</u>	<u>ANN. UNITS</u>	<u>TOTAL COST</u>	
FIRE	ADMIN AIDE		0.25	\$14.17	12	\$170	
FIRE PREVENTION	FIRE PROTECT SPEC		0.50	\$76.57	12	\$919	
		<b>TYPE SUBTOTAL</b>	<b>0.75</b>	<b>\$90.74</b>		<b>\$1,089</b>	
<b>TOTALS</b>			<b>0.75</b>	<b>\$90.75</b>		<b>\$1,089</b>	

**CITY OF WEST COVINA  
REVENUE AND COST SUMMARY WORKSHEET  
FY 2022-23**

<b>SERVICE</b> <b>MALL CART ANN. FIRE PERMIT</b>		<b>REFERENCE NO.</b> <b>S-183</b>	
<b>PRIMARY DEPARTMENT</b> FIRE	<b>UNIT OF SERVICE</b> PERMIT	<b>SERVICE RECIPIENT</b>	
<b>DESCRIPTION OF SERVICE</b>  Processing and inspection of a mall cart annual operational Fire Code permit for compliance with City codes and standards.			
<b>CURRENT FEE STRUCTURE</b>  \$109 per permit			
<b><u>REVENUE AND COST COMPARISON</u></b>			
<b>UNIT REVENUE:</b>	<b>\$109.00</b>	<b>TOTAL REVENUE:</b>	<b>\$1,090</b>
<b>UNIT COST:</b>	<b>\$90.70</b>	<b>TOTAL COST:</b>	<b>\$907</b>
<b>UNIT PROFIT (SUBSIDY):</b>	<b>\$18.30</b>	<b>TOTAL PROFIT (SUBSIDY):</b>	<b>\$183</b>
<b>TOTAL UNITS:</b>	<b>10</b>	<b>PCT. COST RECOVERY:</b>	<b>120.18%</b>
<b>SUGGESTED FEE FOR COST RECOVERY OF: 100%</b>  \$90 per permit			

**CITY OF WEST COVINA  
COST DETAIL WORKSHEET  
FY 2022-23**

<b>SERVICE</b> <b>MALL CART ANN. FIRE PERMIT</b>					<b>REFERENCE NO.</b> <b>S-183</b>		
<b>NOTE</b> Unit Costs are an Average of Total Units					<b>TOTAL UNITS</b> <b>10</b>		
<u>DEPARTMENT</u>	<u>POSITION</u>	<u>TYPE</u>	<u>UNIT TIME</u>	<u>UNIT COST</u>	<u>ANN. UNITS</u>	<u>TOTAL COST</u>	
FIRE	ADMIN AIDE		0.25	\$14.17	10	\$142	
FIRE PREVENTION	FIRE PROTECT SPEC		0.50	\$76.57	10	\$766	
		<b>TYPE SUBTOTAL</b>	<b>0.75</b>	<b>\$90.74</b>		<b>\$907</b>	
<b>TOTALS</b>			<b>0.75</b>	<b>\$90.70</b>		<b>\$907</b>	

**CITY OF WEST COVINA  
REVENUE AND COST SUMMARY WORKSHEET  
FY 2022-23**

<b>SERVICE</b> MOTOR VEH FUEL DISPEN ANN. FIRE PMT		<b>REFERENCE NO.</b> S-184	
<b>PRIMARY DEPARTMENT</b> FIRE	<b>UNIT OF SERVICE</b> PERMIT	<b>SERVICE RECIPIENT</b>	
<b>DESCRIPTION OF SERVICE</b>  Processing and inspection of a motor vehicle fuel dispensing station annual operational Fire Code permit for compliance with City codes and standards.			
<b>CURRENT FEE STRUCTURE</b>  \$163 per permit			
<b>REVENUE AND COST COMPARISON</b>			
<b>UNIT REVENUE:</b>	<b>\$163.00</b>	<b>TOTAL REVENUE:</b>	<b>\$3,912</b>
<b>UNIT COST:</b>	<b>\$299.79</b>	<b>TOTAL COST:</b>	<b>\$7,195</b>
<b>UNIT PROFIT (SUBSIDY):</b>	<b>\$(136.79)</b>	<b>TOTAL PROFIT (SUBSIDY):</b>	<b>\$(3,283)</b>
<b>TOTAL UNITS:</b>	<b>24</b>	<b>PCT. COST RECOVERY:</b>	<b>54.37%</b>
<b>SUGGESTED FEE FOR COST RECOVERY OF: 100%</b>  \$300 per permit			



**CITY OF WEST COVINA  
COST DETAIL WORKSHEET  
FY 2022-23**

<b>SERVICE</b> <b>MOTOR VEH FUEL DISPEN ANN. FIRE PMT</b>					<b>REFERENCE NO.</b> <b>S-184</b>		
<b>NOTE</b> Unit Costs are an Average of Total Units					<b>TOTAL UNITS</b> <b>24</b>		
<u>DEPARTMENT</u>	<u>POSITION</u>	<u>TYPE</u>	<u>UNIT TIME</u>	<u>UNIT COST</u>	<u>ANN. UNITS</u>	<u>TOTAL COST</u>	
FIRE	ADMIN AIDE		0.50	\$28.35	24	\$680	
FIRE	FIREFIGHTER		1.00	\$68.55	24	\$1,645	
FIRE	FIRE CAPTAIN		1.00	\$109.43	24	\$2,626	
FIRE	FIRE ENGINEER		1.00	\$93.48	24	\$2,244	
<b>TYPE SUBTOTAL</b>			<b>3.50</b>	<b>\$299.81</b>		<b>\$7,195</b>	
<b>TOTALS</b>			<b>3.50</b>	<b>\$299.79</b>		<b>\$7,195</b>	

**CITY OF WEST COVINA  
REVENUE AND COST SUMMARY WORKSHEET  
FY 2022-23**

<b>SERVICE</b> <b>ORGANIC COATING ANN. FIRE PERMIT</b>		<b>REFERENCE NO.</b> <b>S-185</b>	
<b>PRIMARY DEPARTMENT</b> FIRE	<b>UNIT OF SERVICE</b> PERMIT	<b>SERVICE RECIPIENT</b>	
<b>DESCRIPTION OF SERVICE</b>  Processing and inspection of an organic coating annual operational Fire Code permit for compliance with City codes and standards.			
<b>CURRENT FEE STRUCTURE</b>  \$327 per permit			
<b><u>REVENUE AND COST COMPARISON</u></b>			
<b>UNIT REVENUE:</b>	<b>\$327.00</b>	<b>TOTAL REVENUE:</b>	<b>\$327</b>
<b>UNIT COST:</b>	<b>\$181.00</b>	<b>TOTAL COST:</b>	<b>\$181</b>
<b>UNIT PROFIT (SUBSIDY):</b>	<b>\$146.00</b>	<b>TOTAL PROFIT (SUBSIDY):</b>	<b>\$146</b>
<b>TOTAL UNITS:</b>	<b>1</b>	<b>PCT. COST RECOVERY:</b>	<b>180.66%</b>
<b>SUGGESTED FEE FOR COST RECOVERY OF: 100%</b>  \$180 per permit			

**CITY OF WEST COVINA  
COST DETAIL WORKSHEET  
FY 2022-23**

<b>SERVICE</b> <b>ORGANIC COATING ANN. FIRE PERMIT</b>					<b>REFERENCE NO.</b> <b>S-185</b>		
<b>NOTE</b> Unit Costs are an Average of Total Units					<b>TOTAL UNITS</b> <b>1</b>		
<u>DEPARTMENT</u>	<u>POSITION</u>	<u>TYPE</u>	<u>UNIT TIME</u>	<u>UNIT COST</u>	<u>ANN. UNITS</u>	<u>TOTAL COST</u>	
FIRE	ADMIN AIDE		0.50	\$28.35	1	\$28	
FIRE PREVENTION	FIRE PROTECT SPEC		1.00	\$153.13	1	\$153	
		<b>TYPE SUBTOTAL</b>	<b>1.50</b>	<b>\$181.48</b>		<b>\$181</b>	
<b>TOTALS</b>			<b>1.50</b>	<b>\$181.00</b>		<b>\$181</b>	

**CITY OF WEST COVINA  
REVENUE AND COST SUMMARY WORKSHEET  
FY 2022-23**

<b>SERVICE</b> <b>INDUSTRIAL OVEN ANN. FIRE PERMIT</b>		<b>REFERENCE NO.</b> <b>S-186</b>
<b>PRIMARY DEPARTMENT</b> FIRE	<b>UNIT OF SERVICE</b> PERMIT	<b>SERVICE RECIPIENT</b>
<b>DESCRIPTION OF SERVICE</b>  Processing and inspection of an industrial oven for baking or drying annual operational Fire Code permit for compliance with City codes and standards.		
<b>CURRENT FEE STRUCTURE</b>  \$327 per permit		
<b><u>REVENUE AND COST COMPARISON</u></b>		
<b>UNIT REVENUE:</b>	<b>\$327.00</b>	<b>TOTAL REVENUE:</b>
<b>UNIT COST:</b>	<b>\$181.00</b>	<b>\$327</b>
<b>UNIT PROFIT (SUBSIDY):</b>	<b>\$146.00</b>	<b>TOTAL COST:</b>
<b>TOTAL UNITS:</b>	<b>1</b>	<b>\$181</b>
		<b>TOTAL PROFIT (SUBSIDY):</b>
		<b>\$146</b>
		<b>PCT. COST RECOVERY:</b>
		<b>180.66%</b>
<b>SUGGESTED FEE FOR COST RECOVERY OF: 100%</b>  \$180 per permit		

**CITY OF WEST COVINA  
COST DETAIL WORKSHEET  
FY 2022-23**

<b>SERVICE</b> <b>INDUSTRIAL OVEN ANN. FIRE PERMIT</b>					<b>REFERENCE NO.</b> <b>S-186</b>		
<b>NOTE</b> Unit Costs are an Average of Total Units					<b>TOTAL UNITS</b> <b>1</b>		
<u>DEPARTMENT</u>	<u>POSITION</u>	<u>TYPE</u>	<u>UNIT TIME</u>	<u>UNIT COST</u>	<u>ANN. UNITS</u>	<u>TOTAL COST</u>	
FIRE	ADMIN AIDE		0.50	\$28.35	1	\$28	
FIRE PREVENTION	FIRE PROTECT SPEC		1.00	\$153.13	1	\$153	
<b>TYPE SUBTOTAL</b>			<b>1.50</b>	<b>\$181.48</b>		<b>\$181</b>	
<b>TOTALS</b>			<b>1.50</b>	<b>\$181.00</b>		<b>\$181</b>	

**CITY OF WEST COVINA  
REVENUE AND COST SUMMARY WORKSHEET  
FY 2022-23**

<b>SERVICE</b> PLACE OF ASSEMBLY ANN. FIRE PERMIT		<b>REFERENCE NO.</b> S-187	
<b>PRIMARY DEPARTMENT</b> FIRE	<b>UNIT OF SERVICE</b> PERMIT	<b>SERVICE RECIPIENT</b>	
<b>DESCRIPTION OF SERVICE</b>  Processing and inspection of a place of assembly or 50 or more occupants annual operational Fire Code permit for compliance with City codes and standards.			
<b>CURRENT FEE STRUCTURE</b>  \$327 per permit			
<b><u>REVENUE AND COST COMPARISON</u></b>			
<b>UNIT REVENUE:</b>	<b>\$327.00</b>	<b>TOTAL REVENUE:</b>	<b>\$50,685</b>
<b>UNIT COST:</b>	<b>\$299.62</b>	<b>TOTAL COST:</b>	<b>\$46,441</b>
<b>UNIT PROFIT (SUBSIDY):</b>	<b>\$27.38</b>	<b>TOTAL PROFIT (SUBSIDY):</b>	<b>\$4,244</b>
<b>TOTAL UNITS:</b>	<b>155</b>	<b>PCT. COST RECOVERY:</b>	<b>109.14%</b>
<b>SUGGESTED FEE FOR COST RECOVERY OF: 100%</b>  \$300 per permit			

**CITY OF WEST COVINA  
COST DETAIL WORKSHEET  
FY 2022-23**

<b>SERVICE</b> <b>PLACE OF ASSEMBLY ANN. FIRE PERMIT</b>					<b>REFERENCE NO.</b> <b>S-187</b>		
<b>NOTE</b> Unit Costs are an Average of Total Units					<b>TOTAL UNITS</b> <b>155</b>		
<u>DEPARTMENT</u>	<u>POSITION</u>	<u>TYPE</u>	<u>UNIT TIME</u>	<u>UNIT COST</u>	<u>ANN. UNITS</u>	<u>TOTAL COST</u>	
FIRE	ADMIN AIDE		0.50	\$28.35	155	\$4,394	
FIRE	FIREFIGHTER		1.00	\$68.55	155	\$10,625	
FIRE	FIRE CAPTAIN		1.00	\$109.33	155	\$16,946	
FIRE	FIRE ENGINEER		1.00	\$93.39	155	\$14,475	
<b>TYPE SUBTOTAL</b>			<b>3.50</b>	<b>\$299.62</b>		<b>\$46,441</b>	
<b>TOTALS</b>			<b>3.50</b>	<b>\$299.62</b>		<b>\$46,441</b>	

**CITY OF WEST COVINA  
REVENUE AND COST SUMMARY WORKSHEET  
FY 2022-23**

<b>SERVICE</b> <b>RADIOACTIVE MATERIAL ANN. FIRE PMT</b>		<b>REFERENCE NO.</b> <b>S-188</b>
<b>PRIMARY DEPARTMENT</b> FIRE	<b>UNIT OF SERVICE</b> PERMIT	<b>SERVICE RECIPIENT</b>
<b>DESCRIPTION OF SERVICE</b>  Processing and inspection of a radioactive material annual operational Fire Code permit for compliance with City codes and standards.		
<b>CURRENT FEE STRUCTURE</b>  \$327 per permit		
<b><u>REVENUE AND COST COMPARISON</u></b>		
<b>UNIT REVENUE:</b>	<b>\$327.00</b>	<b>TOTAL REVENUE:</b> <b>\$327</b>
<b>UNIT COST:</b>	<b>\$181.00</b>	<b>TOTAL COST:</b> <b>\$181</b>
<b>UNIT PROFIT (SUBSIDY):</b>	<b>\$146.00</b>	<b>TOTAL PROFIT (SUBSIDY):</b> <b>\$146</b>
<b>TOTAL UNITS:</b>	<b>1</b>	<b>PCT. COST RECOVERY:</b> <b>180.66%</b>
<b>SUGGESTED FEE FOR COST RECOVERY OF: 100%</b>  \$180 per permit		



**CITY OF WEST COVINA  
COST DETAIL WORKSHEET  
FY 2022-23**

<b>SERVICE</b> <b>RADIOACTIVE MATERIAL ANN. FIRE PMT</b>					<b>REFERENCE NO.</b> <b>S-188</b>		
<b>NOTE</b> Unit Costs are an Average of Total Units					<b>TOTAL UNITS</b> <b>1</b>		
<u>DEPARTMENT</u>	<u>POSITION</u>	<u>TYPE</u>	<u>UNIT TIME</u>	<u>UNIT COST</u>	<u>ANN. UNITS</u>	<u>TOTAL COST</u>	
FIRE	ADMIN AIDE		0.50	\$28.35	1	\$28	
FIRE PREVENTION	FIRE PROTECT SPEC		1.00	\$153.13	1	\$153	
		<b>TYPE SUBTOTAL</b>	<b>1.50</b>	<b>\$181.48</b>		<b>\$181</b>	
<b>TOTALS</b>			<b>1.50</b>	<b>\$181.00</b>		<b>\$181</b>	

**CITY OF WEST COVINA  
REVENUE AND COST SUMMARY WORKSHEET  
FY 2022-23**

<b>SERVICE</b> REFRIGERATION EQUIP ANN. FIRE PMT		<b>REFERENCE NO.</b> S-189	
<b>PRIMARY DEPARTMENT</b> FIRE	<b>UNIT OF SERVICE</b> PERMIT	<b>SERVICE RECIPIENT</b>	
<b>DESCRIPTION OF SERVICE</b>  Processing and inspection of a commercial refrigeration equipment annual operational Fire Code permit for compliance with City codes and standards.			
<b>CURRENT FEE STRUCTURE</b>  \$163 per permit			
<b><u>REVENUE AND COST COMPARISON</u></b>			
<b>UNIT REVENUE:</b>	<b>\$163.00</b>	<b>TOTAL REVENUE:</b>	<b>\$489</b>
<b>UNIT COST:</b>	<b>\$297.67</b>	<b>TOTAL COST:</b>	<b>\$893</b>
<b>UNIT PROFIT (SUBSIDY):</b>	<b>\$(134.67)</b>	<b>TOTAL PROFIT (SUBSIDY):</b>	<b>\$(404)</b>
<b>TOTAL UNITS:</b>	<b>3</b>	<b>PCT. COST RECOVERY:</b>	<b>54.76%</b>
<b>SUGGESTED FEE FOR COST RECOVERY OF: 100%</b>  1-4 - \$180 per permit 5-10 - \$310 per permit 11+ - \$400 per permit			

**CITY OF WEST COVINA  
COST DETAIL WORKSHEET  
FY 2022-23**

<b>SERVICE</b> <b>REFRIGERATION EQUIP ANN. FIRE PMT</b>					<b>REFERENCE NO.</b> <b>S-189</b>		
<b>NOTE</b> Unit Costs are an Average of Total Units					<b>TOTAL UNITS</b> <b>3</b>		
<b><u>DEPARTMENT</u></b>	<b><u>POSITION</u></b>	<b><u>TYPE</u></b>	<b><u>UNIT TIME</u></b>	<b><u>UNIT COST</u></b>	<b><u>ANN. UNITS</u></b>	<b><u>TOTAL COST</u></b>	
FIRE	ADMIN AIDE	< 5	0.50	\$28.35	1	\$28	
FIRE PREVENTION	FIRE PROTECT SPEC	< 5	1.00	\$153.13	1	\$153	
<b>TYPE SUBTOTAL</b>			<b>1.50</b>	<b>\$181.48</b>		<b>\$181</b>	
FIRE	ADMIN AIDE	5-10	0.75	\$42.52	1	\$43	
FIRE PREVENTION	FIRE PROTECT SPEC	5-10	1.75	\$267.98	1	\$268	
<b>TYPE SUBTOTAL</b>			<b>2.50</b>	<b>\$310.50</b>		<b>\$311</b>	
FIRE	ADMIN AIDE	10+	1.00	\$56.69	1	\$57	
FIRE PREVENTION	FIRE PROTECT SPEC	10+	2.25	\$344.54	1	\$345	
<b>TYPE SUBTOTAL</b>			<b>3.25</b>	<b>\$401.23</b>		<b>\$401</b>	
<b>TOTALS</b>			<b>7.25</b>	<b>\$297.67</b>		<b>\$893</b>	

**CITY OF WEST COVINA  
REVENUE AND COST SUMMARY WORKSHEET  
FY 2022-23**

<b>SERVICE</b> SPRAYING/DIPPING FAC. ANN. FIRE PMT		<b>REFERENCE NO.</b> S-190
<b>PRIMARY DEPARTMENT</b> FIRE	<b>UNIT OF SERVICE</b> PERMIT	<b>SERVICE RECIPIENT</b>
<b>DESCRIPTION OF SERVICE</b>  Processing and inspection of a spraying or dipping facility annual operational Fire Code permit for compliance with City codes and standards.		
<b>CURRENT FEE STRUCTURE</b>  \$327 per permit		
<b><u>REVENUE AND COST COMPARISON</u></b>		
<b>UNIT REVENUE:</b>	<b>\$327.00</b>	<b>TOTAL REVENUE:</b> <b>\$327</b>
<b>UNIT COST:</b>	<b>\$181.00</b>	<b>TOTAL COST:</b> <b>\$181</b>
<b>UNIT PROFIT (SUBSIDY):</b>	<b>\$146.00</b>	<b>TOTAL PROFIT (SUBSIDY):</b> <b>\$146</b>
<b>TOTAL UNITS:</b>	<b>1</b>	<b>PCT. COST RECOVERY:</b> <b>180.66%</b>
<b>SUGGESTED FEE FOR COST RECOVERY OF: 100%</b>  \$180 per permit		

**CITY OF WEST COVINA  
COST DETAIL WORKSHEET  
FY 2022-23**

<b>SERVICE</b> <b>SPRAYING/DIPPING FAC. ANN. FIRE PMT</b>					<b>REFERENCE NO.</b> <b>S-190</b>		
<b>NOTE</b> Unit Costs are an Average of Total Units					<b>TOTAL UNITS</b> <b>1</b>		
<u>DEPARTMENT</u>	<u>POSITION</u>	<u>TYPE</u>	<u>UNIT TIME</u>	<u>UNIT COST</u>	<u>ANN. UNITS</u>	<u>TOTAL COST</u>	
FIRE	ADMIN AIDE		0.50	\$28.35	1	\$28	
FIRE PREVENTION	FIRE PROTECT SPEC		1.00	\$153.13	1	\$153	
		<b>TYPE SUBTOTAL</b>	<b>1.50</b>	<b>\$181.48</b>		<b>\$181</b>	
<b>TOTALS</b>			<b>1.50</b>	<b>\$181.00</b>		<b>\$181</b>	

**CITY OF WEST COVINA  
REVENUE AND COST SUMMARY WORKSHEET  
FY 2022-23**

<b>SERVICE</b> TIRE STORAGE ANN. FIRE PERMIT		<b>REFERENCE NO.</b> S-191	
<b>PRIMARY DEPARTMENT</b> FIRE	<b>UNIT OF SERVICE</b> PERMIT	<b>SERVICE RECIPIENT</b>	
<b>DESCRIPTION OF SERVICE</b>  Processing and inspection of a tire storage annual operational Fire Code permit for compliance with City codes and standards.			
<b>CURRENT FEE STRUCTURE</b>  \$327 per permit			
<b><u>REVENUE AND COST COMPARISON</u></b>			
<b>UNIT REVENUE:</b>	<b>\$327.00</b>	<b>TOTAL REVENUE:</b>	<b>\$327</b>
<b>UNIT COST:</b>	<b>\$181.00</b>	<b>TOTAL COST:</b>	<b>\$181</b>
<b>UNIT PROFIT (SUBSIDY):</b>	<b>\$146.00</b>	<b>TOTAL PROFIT (SUBSIDY):</b>	<b>\$146</b>
<b>TOTAL UNITS:</b>	<b>1</b>	<b>PCT. COST RECOVERY:</b>	<b>180.66%</b>
<b>SUGGESTED FEE FOR COST RECOVERY OF: 100%</b>  \$180 per permit			

**CITY OF WEST COVINA  
COST DETAIL WORKSHEET  
FY 2022-23**

<b>SERVICE</b> <b>TIRE STORAGE ANN. FIRE PERMIT</b>					<b>REFERENCE NO.</b> <b>S-191</b>		
<b>NOTE</b> Unit Costs are an Average of Total Units					<b>TOTAL UNITS</b> <b>1</b>		
<u>DEPARTMENT</u>	<u>POSITION</u>	<u>TYPE</u>	<u>UNIT TIME</u>	<u>UNIT COST</u>	<u>ANN. UNITS</u>	<u>TOTAL COST</u>	
FIRE	ADMIN AIDE		0.50	\$28.35	1	\$28	
FIRE PREVENTION	FIRE PROTECT SPEC		1.00	\$153.13	1	\$153	
		<b>TYPE SUBTOTAL</b>	<b>1.50</b>	<b>\$181.48</b>		<b>\$181</b>	
<b>TOTALS</b>			<b>1.50</b>	<b>\$181.00</b>		<b>\$181</b>	

**CITY OF WEST COVINA  
REVENUE AND COST SUMMARY WORKSHEET  
FY 2022-23**

<b>SERVICE</b> <b>WASTE MAT HANDL PLANT ANN. FIRE PMT</b>		<b>REFERENCE NO.</b> <b>S-192</b>	
<b>PRIMARY DEPARTMENT</b> FIRE	<b>UNIT OF SERVICE</b> PERMIT	<b>SERVICE RECIPIENT</b>	
<b>DESCRIPTION OF SERVICE</b>  Processing and inspection of a waste material handling plant annual operational Fire Code permit for compliance with City codes and standards.			
<b>CURRENT FEE STRUCTURE</b>  \$327 per permit			
<b><u>REVENUE AND COST COMPARISON</u></b>			
<b>UNIT REVENUE:</b>	<b>\$327.00</b>	<b>TOTAL REVENUE:</b>	<b>\$327</b>
<b>UNIT COST:</b>	<b>\$181.00</b>	<b>TOTAL COST:</b>	<b>\$181</b>
<b>UNIT PROFIT (SUBSIDY):</b>	<b>\$146.00</b>	<b>TOTAL PROFIT (SUBSIDY):</b>	<b>\$146</b>
<b>TOTAL UNITS:</b>	<b>1</b>	<b>PCT. COST RECOVERY:</b>	<b>180.66%</b>
<b>SUGGESTED FEE FOR COST RECOVERY OF: 100%</b>  \$180 per permit			



**CITY OF WEST COVINA  
COST DETAIL WORKSHEET  
FY 2022-23**

<b>SERVICE</b> <b>WASTE MAT HANDL PLANT ANN. FIRE PMT</b>					<b>REFERENCE NO.</b> <b>S-192</b>		
<b>NOTE</b> Unit Costs are an Average of Total Units					<b>TOTAL UNITS</b> <b>1</b>		
<u>DEPARTMENT</u>	<u>POSITION</u>	<u>TYPE</u>	<u>UNIT TIME</u>	<u>UNIT COST</u>	<u>ANN. UNITS</u>	<u>TOTAL COST</u>	
FIRE	ADMIN AIDE		0.50	\$28.35	1	\$28	
FIRE PREVENTION	FIRE PROTECT SPEC		1.00	\$153.13	1	\$153	
		<b>TYPE SUBTOTAL</b>	<b>1.50</b>	<b>\$181.48</b>		<b>\$181</b>	
<b>TOTALS</b>			<b>1.50</b>	<b>\$181.00</b>		<b>\$181</b>	

**CITY OF WEST COVINA  
REVENUE AND COST SUMMARY WORKSHEET  
FY 2022-23**

<b>SERVICE</b> WELDING/CUTTING OPER ANN. FIRE PMT		<b>REFERENCE NO.</b> S-193	
<b>PRIMARY DEPARTMENT</b> FIRE	<b>UNIT OF SERVICE</b> PERMIT	<b>SERVICE RECIPIENT</b>	
<b>DESCRIPTION OF SERVICE</b>  Processing and inspection of a welding and cutting operation annual operational Fire Code permit for compliance with City codes and standards.			
<b>CURRENT FEE STRUCTURE</b>  \$327 per permit			
<b><u>REVENUE AND COST COMPARISON</u></b>			
<b>UNIT REVENUE:</b>	<b>\$327.00</b>	<b>TOTAL REVENUE:</b>	<b>\$327</b>
<b>UNIT COST:</b>	<b>\$181.00</b>	<b>TOTAL COST:</b>	<b>\$181</b>
<b>UNIT PROFIT (SUBSIDY):</b>	<b>\$146.00</b>	<b>TOTAL PROFIT (SUBSIDY):</b>	<b>\$146</b>
<b>TOTAL UNITS:</b>	<b>1</b>	<b>PCT. COST RECOVERY:</b>	<b>180.66%</b>
<b>SUGGESTED FEE FOR COST RECOVERY OF: 100%</b>  \$180 per permit			

**CITY OF WEST COVINA  
COST DETAIL WORKSHEET  
FY 2022-23**

<b>SERVICE</b> <b>WELDING/CUTTING OPER ANN. FIRE PMT</b>					<b>REFERENCE NO.</b> <b>S-193</b>		
<b>NOTE</b> Unit Costs are an Average of Total Units					<b>TOTAL UNITS</b> <b>1</b>		
<b><u>DEPARTMENT</u></b>	<b><u>POSITION</u></b>	<b><u>TYPE</u></b>	<b><u>UNIT TIME</u></b>	<b><u>UNIT COST</u></b>	<b><u>ANN. UNITS</u></b>	<b><u>TOTAL COST</u></b>	
FIRE	ADMIN AIDE		0.50	\$28.35	1	\$28	
FIRE PREVENTION	FIRE PROTECT SPEC		1.00	\$153.13	1	\$153	
		<b>TYPE SUBTOTAL</b>	<b>1.50</b>	<b>\$181.48</b>		<b>\$181</b>	
<b>TOTALS</b>			<b>1.50</b>	<b>\$181.00</b>		<b>\$181</b>	

**CITY OF WEST COVINA  
REVENUE AND COST SUMMARY WORKSHEET  
FY 2022-23**

<b>SERVICE</b> <b>EMERGENCY MEDICAL TRANSPORT SERVICE</b>		<b>REFERENCE NO.</b> <b>S-194</b>	
<b>PRIMARY DEPARTMENT</b> FIRE	<b>UNIT OF SERVICE</b> INCIDENT	<b>SERVICE RECIPIENT</b>	
<b>DESCRIPTION OF SERVICE</b>  Providing emergency medical response and transport services.			
<b>CURRENT FEE STRUCTURE</b>  Basic Life Support Non-Emergency Response - \$1,420 Basic Life Support Emergency Response - \$1,523 Advanced Life Support Non-Emergency Response - \$2,132 Advanced Life Support Emergency Response - \$2,282 Mileage Rate - \$20 per mile Oxygen - \$96 per tank Disposable Medical Supplies - \$28 Night Response - \$24 additional fee Ambulance Subscription - \$69 per year Technology - \$35			
<b>REVENUE AND COST COMPARISON</b>			
<b>UNIT REVENUE:</b>	<b>\$773.66</b>	<b>TOTAL REVENUE:</b>	<b>\$2,496,600</b>
<b>UNIT COST:</b>	<b>\$3,286.89</b>	<b>TOTAL COST:</b>	<b>\$10,606,794</b>
<b>UNIT PROFIT (SUBSIDY):</b>	<b>\$(2,513.23)</b>	<b>TOTAL PROFIT (SUBSIDY):</b>	<b>\$(8,110,194)</b>
<b>TOTAL UNITS:</b>	<b>3,227</b>	<b>PCT. COST RECOVERY:</b>	<b>23.54%</b>
<b>SUGGESTED FEE FOR COST RECOVERY OF: 30%</b>  Basic Life Support Response - Resident - \$1,809 Basic Life Support Response - Non-Resident - \$2,039 Advanced Life Support Response - Resident - \$2,710 Advanced Life Support Response - Non-Resident - \$2,940 Mileage Rate - \$23 per mile    Documentation EPCR - \$25 Oxygen - \$108 per tank    EKG - \$18 Disposable Medical Supplies - \$31 Night Response - \$29 additional fee    Dispatch - \$79 Ambulance Subscription - \$69 per year Technology - \$35			

**CITY OF WEST COVINA  
COST DETAIL WORKSHEET  
FY 2022-23**

<b>SERVICE</b> <b>EMERGENCY MEDICAL TRANSPORT SERVICE</b>					<b>REFERENCE NO.</b> <b>S-194</b>		
<b>NOTE</b> Unit Costs are an Average of Total Units					<b>TOTAL UNITS</b> <b>3,227</b>		
<u>DEPARTMENT</u>	<u>POSITION</u>	<u>TYPE</u>	<u>UNIT TIME</u>	<u>UNIT COST</u>	<u>ANN. UNITS</u>	<u>TOTAL COST</u>	
FIRE	ASST FIRE CHIEF	65% Of 3	1.47	\$184.87	3,227	\$596,575	
FIRE	FIREFIGHTER	Remainder Of 9	3.84	\$263.05	3,227	\$848,862	
FIRE	FIRE CAPTAIN	Remainder Of 15	5.61	\$613.10	3,227	\$1,978,474	
FIRE	FIRE ENGINEER	Remainder Of 15	6.77	\$632.26	3,227	\$2,040,303	
FIRE	FIREFIGHTER/PARAMEDIC	Remainder Of 27	11.84	\$1,004.44	3,227	\$3,241,328	
FIRE	OVERTIME	65%	20.14	\$589.17	3,227	\$1,901,252	
<b>TYPE SUBTOTAL</b>			<b>49.66</b>	<b>\$3,286.89</b>		<b>\$10,606,794</b>	
<b>TOTALS</b>			<b>49.66</b>	<b>\$3,286.89</b>		<b>\$10,606,794</b>	

**CITY OF WEST COVINA  
REVENUE AND COST SUMMARY WORKSHEET  
FY 2022-23**

<b>SERVICE</b> <b>EMS ASSESSMENT/TREAT NO-TRANSPORT</b>		<b>REFERENCE NO.</b> <b>S-195</b>	
<b>PRIMARY DEPARTMENT</b> FIRE	<b>UNIT OF SERVICE</b> INCIDENT	<b>SERVICE RECIPIENT</b>	
<b>DESCRIPTION OF SERVICE</b> Providing Emergency Medical Services which does not result in an ambulance transport.			
<b>CURRENT FEE STRUCTURE</b> \$289 per incident			
<b><u>REVENUE AND COST COMPARISON</u></b>			
<b>UNIT REVENUE:</b>	<b>\$106.69</b>	<b>TOTAL REVENUE:</b>	<b>\$310,800</b>
<b>UNIT COST:</b>	<b>\$262.91</b>	<b>TOTAL COST:</b>	<b>\$765,857</b>
<b>UNIT PROFIT (SUBSIDY):</b>	<b>\$(156.22)</b>	<b>TOTAL PROFIT (SUBSIDY):</b>	<b>\$(455,057)</b>
<b>TOTAL UNITS:</b>	<b>2,913</b>	<b>PCT. COST RECOVERY:</b>	<b>40.58%</b>
<b>SUGGESTED FEE FOR COST RECOVERY OF: 100%</b> \$289 per incident			

**CITY OF WEST COVINA  
COST DETAIL WORKSHEET  
FY 2022-23**

<b>SERVICE</b> <b>EMS ASSESSMENT/TREAT NO-TRANSPORT</b>					<b>REFERENCE NO.</b> <b>S-195</b>		
<b>NOTE</b> Unit Costs are an Average of Total Units					<b>TOTAL UNITS</b> <b>2,913</b>		
<u>DEPARTMENT</u>	<u>POSITION</u>	<u>TYPE</u>	<u>UNIT TIME</u>	<u>UNIT COST</u>	<u>ANN. UNITS</u>	<u>TOTAL COST</u>	
FIRE	FIREFIGHTER		0.50	\$34.28	2,913	\$99,858	
FIRE	FIRE CAPTAIN		0.50	\$54.67	2,913	\$159,254	
FIRE	FIRE ENGINEER		0.50	\$46.70	2,913	\$136,037	
FIRE	FIREFIGHTER/PARAMEDIC	45 Min Of 2	1.50	\$127.26	2,913	\$370,708	
<b>TYPE SUBTOTAL</b>			<b>3.00</b>	<b>\$262.91</b>		<b>\$765,857</b>	
<b>TOTALS</b>			<b>3.00</b>	<b>\$262.91</b>		<b>\$765,857</b>	

**CITY OF WEST COVINA  
REVENUE AND COST SUMMARY WORKSHEET  
FY 2022-23**

<b>SERVICE</b> <b>EMS MEDICAL FACILITY RESPONSE</b>		<b>REFERENCE NO.</b> <b>S-196</b>	
<b>PRIMARY DEPARTMENT</b> FIRE	<b>UNIT OF SERVICE</b> RESPONSE	<b>SERVICE RECIPIENT</b>	
<b>DESCRIPTION OF SERVICE</b>  Providing a medical aid response to a medical facility.			
<b>CURRENT FEE STRUCTURE</b>  \$289 per incident			
<b><u>REVENUE AND COST COMPARISON</u></b>			
<b>UNIT REVENUE:</b>	<b>\$289.00</b>	<b>TOTAL REVENUE:</b>	<b>\$289</b>
<b>UNIT COST:</b>	<b>\$266.00</b>	<b>TOTAL COST:</b>	<b>\$266</b>
<b>UNIT PROFIT (SUBSIDY):</b>	<b>\$23.00</b>	<b>TOTAL PROFIT (SUBSIDY):</b>	<b>\$23</b>
<b>TOTAL UNITS:</b>	<b>1</b>	<b>PCT. COST RECOVERY:</b>	<b>108.65%</b>
<b>SUGGESTED FEE FOR COST RECOVERY OF: 100%</b>  \$289 per incident			



**CITY OF WEST COVINA  
COST DETAIL WORKSHEET  
FY 2022-23**

<b>SERVICE</b> <b>EMS MEDICAL FACILITY RESPONSE</b>					<b>REFERENCE NO.</b> <b>S-196</b>		
<b>NOTE</b> Unit Costs are an Average of Total Units					<b>TOTAL UNITS</b> <b>1</b>		
<u>DEPARTMENT</u>	<u>POSITION</u>	<u>TYPE</u>	<u>UNIT TIME</u>	<u>UNIT COST</u>	<u>ANN. UNITS</u>	<u>TOTAL COST</u>	
FIRE	FIREFIGHTER		0.50	\$34.28	1	\$34	
FIRE	FIRE CAPTAIN		0.51	\$55.76	1	\$56	
FIRE	FIRE ENGINEER		0.51	\$47.63	1	\$48	
FIRE	FIREFIGHTER/PARAMEDIC	45 Min Of 2	1.51	\$128.11	1	\$128	
<b>TYPE SUBTOTAL</b>			<b>3.03</b>	<b>\$265.78</b>		<b>\$266</b>	
<b>TOTALS</b>			<b>3.03</b>	<b>\$266.00</b>		<b>\$266</b>	

**CITY OF WEST COVINA  
REVENUE AND COST SUMMARY WORKSHEET  
FY 2022-23**

<b>SERVICE</b> <b>FIRE FALSE ALARM RESPONSE</b>		<b>REFERENCE NO.</b> <b>S-197</b>	
<b>PRIMARY DEPARTMENT</b> FIRE	<b>UNIT OF SERVICE</b> RESPONSE	<b>SERVICE RECIPIENT</b>	
<b>DESCRIPTION OF SERVICE</b>  Response to false fire alarms or nuisance fire alarms.			
<b>CURRENT FEE STRUCTURE</b>  First Response - Registered - \$100 Non-Registered - \$200 Second Response - Registered - \$150 Non-Registered - \$250 Third Response - Registered - \$250 Non-Registered - \$350 Fourth Response - Registered - \$350 Non-Registered - \$450 Fifth Response - Registered - \$450 Non-Registered - \$550 Sixth and Subsequent Responses - Registered - \$550 Non-Registered - \$650  Fees are waived for schools			
<b>REVENUE AND COST COMPARISON</b>			
<b>UNIT REVENUE:</b>	<b>\$0.00</b>	<b>TOTAL REVENUE:</b>	<b>\$0</b>
<b>UNIT COST:</b>	<b>\$135.65</b>	<b>TOTAL COST:</b>	<b>\$32,827</b>
<b>UNIT PROFIT (SUBSIDY):</b>	<b>\$(135.65)</b>	<b>TOTAL PROFIT (SUBSIDY):</b>	<b>\$(32,827)</b>
<b>TOTAL UNITS:</b>	<b>242</b>	<b>PCT. COST RECOVERY:</b>	<b>0.00%</b>
<b>SUGGESTED FEE FOR COST RECOVERY OF: 100%</b>  First Response - Registered - \$150 Non-Registered - \$250 Second Response - Registered - \$200 Non-Registered - \$300 Third Response - Registered - \$300 Non-Registered - \$400 Fourth Response - Registered - \$400 Non-Registered - \$500 Fifth Response - Registered - \$500 Non-Registered - \$600 Sixth and Subsequent Responses - Registered - \$600 Non-Registered - \$700  Fees are waived for schools			

**CITY OF WEST COVINA  
COST DETAIL WORKSHEET  
FY 2022-23**

<b>SERVICE</b> <b>FIRE FALSE ALARM RESPONSE</b>					<b>REFERENCE NO.</b> <b>S-197</b>		
<b>NOTE</b> Unit Costs are an Average of Total Units					<b>TOTAL UNITS</b> <b>242</b>		
<u>DEPARTMENT</u>	<u>POSITION</u>	<u>TYPE</u>	<u>UNIT TIME</u>	<u>UNIT COST</u>	<u>ANN. UNITS</u>	<u>TOTAL COST</u>	
FIRE	FIREFIGHTER		0.50	\$34.28	242	\$8,296	
FIRE	FIRE CAPTAIN		0.50	\$54.67	242	\$13,230	
FIRE	FIRE ENGINEER		0.50	\$46.70	242	\$11,301	
<b>TYPE SUBTOTAL</b>			<b>1.50</b>	<b>\$135.65</b>		<b>\$32,827</b>	
<b>TOTALS</b>			<b>1.50</b>	<b>\$135.65</b>		<b>\$32,827</b>	

**CITY OF WEST COVINA  
REVENUE AND COST SUMMARY WORKSHEET  
FY 2022-23**

<b>SERVICE</b> <b>FIRE &amp; POLICE ALARM REG./RENEWAL</b>		<b>REFERENCE NO.</b> <b>S-198</b>	
<b>PRIMARY DEPARTMENT</b> FIRE	<b>UNIT OF SERVICE</b> PERMIT	<b>SERVICE RECIPIENT</b>	
<b>DESCRIPTION OF SERVICE</b>  Processing and management of the contact information for fire and police alarms within the City.			
<b>CURRENT FEE STRUCTURE</b>  Registration and Renewal - \$25 per permit Appeal - \$25 per request Reconnection - \$25 per connection Late Charge - \$25 Failure to Comply, Be Continuously Monitored, or To Participate - \$25			
<b><u>REVENUE AND COST COMPARISON</u></b>			
<b>UNIT REVENUE:</b>	<b>\$0.00</b>	<b>TOTAL REVENUE:</b>	<b>\$0</b>
<b>UNIT COST:</b>	<b>\$30.24</b>	<b>TOTAL COST:</b>	<b>\$45,359</b>
<b>UNIT PROFIT (SUBSIDY):</b>	<b>\$(30.24)</b>	<b>TOTAL PROFIT (SUBSIDY):</b>	<b>\$(45,359)</b>
<b>TOTAL UNITS:</b>	<b>1,500</b>	<b>PCT. COST RECOVERY:</b>	<b>0.00%</b>
<b>SUGGESTED FEE FOR COST RECOVERY OF: 100%</b>  New - \$55 per permit Renewal - \$30 per permit Late Charge - \$25 per 3 months late			

**CITY OF WEST COVINA  
COST DETAIL WORKSHEET  
FY 2022-23**

<b>SERVICE</b> <b>FIRE &amp; POLICE ALARM REG./RENEWAL</b>					<b>REFERENCE NO.</b> <b>S-198</b>		
<b>NOTE</b> Unit Costs are an Average of Total Units					<b>TOTAL UNITS</b> <b>1,500</b>		
<u>DEPARTMENT</u>	<u>POSITION</u>	<u>TYPE</u>	<u>UNIT TIME</u>	<u>UNIT COST</u>	<u>ANN. UNITS</u>	<u>TOTAL COST</u>	
FIRE	ADMIN AIDE	New	1.00	\$56.69	100	\$5,669	
<b>TYPE SUBTOTAL</b>			<b>1.00</b>	<b>\$56.69</b>		<b>\$5,669</b>	
FIRE	ADMIN AIDE	Renewal	0.50	\$28.35	1,400	\$39,690	
<b>TYPE SUBTOTAL</b>			<b>0.50</b>	<b>\$28.35</b>		<b>\$39,690</b>	
<b>TOTALS</b>			<b>1.50</b>	<b>\$30.24</b>		<b>\$45,359</b>	

**CITY OF WEST COVINA  
REVENUE AND COST SUMMARY WORKSHEET  
FY 2022-23**

<b>SERVICE</b> DUI ACCIDENT FIRE RESPONSE		<b>REFERENCE NO.</b> S-199	
<b>PRIMARY DEPARTMENT</b> FIRE	<b>UNIT OF SERVICE</b> RESPONSE	<b>SERVICE RECIPIENT</b>	
<b>DESCRIPTION OF SERVICE</b>  Response to an emergency incident related to a driver who was under the influence.			
<b>CURRENT FEE STRUCTURE</b>  Actual Costs			
<b><u>REVENUE AND COST COMPARISON</u></b>			
<b>UNIT REVENUE:</b>	<b>\$0.00</b>	<b>TOTAL REVENUE:</b>	<b>\$0</b>
<b>UNIT COST:</b>	<b>\$0.00</b>	<b>TOTAL COST:</b>	<b>\$0</b>
<b>UNIT PROFIT (SUBSIDY):</b>	<b>\$0.00</b>	<b>TOTAL PROFIT (SUBSIDY):</b>	<b>\$0</b>
<b>TOTAL UNITS:</b>	<b>1</b>	<b>PCT. COST RECOVERY:</b>	<b>0.00%</b>
<b>SUGGESTED FEE FOR COST RECOVERY OF: 100%</b>			
Charge the fully allocated hourly rates for all responding personnel up to a State-set maximum of \$12,000			

June 27, 2023

**CITY OF WEST COVINA  
COST DETAIL WORKSHEET  
FY 2022-23**

<b>SERVICE</b> <b>DUI ACCIDENT FIRE RESPONSE</b>					<b>REFERENCE NO.</b> <b>S-199</b>		
<b>NOTE</b> Unit Costs are an Average of Total Units					<b>TOTAL UNITS</b> <b>1</b>		
<u>DEPARTMENT</u>	<u>POSITION</u>	<u>TYPE</u>	<u>UNIT TIME</u>	<u>UNIT COST</u>	<u>ANN. UNITS</u>	<u>TOTAL COST</u>	
			0.00	\$0.00	0	\$0	
		<b>TYPE SUBTOTAL</b>	<b>0.00</b>	<b>\$0.00</b>		<b>\$0</b>	
		<b>TOTALS</b>	<b>0.00</b>	<b>\$0.00</b>		<b>\$0</b>	

**CITY OF WEST COVINA  
REVENUE AND COST SUMMARY WORKSHEET  
FY 2022-23**

<b>SERVICE</b> <b>HAZARDOUS MATERIAL SPILL RESPONSE</b>		<b>REFERENCE NO.</b> <b>S-200</b>	
<b>PRIMARY DEPARTMENT</b> FIRE	<b>UNIT OF SERVICE</b> RESPONSE	<b>SERVICE RECIPIENT</b>	
<b>DESCRIPTION OF SERVICE</b>  Response to a hazardous material spill			
<b>CURRENT FEE STRUCTURE</b>  Actual Costs			
<b><u>REVENUE AND COST COMPARISON</u></b>			
<b>UNIT REVENUE:</b>	<b>\$0.00</b>	<b>TOTAL REVENUE:</b>	<b>\$0</b>
<b>UNIT COST:</b>	<b>\$0.00</b>	<b>TOTAL COST:</b>	<b>\$0</b>
<b>UNIT PROFIT (SUBSIDY):</b>	<b>\$0.00</b>	<b>TOTAL PROFIT (SUBSIDY):</b>	<b>\$0</b>
<b>TOTAL UNITS:</b>	<b>1</b>	<b>PCT. COST RECOVERY:</b>	<b>0.00%</b>
<b>SUGGESTED FEE FOR COST RECOVERY OF: 100%</b>			
Level 1 Basic - \$999 per hour Level 2 Intermediate - \$3,397 per hour Level 3 Advanced - \$7,953 per hour Includes 3 hours on scene  Each additional hour - \$381			

June 27, 2023



**CITY OF WEST COVINA  
COST DETAIL WORKSHEET  
FY 2022-23**

<b>SERVICE</b> <b>HAZARDOUS MATERIAL SPILL RESPONSE</b>					<b>REFERENCE NO.</b> <b>S-200</b>		
<b>NOTE</b> Unit Costs are an Average of Total Units					<b>TOTAL UNITS</b> <b>1</b>		
<u>DEPARTMENT</u>	<u>POSITION</u>	<u>TYPE</u>	<u>UNIT TIME</u>	<u>UNIT COST</u>	<u>ANN. UNITS</u>	<u>TOTAL COST</u>	
			0.00	\$0.00	0	\$0	
		<b>TYPE SUBTOTAL</b>	<b>0.00</b>	<b>\$0.00</b>		<b>\$0</b>	
		<b>TOTALS</b>	<b>0.00</b>	<b>\$0.00</b>		<b>\$0</b>	

**CITY OF WEST COVINA  
REVENUE AND COST SUMMARY WORKSHEET  
FY 2022-23**

<b>SERVICE</b> <b>FIRE INCIDENT RESPONSE</b>		<b>REFERENCE NO.</b> <b>S-201</b>	
<b>PRIMARY DEPARTMENT</b> FIRE	<b>UNIT OF SERVICE</b> RESPONSE	<b>SERVICE RECIPIENT</b>	
<b>DESCRIPTION OF SERVICE</b>  Response to a Fire Department incident.			
<b>CURRENT FEE STRUCTURE</b>  Actual Costs			
<b><u>REVENUE AND COST COMPARISON</u></b>			
<b>UNIT REVENUE:</b>	<b>\$0.00</b>	<b>TOTAL REVENUE:</b>	<b>\$0</b>
<b>UNIT COST:</b>	<b>\$0.00</b>	<b>TOTAL COST:</b>	<b>\$0</b>
<b>UNIT PROFIT (SUBSIDY):</b>	<b>\$0.00</b>	<b>TOTAL PROFIT (SUBSIDY):</b>	<b>\$0</b>
<b>TOTAL UNITS:</b>	<b>1</b>	<b>PCT. COST RECOVERY:</b>	<b>0.00%</b>
<b>SUGGESTED FEE FOR COST RECOVERY OF: 100%</b>			
<p>Motor Vehicle Accidents - \$818 per hour  Extrication - \$1,757 per hour    Creating Landing Zone - \$537 per hour  Water/Back Country Wilderness Rescue:  Level 1 Basic - \$528 per hour  Level 2 Intermediate - \$1,077 per hour  Level 3 Advanced - \$2,665 per hour  Plus \$66 per hour per rescuer and \$134 per hour per HazMat Member  Chief Officer Response - \$337 per hour  Fires, Illegal Fires, Special Rescue or Response, Additional Time on Scene - per units assigned per type of resource</p>			

June 27, 2023

**CITY OF WEST COVINA  
COST DETAIL WORKSHEET  
FY 2022-23**

<b>SERVICE</b> <b>FIRE INCIDENT RESPONSE</b>					<b>REFERENCE NO.</b> <b>S-201</b>		
<b>NOTE</b> Unit Costs are an Average of Total Units					<b>TOTAL UNITS</b> <b>1</b>		
<u>DEPARTMENT</u>	<u>POSITION</u>	<u>TYPE</u>	<u>UNIT TIME</u>	<u>UNIT COST</u>	<u>ANN. UNITS</u>	<u>TOTAL COST</u>	
			0.00	\$0.00	0	\$0	
		<b>TYPE SUBTOTAL</b>	<b>0.00</b>	<b>\$0.00</b>		<b>\$0</b>	
<b>TOTALS</b>			<b>0.00</b>	<b>\$0.00</b>		<b>\$0</b>	

**CITY OF WEST COVINA  
REVENUE AND COST SUMMARY WORKSHEET  
FY 2022-23**

<b>SERVICE</b> <b>FIRE STANDBY</b>		<b>REFERENCE NO.</b> <b>S-202</b>	
<b>PRIMARY DEPARTMENT</b> FIRE	<b>UNIT OF SERVICE</b> HOUR	<b>SERVICE RECIPIENT</b>	
<b>DESCRIPTION OF SERVICE</b>  Providing fire personnel standby services where it is determined that it is needed for public safety reasons.			
<b>CURRENT FEE STRUCTURE</b>  Fire Chief - \$352 per hour Assistant Fire Chief - \$181 per hour Engine Company - \$491 per hour Truck Company (3 person) - \$491 per hour Paramedic (2 person) - \$327 per hour Fire Prevention - \$271 per hour			
<b><u>REVENUE AND COST COMPARISON</u></b>			
<b>UNIT REVENUE:</b>	<b>\$0.00</b>	<b>TOTAL REVENUE:</b>	<b>\$0</b>
<b>UNIT COST:</b>	<b>\$0.00</b>	<b>TOTAL COST:</b>	<b>\$0</b>
<b>UNIT PROFIT (SUBSIDY):</b>	<b>\$0.00</b>	<b>TOTAL PROFIT (SUBSIDY):</b>	<b>\$0</b>
<b>TOTAL UNITS:</b>	<b>1</b>	<b>PCT. COST RECOVERY:</b>	<b>0.00%</b>
<b>SUGGESTED FEE FOR COST RECOVERY OF: 100%</b>  Charge the fully allocated hourly rates for all personnel involved.			

**CITY OF WEST COVINA  
COST DETAIL WORKSHEET  
FY 2022-23**

<b>SERVICE</b> <b>FIRE STANDBY</b>				<b>REFERENCE NO.</b> <b>S-202</b>		
<b>NOTE</b> Unit Costs are an Average of Total Units				<b>TOTAL UNITS</b> <b>1</b>		
<u>DEPARTMENT</u>	<u>POSITION</u>	<u>TYPE</u>	<u>UNIT TIME</u>	<u>UNIT COST</u>	<u>ANN. UNITS</u>	<u>TOTAL COST</u>
FIRE	FIRE ENGINEER	Hourly	0.00	\$0.00	1	\$0
<b>TYPE SUBTOTAL</b>			<b>0.00</b>	<b>\$0.00</b>		<b>\$0</b>
<b>TOTALS</b>			<b>0.00</b>	<b>\$0.00</b>		<b>\$0</b>

**CITY OF WEST COVINA  
REVENUE AND COST SUMMARY WORKSHEET  
FY 2022-23**

<b>SERVICE</b> <b>FIRE INVESTIGATION</b>		<b>REFERENCE NO.</b> <b>S-203</b>	
<b>PRIMARY DEPARTMENT</b> FIRE	<b>UNIT OF SERVICE</b> HOUR	<b>SERVICE RECIPIENT</b>	
<b>DESCRIPTION OF SERVICE</b> Providing fire investigation services.			
<b>CURRENT FEE STRUCTURE</b> \$308 per hour			
<b><u>REVENUE AND COST COMPARISON</u></b>			
<b>UNIT REVENUE:</b>	<b>\$0.00</b>	<b>TOTAL REVENUE:</b>	<b>\$0</b>
<b>UNIT COST:</b>	<b>\$0.00</b>	<b>TOTAL COST:</b>	<b>\$0</b>
<b>UNIT PROFIT (SUBSIDY):</b>	<b>\$0.00</b>	<b>TOTAL PROFIT (SUBSIDY):</b>	<b>\$0</b>
<b>TOTAL UNITS:</b>	<b>1</b>	<b>PCT. COST RECOVERY:</b>	<b>0.00%</b>
<b>SUGGESTED FEE FOR COST RECOVERY OF: 100%</b> \$308 per hour			

**CITY OF WEST COVINA  
COST DETAIL WORKSHEET  
FY 2022-23**

<b>SERVICE</b> <b>FIRE INVESTIGATION</b>				<b>REFERENCE NO.</b> <b>S-203</b>		
<b>NOTE</b> Unit Costs are an Average of Total Units				<b>TOTAL UNITS</b> <b>1</b>		
<u>DEPARTMENT</u>	<u>POSITION</u>	<u>TYPE</u>	<u>UNIT TIME</u>	<u>UNIT COST</u>	<u>ANN. UNITS</u>	<u>TOTAL COST</u>
FIRE PREVENTION	FIRE PROTECT SPEC	Hourly	0.00	\$0.00	1	\$0
		<b>TYPE SUBTOTAL</b>	<b>0.00</b>	<b>\$0.00</b>		<b>\$0</b>
<b>TOTALS</b>			<b>0.00</b>	<b>\$0.00</b>		<b>\$0</b>

**CITY OF WEST COVINA  
REVENUE AND COST SUMMARY WORKSHEET  
FY 2022-23**

<b>SERVICE</b> <b>FIRE REPORT COPY</b>		<b>REFERENCE NO.</b> <b>S-204</b>	
<b>PRIMARY DEPARTMENT</b> FIRE	<b>UNIT OF SERVICE</b> COPY	<b>SERVICE RECIPIENT</b>	
<b>DESCRIPTION OF SERVICE</b>  Providing a copy of a Fire Department report on request.			
<b>CURRENT FEE STRUCTURE</b>  Emergency Medical Services Report - \$20 per report Fire Incident Report - \$20 per report			
<b><u>REVENUE AND COST COMPARISON</u></b>			
<b>UNIT REVENUE:</b>	<b>\$20.00</b>	<b>TOTAL REVENUE:</b>	<b>\$4,000</b>
<b>UNIT COST:</b>	<b>\$0.68</b>	<b>TOTAL COST:</b>	<b>\$136</b>
<b>UNIT PROFIT (SUBSIDY):</b>	<b>\$19.32</b>	<b>TOTAL PROFIT (SUBSIDY):</b>	<b>\$3,864</b>
<b>TOTAL UNITS:</b>	<b>200</b>	<b>PCT. COST RECOVERY:</b>	<b>2,941.18%</b>
<b>SUGGESTED FEE FOR COST RECOVERY OF: 50%</b>			
The is fee is limited by the Public Records Act:			
Black and White - \$0.30 per copy			
Color - \$0.60 per copy			
Or the full cost to the extent allowed by the Public Records Act			
Record Creation - charge the fully allocated hourly rates for all personnel involved plus outside costs and attorney fees.			



**CITY OF WEST COVINA  
COST DETAIL WORKSHEET  
FY 2022-23**

<b>SERVICE</b> <b>FIRE REPORT COPY</b>					<b>REFERENCE NO.</b> <b>S-204</b>		
<b>NOTE</b> Unit Costs are an Average of Total Units					<b>TOTAL UNITS</b> <b>200</b>		
<u>DEPARTMENT</u>	<u>POSITION</u>	<u>TYPE</u>	<u>UNIT TIME</u>	<u>UNIT COST</u>	<u>ANN. UNITS</u>	<u>TOTAL COST</u>	
FIRE	SR ADMIN ASST		0.01	\$0.68	200	\$136	
		<b>TYPE SUBTOTAL</b>	<b>0.01</b>	<b>\$0.68</b>		<b>\$136</b>	
<b>TOTALS</b>			<b>0.01</b>	<b>\$0.68</b>		<b>\$136</b>	

**CITY OF WEST COVINA  
REVENUE AND COST SUMMARY WORKSHEET  
FY 2022-23**

<b>SERVICE</b> <b>CODE ENFORCEMENT INSPECTION</b>		<b>REFERENCE NO.</b> <b>S-205</b>	
<b>PRIMARY DEPARTMENT</b> CODE ENFORCEMENT	<b>UNIT OF SERVICE</b> INSPECTION	<b>SERVICE RECIPIENT</b>	
<b>DESCRIPTION OF SERVICE</b>  Inspection of code enforcement violations that are not resolved by the property owner.			
<b>CURRENT FEE STRUCTURE</b>  None			
<b><u>REVENUE AND COST COMPARISON</u></b>			
<b>UNIT REVENUE:</b>	<b>\$0.00</b>	<b>TOTAL REVENUE:</b>	<b>\$0</b>
<b>UNIT COST:</b>	<b>\$77.15</b>	<b>TOTAL COST:</b>	<b>\$23,145</b>
<b>UNIT PROFIT (SUBSIDY):</b>	<b>\$(77.15)</b>	<b>TOTAL PROFIT (SUBSIDY):</b>	<b>\$(23,145)</b>
<b>TOTAL UNITS:</b>	<b>300</b>	<b>PCT. COST RECOVERY:</b>	<b>0.00%</b>
<b>SUGGESTED FEE FOR COST RECOVERY OF: 100%</b>  \$75 per inspection			

**CITY OF WEST COVINA  
COST DETAIL WORKSHEET  
FY 2022-23**

<b>SERVICE</b> <b>CODE ENFORCEMENT INSPECTION</b>				<b>REFERENCE NO.</b> <b>S-205</b>		
<b>NOTE</b> Unit Costs are an Average of Total Units				<b>TOTAL UNITS</b> <b>300</b>		
<u>DEPARTMENT</u>	<u>POSITION</u>	<u>TYPE</u>	<u>UNIT TIME</u>	<u>UNIT COST</u>	<u>ANN. UNITS</u>	<u>TOTAL COST</u>
CODE ENFORCEMENT	CODE ENFORCE OFFICER		1.00	\$77.15	300	\$23,145
		TYPE SUBTOTAL	1.00	\$77.15		\$23,145
		TOTALS	1.00	\$77.15		\$23,145

**CITY OF WEST COVINA  
REVENUE AND COST SUMMARY WORKSHEET  
FY 2022-23**

<b>SERVICE</b> <b>INSPECTION WARRANT</b>		<b>REFERENCE NO.</b> <b>S-206</b>	
<b>PRIMARY DEPARTMENT</b> CODE ENFORCEMENT	<b>UNIT OF SERVICE</b> WARRANT	<b>SERVICE RECIPIENT</b>	
<b>DESCRIPTION OF SERVICE</b>  Processing an inspection warrant to ask the Court to be able to access a property to perform a Code Enforcement inspection.			
<b>CURRENT FEE STRUCTURE</b>  None			
<b><u>REVENUE AND COST COMPARISON</u></b>			
<b>UNIT REVENUE:</b>	<b>\$0.00</b>	<b>TOTAL REVENUE:</b>	<b>\$0</b>
<b>UNIT COST:</b>	<b>\$1,674.25</b>	<b>TOTAL COST:</b>	<b>\$20,091</b>
<b>UNIT PROFIT (SUBSIDY):</b>	<b>\$(1,674.25)</b>	<b>TOTAL PROFIT (SUBSIDY):</b>	<b>\$(20,091)</b>
<b>TOTAL UNITS:</b>	<b>12</b>	<b>PCT. COST RECOVERY:</b>	<b>0.00%</b>
<b>SUGGESTED FEE FOR COST RECOVERY OF: 100%</b>  \$1,675 per warrant plus City Attorney costs			

**CITY OF WEST COVINA  
COST DETAIL WORKSHEET  
FY 2022-23**

<b>SERVICE</b> <b>INSPECTION WARRANT</b>				<b>REFERENCE NO.</b> <b>S-206</b>			
<b>NOTE</b> Unit Costs are an Average of Total Units				<b>TOTAL UNITS</b> <b>12</b>			
<u>DEPARTMENT</u>	<u>POSITION</u>	<u>TYPE</u>	<u>UNIT TIME</u>	<u>UNIT COST</u>	<u>ANN. UNITS</u>	<u>TOTAL COST</u>	
CODE ENFORCEMENT	CODE ENF MGR		6.00	\$981.06	12	\$11,773	
CODE ENFORCEMENT	CODE ENFORCE OFFICER		2.00	\$154.17	12	\$1,850	
CODE ENFORCEMENT	CODE ENF SUPV		6.00	\$538.98	12	\$6,468	
		<b>TYPE SUBTOTAL</b>	<b>14.00</b>	<b>\$1,674.21</b>		<b>\$20,091</b>	
<b>TOTALS</b>			<b>14.00</b>	<b>\$1,674.25</b>		<b>\$20,091</b>	

**CITY OF WEST COVINA  
REVENUE AND COST SUMMARY WORKSHEET  
FY 2022-23**

<b>SERVICE</b> <b>ABATEMENT WARRANT</b>		<b>REFERENCE NO.</b> <b>S-207</b>	
<b>PRIMARY DEPARTMENT</b> CODE ENFORCEMENT	<b>UNIT OF SERVICE</b> WARRANT	<b>SERVICE RECIPIENT</b>	
<b>DESCRIPTION OF SERVICE</b>  Processing an inspection warrant to ask the Court to be able to access a property to abate the unsafe conditions on a property.			
<b>CURRENT FEE STRUCTURE</b>  None			
<b><u>REVENUE AND COST COMPARISON</u></b>			
<b>UNIT REVENUE:</b>	<b>\$0.00</b>	<b>TOTAL REVENUE:</b>	<b>\$0</b>
<b>UNIT COST:</b>	<b>\$1,674.40</b>	<b>TOTAL COST:</b>	<b>\$33,488</b>
<b>UNIT PROFIT (SUBSIDY):</b>	<b>\$(1,674.40)</b>	<b>TOTAL PROFIT (SUBSIDY):</b>	<b>\$(33,488)</b>
<b>TOTAL UNITS:</b>	<b>20</b>	<b>PCT. COST RECOVERY:</b>	<b>0.00%</b>
<b>SUGGESTED FEE FOR COST RECOVERY OF: 100%</b>  \$1,675 per warrant plus City Attorney costs			

**CITY OF WEST COVINA  
COST DETAIL WORKSHEET  
FY 2022-23**

<b>SERVICE</b> <b>ABATEMENT WARRANT</b>					<b>REFERENCE NO.</b> <b>S-207</b>		
<b>NOTE</b> Unit Costs are an Average of Total Units					<b>TOTAL UNITS</b> <b>20</b>		
<u>DEPARTMENT</u>	<u>POSITION</u>	<u>TYPE</u>	<u>UNIT TIME</u>	<u>UNIT COST</u>	<u>ANN. UNITS</u>	<u>TOTAL COST</u>	
CODE ENFORCEMENT	CODE ENF MGR		6.00	\$981.06	20	\$19,621	
CODE ENFORCEMENT	CODE ENFORCE OFFICER		2.00	\$154.34	20	\$3,087	
CODE ENFORCEMENT	CODE ENF SUPV		6.00	\$538.98	20	\$10,780	
		<b>TYPE SUBTOTAL</b>	<b>14.00</b>	<b>\$1,674.38</b>		<b>\$33,488</b>	
<b>TOTALS</b>			<b>14.00</b>	<b>\$1,674.40</b>		<b>\$33,488</b>	

**CITY OF WEST COVINA  
REVENUE AND COST SUMMARY WORKSHEET  
FY 2022-23**

<b>SERVICE</b> <b>CODE ENFORCEMENT LIEN SET-UP</b>		<b>REFERENCE NO.</b> <b>S-208</b>	
<b>PRIMARY DEPARTMENT</b> CODE ENFORCEMENT	<b>UNIT OF SERVICE</b> LIEN	<b>SERVICE RECIPIENT</b>	
<b>DESCRIPTION OF SERVICE</b>  Processing a lien on a property due to non-payment of Code Enforcement fees or fines.			
<b>CURRENT FEE STRUCTURE</b>  None			
<b><u>REVENUE AND COST COMPARISON</u></b>			
<b>UNIT REVENUE:</b>	<b>\$0.00</b>	<b>TOTAL REVENUE:</b>	<b>\$0</b>
<b>UNIT COST:</b>	<b>\$493.98</b>	<b>TOTAL COST:</b>	<b>\$24,699</b>
<b>UNIT PROFIT (SUBSIDY):</b>	<b>\$(493.98)</b>	<b>TOTAL PROFIT (SUBSIDY):</b>	<b>\$(24,699)</b>
<b>TOTAL UNITS:</b>	<b>50</b>	<b>PCT. COST RECOVERY:</b>	<b>0.00%</b>
<b>SUGGESTED FEE FOR COST RECOVERY OF: 100%</b>  \$495 per lien			



**CITY OF WEST COVINA  
COST DETAIL WORKSHEET  
FY 2022-23**

<b>SERVICE</b> <b>CODE ENFORCEMENT LIEN SET-UP</b>				<b>REFERENCE NO.</b> <b>S-208</b>			
<b>NOTE</b> Unit Costs are an Average of Total Units				<b>TOTAL UNITS</b> <b>50</b>			
<u>DEPARTMENT</u>	<u>POSITION</u>	<u>TYPE</u>	<u>UNIT TIME</u>	<u>UNIT COST</u>	<u>ANN. UNITS</u>	<u>TOTAL COST</u>	
CODE ENFORCEMENT	CODE ENF MGR		2.00	\$327.02	50	\$16,351	
CODE ENFORCEMENT	CODE ENFORCE OFFICER		1.00	\$77.13	50	\$3,857	
CODE ENFORCEMENT	CODE ENF SUPV		1.00	\$89.83	50	\$4,492	
		<b>TYPE SUBTOTAL</b>	<b>4.00</b>	<b>\$493.98</b>		<b>\$24,699</b>	
<b>TOTALS</b>			<b>4.00</b>	<b>\$493.98</b>		<b>\$24,699</b>	

**CITY OF WEST COVINA  
REVENUE AND COST SUMMARY WORKSHEET  
FY 2022-23**

<b>SERVICE</b> <b>CODE ENFORCEMENT LIEN RELEASE</b>		<b>REFERENCE NO.</b> <b>S-209</b>	
<b>PRIMARY DEPARTMENT</b> CODE ENFORCEMENT	<b>UNIT OF SERVICE</b> LIEN	<b>SERVICE RECIPIENT</b>	
<b>DESCRIPTION OF SERVICE</b>  Release of a lien on a property due to payment of Code Enforcement fees or fines.			
<b>CURRENT FEE STRUCTURE</b>  None			
<b>REVENUE AND COST COMPARISON</b>			
<b>UNIT REVENUE:</b>	<b>\$0.00</b>	<b>TOTAL REVENUE:</b>	<b>\$0</b>
<b>UNIT COST:</b>	<b>\$420.20</b>	<b>TOTAL COST:</b>	<b>\$4,202</b>
<b>UNIT PROFIT (SUBSIDY):</b>	<b>\$(420.20)</b>	<b>TOTAL PROFIT (SUBSIDY):</b>	<b>\$(4,202)</b>
<b>TOTAL UNITS:</b>	<b>10</b>	<b>PCT. COST RECOVERY:</b>	<b>0.00%</b>
<b>SUGGESTED FEE FOR COST RECOVERY OF: 100%</b>  \$420 per lien			

**CITY OF WEST COVINA  
COST DETAIL WORKSHEET  
FY 2022-23**

<b>SERVICE</b> <b>CODE ENFORCEMENT LIEN RELEASE</b>				<b>REFERENCE NO.</b> <b>S-209</b>			
<b>NOTE</b> Unit Costs are an Average of Total Units				<b>TOTAL UNITS</b> <b>10</b>			
<u>DEPARTMENT</u>	<u>POSITION</u>	<u>TYPE</u>	<u>UNIT TIME</u>	<u>UNIT COST</u>	<u>ANN. UNITS</u>	<u>TOTAL COST</u>	
CODE ENFORCEMENT	CODE ENF MGR		1.00	\$163.51	10	\$1,635	
CODE ENFORCEMENT	CODE ENFORCE OFFICER		1.00	\$77.07	10	\$771	
CODE ENFORCEMENT	CODE ENF SUPV		2.00	\$179.66	10	\$1,797	
		<b>TYPE SUBTOTAL</b>	<b>4.00</b>	<b>\$420.24</b>		<b>\$4,202</b>	
<b>TOTALS</b>			<b>4.00</b>	<b>\$420.20</b>		<b>\$4,202</b>	

**CITY OF WEST COVINA  
REVENUE AND COST SUMMARY WORKSHEET  
FY 2022-23**

<b>SERVICE</b> <b>FORECLOSED PROPERTY REGISTRATION</b>		<b>REFERENCE NO.</b> <b>S-210</b>
<b>PRIMARY DEPARTMENT</b> CODE ENFORCEMENT	<b>UNIT OF SERVICE</b> HOUSE	<b>SERVICE RECIPIENT</b>
<b>DESCRIPTION OF SERVICE</b>  Processing the registration and inspection of abandoned houses.		
<b>CURRENT FEE STRUCTURE</b>  \$375 per property per year		
<b><u>REVENUE AND COST COMPARISON</u></b>		
<b>UNIT REVENUE:</b>	<b>\$0.00</b>	<b>TOTAL REVENUE:</b> <b>\$0</b>
<b>UNIT COST:</b>	<b>\$0.00</b>	<b>TOTAL COST:</b> <b>\$0</b>
<b>UNIT PROFIT (SUBSIDY):</b>	<b>\$0.00</b>	<b>TOTAL PROFIT (SUBSIDY):</b> <b>\$0</b>
<b>TOTAL UNITS:</b>	<b>0</b>	<b>PCT. COST RECOVERY:</b> <b>0.00%</b>
<b>SUGGESTED FEE FOR COST RECOVERY OF: 100%</b>		
This fee should be removed as the service is no longer provided.		

**CITY OF WEST COVINA  
COST DETAIL WORKSHEET  
FY 2022-23**

<b>SERVICE</b> <b>FORECLOSED PROPERTY REGISTRATION</b>					<b>REFERENCE NO.</b> <b>S-210</b>		
<b>NOTE</b> Unit Costs are an Average of Total Units					<b>TOTAL UNITS</b> <b>0</b>		
<u>DEPARTMENT</u>	<u>POSITION</u>	<u>TYPE</u>	<u>UNIT TIME</u>	<u>UNIT COST</u>	<u>ANN. UNITS</u>	<u>TOTAL COST</u>	
			0.00	\$0.00	0	\$0	
		<b>TYPE SUBTOTAL</b>	<b>0.00</b>	<b>\$0.00</b>		<b>\$0</b>	
		<b>TOTALS</b>	<b>0.00</b>	<b>\$0.00</b>		<b>\$0</b>	

**CITY OF WEST COVINA  
REVENUE AND COST SUMMARY WORKSHEET  
FY 2022-23**

<b>SERVICE</b> AFTER HOURS CODE ENFORCE CALL-OUT		<b>REFERENCE NO.</b> S-211	
<b>PRIMARY DEPARTMENT</b> CODE ENFORCEMENT	<b>UNIT OF SERVICE</b> HOUR	<b>SERVICE RECIPIENT</b>	
<b>DESCRIPTION OF SERVICE</b>  After-hours Code Enforcement call-out due to the conditions on a property.			
<b>CURRENT FEE STRUCTURE</b>  None			
<b><u>REVENUE AND COST COMPARISON</u></b>			
<b>UNIT REVENUE:</b>	<b>\$0.00</b>	<b>TOTAL REVENUE:</b>	<b>\$0</b>
<b>UNIT COST:</b>	<b>\$308.64</b>	<b>TOTAL COST:</b>	<b>\$7,716</b>
<b>UNIT PROFIT (SUBSIDY):</b>	<b>\$(308.64)</b>	<b>TOTAL PROFIT (SUBSIDY):</b>	<b>\$(7,716)</b>
<b>TOTAL UNITS:</b>	<b>25</b>	<b>PCT. COST RECOVERY:</b>	<b>0.00%</b>
<b>SUGGESTED FEE FOR COST RECOVERY OF: 100%</b>			
Charge the fully allocated hourly rates for all personnel involved with a four hour minimum			

**CITY OF WEST COVINA  
COST DETAIL WORKSHEET  
FY 2022-23**

<b>SERVICE</b> <b>AFTER HOURS CODE ENFORCE CALL-OUT</b>				<b>REFERENCE NO.</b> <b>S-211</b>		
<b>NOTE</b> Unit Costs are an Average of Total Units				<b>TOTAL UNITS</b> <b>25</b>		
<u>DEPARTMENT</u>	<u>POSITION</u>	<u>TYPE</u>	<u>UNIT TIME</u>	<u>UNIT COST</u>	<u>ANN. UNITS</u>	<u>TOTAL COST</u>
CODE ENFORCEMENT	CODE ENFORCE OFFICER		4.00	\$308.63	25	\$7,716
		<b>TYPE SUBTOTAL</b>	<b>4.00</b>	<b>\$308.63</b>		<b>\$7,716</b>
<b>TOTALS</b>			<b>4.00</b>	<b>\$308.64</b>		<b>\$7,716</b>

**CITY OF WEST COVINA  
REVENUE AND COST SUMMARY WORKSHEET  
FY 2022-23**

<b>SERVICE</b> <b>WEED ABATEMENT</b>		<b>REFERENCE NO.</b> <b>S-212</b>	
<b>PRIMARY DEPARTMENT</b> CODE ENFORCEMENT	<b>UNIT OF SERVICE</b> LOT	<b>SERVICE RECIPIENT</b>	
<b>DESCRIPTION OF SERVICE</b>  Review of weed abatement on private property.			
<b>CURRENT FEE STRUCTURE</b>  Actual cost of abatement plus 130% administrative fee			
<b><u>REVENUE AND COST COMPARISON</u></b>			
<b>UNIT REVENUE:</b>	<b>\$0.00</b>	<b>TOTAL REVENUE:</b>	<b>\$0</b>
<b>UNIT COST:</b>	<b>\$0.00</b>	<b>TOTAL COST:</b>	<b>\$0</b>
<b>UNIT PROFIT (SUBSIDY):</b>	<b>\$0.00</b>	<b>TOTAL PROFIT (SUBSIDY):</b>	<b>\$0</b>
<b>TOTAL UNITS:</b>	<b>1</b>	<b>PCT. COST RECOVERY:</b>	<b>0.00%</b>
<b>SUGGESTED FEE FOR COST RECOVERY OF: 100%</b>  Actual cost of abatement plus 130% administrative fee			



**CITY OF WEST COVINA  
COST DETAIL WORKSHEET  
FY 2022-23**

<b>SERVICE</b> <b>WEED ABATEMENT</b>				<b>REFERENCE NO.</b> <b>S-212</b>		
<b>NOTE</b> Unit Costs are an Average of Total Units				<b>TOTAL UNITS</b> <b>1</b>		
<u>DEPARTMENT</u>	<u>POSITION</u>	<u>TYPE</u>	<u>UNIT TIME</u>	<u>UNIT COST</u>	<u>ANN. UNITS</u>	<u>TOTAL COST</u>
			0.00	\$0.00	0	\$0
		<b>TYPE SUBTOTAL</b>	<b>0.00</b>	<b>\$0.00</b>		<b>\$0</b>
		<b>TOTALS</b>	<b>0.00</b>	<b>\$0.00</b>		<b>\$0</b>

**CITY OF WEST COVINA  
REVENUE AND COST SUMMARY WORKSHEET  
FY 2022-23**

<b>SERVICE</b> <b>MUNICIPAL CODE ENFORCEMENT</b>		<b>REFERENCE NO.</b> <b>S-213</b>	
<b>PRIMARY DEPARTMENT</b> CODE ENFORCEMENT	<b>UNIT OF SERVICE</b> N/A	<b>SERVICE RECIPIENT</b>	
<b>DESCRIPTION OF SERVICE</b>  Enforcement of Municipal Code violations.			
<b>CURRENT FEE STRUCTURE</b>  First Citation - \$100 Second Citation (within one year) - \$200 Third Citation (within one year) - \$500  Late Payment Penalty - additional 10%  Plus additional citations for other items.			
<b>REVENUE AND COST COMPARISON</b>			
<b>UNIT REVENUE:</b>	<b>\$0.00</b>	<b>TOTAL REVENUE:</b>	<b>\$0</b>
<b>UNIT COST:</b>	<b>\$341.72</b>	<b>TOTAL COST:</b>	<b>\$832,430</b>
<b>UNIT PROFIT (SUBSIDY):</b>	<b>\$(341.72)</b>	<b>TOTAL PROFIT (SUBSIDY):</b>	<b>\$(832,430)</b>
<b>TOTAL UNITS:</b>	<b>2,436</b>	<b>PCT. COST RECOVERY:</b>	<b>0.00%</b>
<b>SUGGESTED FEE FOR COST RECOVERY OF: 100%</b>  First Citation - \$100 Second Citation (within one year) - \$200 Third Citation (within one year) - \$500  Late Payment Penalty - additional 10%  Plus additional citations for other items.			

**CITY OF WEST COVINA  
COST DETAIL WORKSHEET  
FY 2022-23**

<b>SERVICE</b> <b>MUNICIPAL CODE ENFORCEMENT</b>					<b>REFERENCE NO.</b> <b>S-213</b>		
<b>NOTE</b> Unit Costs are an Average of Total Units					<b>TOTAL UNITS</b> <b>2,436</b>		
<u>DEPARTMENT</u>	<u>POSITION</u>	<u>TYPE</u>	<u>UNIT TIME</u>	<u>UNIT COST</u>	<u>ANN. UNITS</u>	<u>TOTAL COST</u>	
CODE ENFORCEMENT	CODE ENFORCE OFFICER	Remainder Of Time	1.92	\$148.50	2,436	\$361,746	
CODE ENFORCEMENT	CODE ENF OFFICER - PT	80%	2.87	\$156.24	2,436	\$380,601	
CODE ENFORCEMENT	CODE ENF SUPV	Remainder Of Time	0.41	\$36.98	2,436	\$90,083	
<b>TYPE SUBTOTAL</b>			<b>5.21</b>	<b>\$341.72</b>		<b>\$832,430</b>	
<b>TOTALS</b>			<b>5.21</b>	<b>\$341.72</b>		<b>\$832,430</b>	

**CITY OF WEST COVINA  
REVENUE AND COST SUMMARY WORKSHEET  
FY 2022-23**

<b>SERVICE</b> <b>BUILDING CODE ENFORCEMENT</b>		<b>REFERENCE NO.</b> <b>S-214</b>	
<b>PRIMARY DEPARTMENT</b> CODE ENFORCEMENT	<b>UNIT OF SERVICE</b> N/A	<b>SERVICE RECIPIENT</b>	
<b>DESCRIPTION OF SERVICE</b>  Enforcement of Building Code violations.			
<b>CURRENT FEE STRUCTURE</b>  First Citation - \$130 Second Citation (within one year) - \$700 Third Citation (within one year) - \$1,300 Each Additional Commercial Citation (within two years) - \$2,500  Late Payment Penalty - additional 30%			
<b>REVENUE AND COST COMPARISON</b>			
<b>UNIT REVENUE:</b>	<b>\$99,190.00</b>	<b>TOTAL REVENUE:</b>	<b>\$99,190</b>
<b>UNIT COST:</b>	<b>\$224,458.00</b>	<b>TOTAL COST:</b>	<b>\$224,458</b>
<b>UNIT PROFIT (SUBSIDY):</b>	<b>\$(125,268.00)</b>	<b>TOTAL PROFIT (SUBSIDY):</b>	<b>\$(125,268)</b>
<b>TOTAL UNITS:</b>	<b>1</b>	<b>PCT. COST RECOVERY:</b>	<b>44.19%</b>
<b>SUGGESTED FEE FOR COST RECOVERY OF: 100%</b>  First Citation - \$130 Second Citation (within one year) - \$700 Third Citation (within one year) - \$1,300 Each Additional Commercial Citation (within two years) - \$2,500  Late Payment Penalty - additional 30%			

**CITY OF WEST COVINA  
COST DETAIL WORKSHEET  
FY 2022-23**

<b>SERVICE</b> <b>BUILDING CODE ENFORCEMENT</b>					<b>REFERENCE NO.</b> <b>S-214</b>		
<b>NOTE</b> Unit Costs are an Average of Total Units					<b>TOTAL UNITS</b> <b>1</b>		
<u>DEPARTMENT</u>	<u>POSITION</u>	<u>TYPE</u>	<u>UNIT TIME</u>	<u>UNIT COST</u>	<u>ANN. UNITS</u>	<u>TOTAL COST</u>	
CODE ENFORCEMENT	CODE ENFORCE OFFICER	20%	1,303.20	\$100,541.88	1	\$100,542	
CODE ENFORCEMENT	CODE ENF OFFICER - PT	20%	1,747.20	\$95,152.51	1	\$95,153	
CODE ENFORCEMENT	CODE ENF SUPV	20%	320.20	\$28,763.57	1	\$28,764	
<b>TYPE SUBTOTAL</b>			<b>3,370.60</b>	<b>\$224,457.96</b>		<b>\$224,458</b>	
<b>TOTALS</b>			<b>3,370.60</b>	<b>\$224,458.00</b>		<b>\$224,458</b>	

**CITY OF WEST COVINA  
REVENUE AND COST SUMMARY WORKSHEET  
FY 2022-23**

<b>SERVICE</b> <b>DAYCARE &amp; PRESCHOOL PROGRAMS</b>		<b>REFERENCE NO.</b> <b>S-215</b>	
<b>PRIMARY DEPARTMENT</b> COMMUNITY SERVICES	<b>UNIT OF SERVICE</b> N/A	<b>SERVICE RECIPIENT</b>	
<b>DESCRIPTION OF SERVICE</b>  Providing daycare and preschool programs to the community.			
<b>CURRENT FEE STRUCTURE</b>  Various fees			
<b>REVENUE AND COST COMPARISON</b>			
<b>UNIT REVENUE:</b>	<b>\$445,300.00</b>	<b>TOTAL REVENUE:</b>	<b>\$445,300</b>
<b>UNIT COST:</b>	<b>\$1,025,290.00</b>	<b>TOTAL COST:</b>	<b>\$1,025,290</b>
<b>UNIT PROFIT (SUBSIDY):</b>	<b>\$(579,990.00)</b>	<b>TOTAL PROFIT (SUBSIDY):</b>	<b>\$(579,990)</b>
<b>TOTAL UNITS:</b>	<b>1</b>	<b>PCT. COST RECOVERY:</b>	<b>43.43%</b>
<b>SUGGESTED FEE FOR COST RECOVERY OF: 100%</b>			
Recreation programs are recovering 52.6% of their direct costs, which include direct salaries and benefits and direct supplies and services. These costs are detailed in Appendix C of this Report.			

**CITY OF WEST COVINA  
COST DETAIL WORKSHEET  
FY 2022-23**

<b>SERVICE</b>				<b>REFERENCE NO.</b>			
<b>DAYCARE &amp; PRESCHOOL PROGRAMS</b>				<b>S-215</b>			
<b>NOTE</b>				<b>TOTAL UNITS</b>			
Unit Costs are an Average of Total Units				<b>1</b>			
<u>DEPARTMENT</u>	<u>POSITION</u>	<u>TYPE</u>	<u>UNIT TIME</u>	<u>UNIT COST</u>	<u>ANN. UNITS</u>	<u>TOTAL COST</u>	
COMM SVCS ADMIN	DAY CARE DIR-PT		2,600.00	\$100,568.00	1	\$100,568	
COMM SVCS ADMIN	DAY CARE TEACHER-PT		1,200.00	\$42,936.00	1	\$42,936	
WESCOVE AFTERSCH.	COMM SVCS COORD	10%	162.90	\$15,470.61	1	\$15,471	
WESCOVE AFTERSCH.	DAY CARE TEACHER-PT		2,000.00	\$72,880.00	1	\$72,880	
WESCOVE AFTERSCH.	REC LEADER-PT		2,000.00	\$72,120.00	1	\$72,120	
WESCOVE AFTERSCH.		Contract/Elec/Suppl	0.00	\$17,100.00	1	\$17,100	
VINE AFTERSCHOOL	COMM SVCS COORD	10%	162.90	\$15,320.75	1	\$15,321	
VINE AFTERSCHOOL	REC LEADER-PT		3,800.00	\$135,584.00	1	\$135,584	
VINE AFTERSCHOOL		Contr/Util/Suppl	0.00	\$13,300.00	1	\$13,300	
VINE AFTERSCHOOL		Equipment	0.00	\$5,700.00	1	\$5,700	
ORANGWOOD AFTSC	DAY CARE DIR-PT		1,200.00	\$42,132.00	1	\$42,132	
ORANGWOOD AFTSC	DAY CARE TEACHER-PT		1,200.00	\$37,776.00	1	\$37,776	
ORANGWOOD AFTSC	REC LEADER-PT		3,000.00	\$103,170.00	1	\$103,170	
PALMVIEW PRESCH.	COMM SVCS COORD	5%	81.45	\$8,625.56	1	\$8,626	
PALMVIEW PRESCH.	DAY CARE TEACHER-PT		2,000.00	\$82,120.00	1	\$82,120	
PALMVIEW PRESCH.	REC LEADER-PT		5,000.00	\$203,200.00	1	\$203,200	
PALMVIEW PRESCH.		Contract/Supplies	0.00	\$8,300.00	1	\$8,300	
SHADOW OAK CC	COMM SVCS COORD	15%	244.37	\$31,140.07	1	\$31,140	
SPORTSPLEX	COMM SVCS COORD	10%	162.90	\$17,847.32	1	\$17,847	
<b>TYPE SUBTOTAL</b>			<b>24,814.52</b>	<b>\$1,025,290.31</b>		<b>\$1,025,290</b>	
<b>TOTALS</b>			<b>24,814.52</b>	<b>\$1,025,290.00</b>		<b>\$1,025,290</b>	

**CITY OF WEST COVINA  
REVENUE AND COST SUMMARY WORKSHEET  
FY 2022-23**

<b>SERVICE</b> <b>RECREATION CONTRACT CLASSES</b>		<b>REFERENCE NO.</b> <b>S-216</b>	
<b>PRIMARY DEPARTMENT</b> COMMUNITY SERVICES	<b>UNIT OF SERVICE</b> N/A	<b>SERVICE RECIPIENT</b>	
<b>DESCRIPTION OF SERVICE</b>  Providing contract recreation classes to the community.			
<b>CURRENT FEE STRUCTURE</b>  Various fees			
<b>REVENUE AND COST COMPARISON</b>			
<b>UNIT REVENUE:</b>	<b>\$195,200.00</b>	<b>TOTAL REVENUE:</b>	<b>\$195,200</b>
<b>UNIT COST:</b>	<b>\$325,891.00</b>	<b>TOTAL COST:</b>	<b>\$325,891</b>
<b>UNIT PROFIT (SUBSIDY):</b>	<b>\$(130,691.00)</b>	<b>TOTAL PROFIT (SUBSIDY):</b>	<b>\$(130,691)</b>
<b>TOTAL UNITS:</b>	<b>1</b>	<b>PCT. COST RECOVERY:</b>	<b>59.90%</b>
<b>SUGGESTED FEE FOR COST RECOVERY OF: 100%</b>			
Recreation programs are recovering 52.6% of their direct costs, which include direct salaries and benefits and direct supplies and services. These costs are detailed in Appendix C of this Report.			



**CITY OF WEST COVINA  
COST DETAIL WORKSHEET  
FY 2022-23**

<b>SERVICE</b> <b>RECREATION CONTRACT CLASSES</b>					<b>REFERENCE NO.</b> <b>S-216</b>		
<b>NOTE</b> Unit Costs are an Average of Total Units					<b>TOTAL UNITS</b> <b>1</b>		
<u>DEPARTMENT</u>	<u>POSITION</u>	<u>TYPE</u>	<u>UNIT TIME</u>	<u>UNIT COST</u>	<u>ANN. UNITS</u>	<u>TOTAL COST</u>	
CAMERON COMM CNTR		Contract Services	0.00	\$137,100.00	1	\$137,100	
SHADOW OAK CC	COMM SVCS COORD	5%	81.42	\$10,375.35	1	\$10,375	
SHADOW OAK CC	REC SITE COORD-PT	\$27,994	1,600.00	\$77,216.00	1	\$77,216	
SHADOW OAK CC		Contract Services	0.00	\$101,200.00	1	\$101,200	
		<b>TYPE SUBTOTAL</b>	<b>1,681.42</b>	<b>\$325,891.35</b>		<b>\$325,891</b>	
<b>TOTALS</b>			<b>1,681.42</b>	<b>\$325,891.00</b>		<b>\$325,891</b>	

**CITY OF WEST COVINA  
REVENUE AND COST SUMMARY WORKSHEET  
FY 2022-23**

<b>SERVICE</b> <b>SENIOR CLASSES</b>		<b>REFERENCE NO.</b> <b>S-217</b>	
<b>PRIMARY DEPARTMENT</b> COMMUNITY SERVICES	<b>UNIT OF SERVICE</b> N/A	<b>SERVICE RECIPIENT</b>	
<b>DESCRIPTION OF SERVICE</b>  Providing senior recreation classes for the community.			
<b>CURRENT FEE STRUCTURE</b>  Various fees			
<b>REVENUE AND COST COMPARISON</b>			
<b>UNIT REVENUE:</b>	<b>\$24,100.00</b>	<b>TOTAL REVENUE:</b>	<b>\$24,100</b>
<b>UNIT COST:</b>	<b>\$60,407.00</b>	<b>TOTAL COST:</b>	<b>\$60,407</b>
<b>UNIT PROFIT (SUBSIDY):</b>	<b>\$(36,307.00)</b>	<b>TOTAL PROFIT (SUBSIDY):</b>	<b>\$(36,307)</b>
<b>TOTAL UNITS:</b>	<b>1</b>	<b>PCT. COST RECOVERY:</b>	<b>39.90%</b>
<b>SUGGESTED FEE FOR COST RECOVERY OF: 100%</b>			
Recreation programs are recovering 52.6% of their direct costs, which include direct salaries and benefits and direct supplies and services. These costs are detailed in Appendix C of this Report.			

**CITY OF WEST COVINA  
COST DETAIL WORKSHEET  
FY 2022-23**

<b>SERVICE</b> <b>SENIOR CLASSES</b>					<b>REFERENCE NO.</b> <b>S-217</b>		
<b>NOTE</b> Unit Costs are an Average of Total Units					<b>TOTAL UNITS</b> <b>1</b>		
<u>DEPARTMENT</u>	<u>POSITION</u>	<u>TYPE</u>	<u>UNIT TIME</u>	<u>UNIT COST</u>	<u>ANN. UNITS</u>	<u>TOTAL COST</u>	
SENIOR CITIZEN CNTR	REC LEADER-PT	\$12,801	720.00	\$26,409.60	1	\$26,410	
SENIOR CITIZEN CNTR	REC SITE COORD-PT	\$6,786	390.00	\$13,997.10	1	\$13,997	
SENIOR CITIZEN CNTR		Contract Services	0.00	\$20,000.00	1	\$20,000	
<b>TYPE SUBTOTAL</b>			<b>1,110.00</b>	<b>\$60,406.70</b>		<b>\$60,407</b>	
<b>TOTALS</b>			<b>1,110.00</b>	<b>\$60,407.00</b>		<b>\$60,407</b>	

**CITY OF WEST COVINA  
REVENUE AND COST SUMMARY WORKSHEET  
FY 2022-23**

<b>SERVICE</b> <b>EXCURSION PROGRAM</b>		<b>REFERENCE NO.</b> <b>S-218</b>	
<b>PRIMARY DEPARTMENT</b> COMMUNITY SERVICES	<b>UNIT OF SERVICE</b> N/A	<b>SERVICE RECIPIENT</b>	
<b>DESCRIPTION OF SERVICE</b>  Providing excursions to the community.			
<b>CURRENT FEE STRUCTURE</b>  Various fees			
<b>REVENUE AND COST COMPARISON</b>			
<b>UNIT REVENUE:</b>	<b>\$24,600.00</b>	<b>TOTAL REVENUE:</b>	<b>\$24,600</b>
<b>UNIT COST:</b>	<b>\$29,213.00</b>	<b>TOTAL COST:</b>	<b>\$29,213</b>
<b>UNIT PROFIT (SUBSIDY):</b>	<b>\$(4,613.00)</b>	<b>TOTAL PROFIT (SUBSIDY):</b>	<b>\$(4,613)</b>
<b>TOTAL UNITS:</b>	<b>1</b>	<b>PCT. COST RECOVERY:</b>	<b>84.21%</b>
<b>SUGGESTED FEE FOR COST RECOVERY OF: 100%</b>			
Recreation programs are recovering 52.6% of their direct costs, which include direct salaries and benefits and direct supplies and services. These costs are detailed in Appendix C of this Report.			

**CITY OF WEST COVINA  
COST DETAIL WORKSHEET  
FY 2022-23**

<b>SERVICE</b> <b>EXCURSION PROGRAM</b>				<b>REFERENCE NO.</b> <b>S-218</b>		
<b>NOTE</b> Unit Costs are an Average of Total Units				<b>TOTAL UNITS</b> <b>1</b>		
<u>DEPARTMENT</u>	<u>POSITION</u>	<u>TYPE</u>	<u>UNIT TIME</u>	<u>UNIT COST</u>	<u>ANN. UNITS</u>	<u>TOTAL COST</u>
SENIOR CITIZEN CNTR	COMM SVCS COORD	10%	162.86	\$14,212.79	1	\$14,213
SENIOR CITIZEN CNTR		Expenses	0.00	\$15,000.00	1	\$15,000
		<b>TYPE SUBTOTAL</b>	<b>162.86</b>	<b>\$29,212.79</b>		<b>\$29,213</b>
<b>TOTALS</b>			<b>162.86</b>	<b>\$29,213.00</b>		<b>\$29,213</b>

**CITY OF WEST COVINA  
REVENUE AND COST SUMMARY WORKSHEET  
FY 2022-23**

<b>SERVICE</b> <b>SENIOR MEAL PROGRAM</b>		<b>REFERENCE NO.</b> <b>S-219</b>	
<b>PRIMARY DEPARTMENT</b> COMMUNITY SERVICES	<b>UNIT OF SERVICE</b> N/A	<b>SERVICE RECIPIENT</b>	
<b>DESCRIPTION OF SERVICE</b>  Providing senior meals to the community.			
<b>CURRENT FEE STRUCTURE</b>  Various fees			
<b>REVENUE AND COST COMPARISON</b>			
<b>UNIT REVENUE:</b>	<b>\$202,000.00</b>	<b>TOTAL REVENUE:</b>	<b>\$202,000</b>
<b>UNIT COST:</b>	<b>\$354,446.00</b>	<b>TOTAL COST:</b>	<b>\$354,446</b>
<b>UNIT PROFIT (SUBSIDY):</b>	<u><b>\$(152,446.00)</b></u>	<b>TOTAL PROFIT (SUBSIDY):</b>	<u><b>\$(152,446)</b></u>
<b>TOTAL UNITS:</b>	<b>1</b>	<b>PCT. COST RECOVERY:</b>	<b>56.99%</b>
<b>SUGGESTED FEE FOR COST RECOVERY OF: 100%</b>			
Recreation programs are recovering 52.6% of their direct costs, which include direct salaries and benefits and direct supplies and services. These costs are detailed in Appendix C of this Report.			

**CITY OF WEST COVINA  
COST DETAIL WORKSHEET  
FY 2022-23**

<b>SERVICE</b> <b>SENIOR MEAL PROGRAM</b>					<b>REFERENCE NO.</b> <b>S-219</b>		
<b>NOTE</b> Unit Costs are an Average of Total Units					<b>TOTAL UNITS</b> <b>1</b>		
<u>DEPARTMENT</u>	<u>POSITION</u>	<u>TYPE</u>	<u>UNIT TIME</u>	<u>UNIT COST</u>	<u>ANN. UNITS</u>	<u>TOTAL COST</u>	
COMM SVCS ADMIN	PUBL SVCS MANAGER	15%	240.15	\$41,639.61	1	\$41,640	
SENIOR MEAL GRANT	ASST COOK-PT	\$26,383	1,600.00	\$52,672.00	1	\$52,672	
SENIOR MEAL GRANT	COMM SVCS COORD	15%	244.35	\$20,698.89	1	\$20,699	
SENIOR MEAL GRANT	HEAD COOK	100%	1,629.00	\$128,935.35	1	\$128,935	
SENIOR MEAL GRANT		Meals	0.00	\$94,800.00	1	\$94,800	
SENIOR MEAL GRANT		Contract/Supplies	0.00	\$15,700.00	1	\$15,700	
		<b>TYPE SUBTOTAL</b>	<b>3,713.50</b>	<b>\$354,445.85</b>		<b>\$354,446</b>	
<b>TOTALS</b>			<b>3,713.50</b>	<b>\$354,446.00</b>		<b>\$354,446</b>	

**CITY OF WEST COVINA  
REVENUE AND COST SUMMARY WORKSHEET  
FY 2022-23**

<b>SERVICE</b> <b>SENIOR CENTER SERVICES</b>		<b>REFERENCE NO.</b> <b>S-220</b>	
<b>PRIMARY DEPARTMENT</b> COMMUNITY SERVICES	<b>UNIT OF SERVICE</b> N/A	<b>SERVICE RECIPIENT</b>	
<b>DESCRIPTION OF SERVICE</b>  Providing senior citizen services to the community.			
<b>CURRENT FEE STRUCTURE</b>  None			
<b><u>REVENUE AND COST COMPARISON</u></b>			
<b>UNIT REVENUE:</b>	<b>\$0.00</b>	<b>TOTAL REVENUE:</b>	<b>\$0</b>
<b>UNIT COST:</b>	<b>\$135,433.00</b>	<b>TOTAL COST:</b>	<b>\$135,433</b>
<b>UNIT PROFIT (SUBSIDY):</b>	<b>\$(135,433.00)</b>	<b>TOTAL PROFIT (SUBSIDY):</b>	<b>\$(135,433)</b>
<b>TOTAL UNITS:</b>	<b>1</b>	<b>PCT. COST RECOVERY:</b>	<b>0.00%</b>
<b>SUGGESTED FEE FOR COST RECOVERY OF: 100%</b>			
Recreation programs are recovering 52.6% of their direct costs, which include direct salaries and benefits and direct supplies and services. These costs are detailed in Appendix C of this Report.			



**CITY OF WEST COVINA  
COST DETAIL WORKSHEET  
FY 2022-23**

<b>SERVICE</b> <b>SENIOR CENTER SERVICES</b>					<b>REFERENCE NO.</b> <b>S-220</b>		
<b>NOTE</b> Unit Costs are an Average of Total Units					<b>TOTAL UNITS</b> <b>1</b>		
<u>DEPARTMENT</u>	<u>POSITION</u>	<u>TYPE</u>	<u>UNIT TIME</u>	<u>UNIT COST</u>	<u>ANN. UNITS</u>	<u>TOTAL COST</u>	
SENIOR CITIZEN CNTR	COMM SVCS COORD	10%	162.86	\$14,212.79	1	\$14,213	
SENIOR CITIZEN CNTR	REC LEADER-PT	Progr - \$29,869	1,680.00	\$61,622.40	1	\$61,622	
SENIOR CITIZEN CNTR	REC LEADER-PT	Daily Ops - \$8,534	480.00	\$17,606.40	1	\$17,606	
SENIOR CITIZEN CNTR	REC SITE COORD-PT	Progr - \$15,835	910.00	\$32,659.90	1	\$32,660	
SENIOR CITIZEN CNTR	REC SITE COORD-PT	Daily Ops - \$4,524	260.00	\$9,331.40	1	\$9,331	
<b>TYPE SUBTOTAL</b>			<b>3,492.86</b>	<b>\$135,432.89</b>		<b>\$135,433</b>	
<b>TOTALS</b>			<b>3,492.86</b>	<b>\$135,433.00</b>		<b>\$135,433</b>	

**CITY OF WEST COVINA  
REVENUE AND COST SUMMARY WORKSHEET  
FY 2022-23**

<b>SERVICE</b> <b>SUMMER FIELD TRIPS</b>		<b>REFERENCE NO.</b> <b>S-221</b>	
<b>PRIMARY DEPARTMENT</b> COMMUNITY SERVICES	<b>UNIT OF SERVICE</b> N/A	<b>SERVICE RECIPIENT</b>	
<b>DESCRIPTION OF SERVICE</b>  Providing youth summer field trips to the community.			
<b>CURRENT FEE STRUCTURE</b>  None			
<b>REVENUE AND COST COMPARISON</b>			
<b>UNIT REVENUE:</b>	<b>\$0.00</b>	<b>TOTAL REVENUE:</b>	<b>\$0</b>
<b>UNIT COST:</b>	<b>\$23,936.00</b>	<b>TOTAL COST:</b>	<b>\$23,936</b>
<b>UNIT PROFIT (SUBSIDY):</b>	<b>\$(23,936.00)</b>	<b>TOTAL PROFIT (SUBSIDY):</b>	<b>\$(23,936)</b>
<b>TOTAL UNITS:</b>	<b>1</b>	<b>PCT. COST RECOVERY:</b>	<b>0.00%</b>
<b>SUGGESTED FEE FOR COST RECOVERY OF: 100%</b>			
Recreation programs are recovering 52.6% of their direct costs, which include direct salaries and benefits and direct supplies and services. These costs are detailed in Appendix C of this Report.			

**CITY OF WEST COVINA  
COST DETAIL WORKSHEET  
FY 2022-23**

<b>SERVICE</b> <b>SUMMER FIELD TRIPS</b>					<b>REFERENCE NO.</b> <b>S-221</b>		
<b>NOTE</b> Unit Costs are an Average of Total Units					<b>TOTAL UNITS</b> <b>1</b>		
<b><u>DEPARTMENT</u></b>	<b><u>POSITION</u></b>	<b><u>TYPE</u></b>	<b><u>UNIT TIME</u></b>	<b><u>UNIT COST</u></b>	<b><u>ANN. UNITS</u></b>	<b><u>TOTAL COST</u></b>	
VINE AFTERSCHOOL	REC LEADER-PT	\$3,600	200.00	\$7,136.00	1	\$7,136	
VINE AFTERSCHOOL		Equipment	0.00	\$300.00	1	\$300	
VINE AFTERSCHOOL		Contr/Util/Suppl	0.00	\$700.00	1	\$700	
CAMERON COMM CNTR	COMM SVCS COORD	10%	162.90	\$15,799.67	1	\$15,800	
		<b>TYPE SUBTOTAL</b>	<b>362.90</b>	<b>\$23,935.67</b>		<b>\$23,936</b>	
<b>TOTALS</b>			<b>362.90</b>	<b>\$23,936.00</b>		<b>\$23,936</b>	

**CITY OF WEST COVINA  
REVENUE AND COST SUMMARY WORKSHEET  
FY 2022-23**

<b>SERVICE</b> <b>CITY SPECIAL EVENTS</b>		<b>REFERENCE NO.</b> <b>S-222</b>	
<b>PRIMARY DEPARTMENT</b> COMMUNITY SERVICES	<b>UNIT OF SERVICE</b> N/A	<b>SERVICE RECIPIENT</b>	
<b>DESCRIPTION OF SERVICE</b>  Providing special events for the community.			
<b>CURRENT FEE STRUCTURE</b>  Various fees			
<b>REVENUE AND COST COMPARISON</b>			
<b>UNIT REVENUE:</b>	<b>\$3,600.00</b>	<b>TOTAL REVENUE:</b>	<b>\$3,600</b>
<b>UNIT COST:</b>	<b>\$379,320.00</b>	<b>TOTAL COST:</b>	<b>\$379,320</b>
<b>UNIT PROFIT (SUBSIDY):</b>	<u><b>\$(375,720.00)</b></u>	<b>TOTAL PROFIT (SUBSIDY):</b>	<u><b>\$(375,720)</b></u>
<b>TOTAL UNITS:</b>	<b>1</b>	<b>PCT. COST RECOVERY:</b>	<b>0.95%</b>
<b>SUGGESTED FEE FOR COST RECOVERY OF: 100%</b>			
Recreation programs are recovering 52.6% of their direct costs, which include direct salaries and benefits and direct supplies and services. These costs are detailed in Appendix C of this Report.			

**CITY OF WEST COVINA  
COST DETAIL WORKSHEET  
FY 2022-23**

<b>SERVICE</b>					<b>REFERENCE NO.</b>		
<b>CITY SPECIAL EVENTS</b>					<b>S-222</b>		
<b>NOTE</b>					<b>TOTAL UNITS</b>		
Unit Costs are an Average of Total Units					<b>1</b>		
<u>DEPARTMENT</u>	<u>POSITION</u>	<u>TYPE</u>	<u>UNIT TIME</u>	<u>UNIT COST</u>	<u>ANN. UNITS</u>	<u>TOTAL COST</u>	
SPECIAL EVENTS	OVERTIME		2,000.00	\$16,700.00	1	\$16,700	
SPECIAL EVENTS	PART TIME EMPLOYEE		660.00	\$17,985.00	1	\$17,985	
SPECIAL EVENTS		Other Spec Events	0.00	\$7,500.00	1	\$7,500	
CAMERON COMM CNTR	REC LEADER-PT		1,260.00	\$45,801.00	1	\$45,801	
CAMERON COMM CNTR	REC SITE COORD-PT		210.00	\$7,988.40	1	\$7,988	
SHADOW OAK CC	COMM SVCS COORD	20%	325.78	\$41,514.15	1	\$41,514	
SHADOW OAK CC	REC SITE COORD-PT		600.00	\$28,956.00	1	\$28,956	
SENIOR CITIZEN CNTR	COMM SVCS COORD	15%	244.35	\$21,324.42	1	\$21,324	
SENIOR CITIZEN CNTR	REC LEADER-PT		720.00	\$26,409.60	1	\$26,410	
SENIOR CITIZEN CNTR	REC SITE COORD-PT		390.00	\$13,997.10	1	\$13,997	
SPORTSPLEX	COMM SVCS COORD	40%	651.60	\$71,389.30	1	\$71,389	
SPORTSPLEX	REC LEADER-PT		1,500.00	\$79,755.00	1	\$79,755	
		<b>TYPE SUBTOTAL</b>	<b>8,561.73</b>	<b>\$379,319.97</b>		<b>\$379,320</b>	
<b>TOTALS</b>			<b>8,561.73</b>	<b>\$379,320.00</b>		<b>\$379,320</b>	

**CITY OF WEST COVINA  
REVENUE AND COST SUMMARY WORKSHEET  
FY 2022-23**

<b>SERVICE</b> <b>SPORTSPLEX</b>		<b>REFERENCE NO.</b> <b>S-223</b>	
<b>PRIMARY DEPARTMENT</b> COMMUNITY SERVICES	<b>UNIT OF SERVICE</b> N/A	<b>SERVICE RECIPIENT</b>	
<b>DESCRIPTION OF SERVICE</b>  Providing the Sportsplex field complex to the community.			
<b>CURRENT FEE STRUCTURE</b>  Various fees			
<b>REVENUE AND COST COMPARISON</b>			
<b>UNIT REVENUE:</b>	<b>\$413,830.00</b>	<b>TOTAL REVENUE:</b>	<b>\$413,830</b>
<b>UNIT COST:</b>	<b>\$934,659.00</b>	<b>TOTAL COST:</b>	<b>\$934,659</b>
<b>UNIT PROFIT (SUBSIDY):</b>	<b>\$(520,829.00)</b>	<b>TOTAL PROFIT (SUBSIDY):</b>	<b>\$(520,829)</b>
<b>TOTAL UNITS:</b>	<b>1</b>	<b>PCT. COST RECOVERY:</b>	<b>44.28%</b>
<b>SUGGESTED FEE FOR COST RECOVERY OF: 100%</b>			
Recreation programs are recovering 52.6% of their direct costs, which include direct salaries and benefits and direct supplies and services. These costs are detailed in Appendix C of this Report.			

**CITY OF WEST COVINA  
COST DETAIL WORKSHEET  
FY 2022-23**

<b>SERVICE</b> <b>SPORTSPLEX</b>					<b>REFERENCE NO.</b> <b>S-223</b>	
<b>NOTE</b> Unit Costs are an Average of Total Units					<b>TOTAL UNITS</b> <b>1</b>	
<u>DEPARTMENT</u>	<u>POSITION</u>	<u>TYPE</u>	<u>UNIT TIME</u>	<u>UNIT COST</u>	<u>ANN. UNITS</u>	<u>TOTAL COST</u>
SPORTSPLEX	COMM SVCS COORD	10%	162.90	\$17,847.32	1	\$17,847
SPORTSPLEX	REC LEADER-PT	Daily Ops - \$36,000	2,000.00	\$106,340.00	1	\$106,340
SPORTSPLEX	REC LEADER-PT	Progr - \$45,000	2,500.00	\$132,925.00	1	\$132,925
SPORTSPLEX		Elec/Water	0.00	\$300,000.00	1	\$300,000
SPORTSPLEX		Contract/Supplies	0.00	\$377,547.00	1	\$377,547
		<b>TYPE SUBTOTAL</b>	<b>4,662.90</b>	<b>\$934,659.32</b>		<b>\$934,659</b>
<b>TOTALS</b>			<b>4,662.90</b>	<b>\$934,659.00</b>		<b>\$934,659</b>

**CITY OF WEST COVINA  
REVENUE AND COST SUMMARY WORKSHEET  
FY 2022-23**

<b>SERVICE</b> <b>FACILITY &amp; PARK SHELTER RENTAL</b>		<b>REFERENCE NO.</b> <b>S-224</b>	
<b>PRIMARY DEPARTMENT</b> COMMUNITY SERVICES	<b>UNIT OF SERVICE</b> N/A	<b>SERVICE RECIPIENT</b>	
<b>DESCRIPTION OF SERVICE</b>  Providing park facilities and park shelters to the community for rental.			
<b>CURRENT FEE STRUCTURE</b>  Various fees			
<b>REVENUE AND COST COMPARISON</b>			
<b>UNIT REVENUE:</b>	<b>\$372,400.00</b>	<b>TOTAL REVENUE:</b>	<b>\$372,400</b>
<b>UNIT COST:</b>	<b>\$587,179.00</b>	<b>TOTAL COST:</b>	<b>\$587,179</b>
<b>UNIT PROFIT (SUBSIDY):</b>	<b>\$(214,779.00)</b>	<b>TOTAL PROFIT (SUBSIDY):</b>	<b>\$(214,779)</b>
<b>TOTAL UNITS:</b>	<b>1</b>	<b>PCT. COST RECOVERY:</b>	<b>63.42%</b>
<b>SUGGESTED FEE FOR COST RECOVERY OF: 100%</b>			
Recreation programs are recovering 52.6% of their direct costs, which include direct salaries and benefits and direct supplies and services. These costs are detailed in Appendix C of this Report.			



**CITY OF WEST COVINA  
COST DETAIL WORKSHEET  
FY 2022-23**

<b>SERVICE</b>					<b>REFERENCE NO.</b>		
<b>FACILITY &amp; PARK SHELTER RENTAL</b>					<b>S-224</b>		
<b>NOTE</b>					<b>TOTAL UNITS</b>		
Unit Costs are an Average of Total Units					<b>1</b>		
<u>DEPARTMENT</u>	<u>POSITION</u>	<u>TYPE</u>	<u>UNIT TIME</u>	<u>UNIT COST</u>	<u>ANN. UNITS</u>	<u>TOTAL COST</u>	
CAMERON COMM CNTR	REC LEADER-PT		2,100.00	\$76,335.00	1	\$76,335	
CAMERON COMM CNTR	REC SITE COORD-PT		350.00	\$13,314.00	1	\$13,314	
FACILITY RENTALS	ADMIN ASST I	10%	163.71	\$11,415.50	1	\$11,416	
FACILITY RENTALS	ADMIN ASST II	10%	160.10	\$12,627.09	1	\$12,627	
FACILITY RENTALS	COMM SVCS COORD	30%	488.70	\$44,232.24	1	\$44,232	
SHADOW OAK CC	REC SITE COORD-PT		1,000.00	\$48,260.00	1	\$48,260	
SENIOR CITIZEN CNTR	COMM SVCS COORD	10%	162.86	\$14,212.79	1	\$14,213	
SENIOR CITIZEN CNTR	REC LEADER-PT		1,200.00	\$44,016.00	1	\$44,016	
SENIOR CITIZEN CNTR	REC SITE COORD-PT		650.00	\$23,328.50	1	\$23,329	
SR CENTER RENTALS	REC LEADER-PT		1,400.00	\$42,140.00	1	\$42,140	
SPORTSPLEX	COMM SVCS COORD	25%	407.25	\$44,618.31	1	\$44,618	
SPORTSPLEX	REC LEADER-PT		4,000.00	\$212,680.00	1	\$212,680	
		<b>TYPE SUBTOTAL</b>	<b>12,082.62</b>	<b>\$587,179.43</b>		<b>\$587,179</b>	
<b>TOTALS</b>			<b>12,082.62</b>	<b>\$587,179.00</b>		<b>\$587,179</b>	

**CITY OF WEST COVINA  
REVENUE AND COST SUMMARY WORKSHEET  
FY 2022-23**

<b>SERVICE</b> <b>FACILITY OPERATIONS &amp; PROGRAMMING</b>		<b>REFERENCE NO.</b> <b>S-225</b>	
<b>PRIMARY DEPARTMENT</b> COMMUNITY SERVICES	<b>UNIT OF SERVICE</b> N/A	<b>SERVICE RECIPIENT</b>	
<b>DESCRIPTION OF SERVICE</b>  Providing recreation programming at City Community Center facilities.			
<b>CURRENT FEE STRUCTURE</b>  None			
<b><u>REVENUE AND COST COMPARISON</u></b>			
<b>UNIT REVENUE:</b>	<b>\$0.00</b>	<b>TOTAL REVENUE:</b>	<b>\$0</b>
<b>UNIT COST:</b>	<b>\$381,087.00</b>	<b>TOTAL COST:</b>	<b>\$381,087</b>
<b>UNIT PROFIT (SUBSIDY):</b>	<b>\$(381,087.00)</b>	<b>TOTAL PROFIT (SUBSIDY):</b>	<b>\$(381,087)</b>
<b>TOTAL UNITS:</b>	<b>1</b>	<b>PCT. COST RECOVERY:</b>	<b>0.00%</b>
<b>SUGGESTED FEE FOR COST RECOVERY OF: 100%</b>			
Recreation programs are recovering 52.6% of their direct costs, which include direct salaries and benefits and direct supplies and services. These costs are detailed in Appendix C of this Report.			

**CITY OF WEST COVINA  
COST DETAIL WORKSHEET  
FY 2022-23**

<b>SERVICE</b> <b>FACILITY OPERATIONS &amp; PROGRAMMING</b>					<b>REFERENCE NO.</b> <b>S-225</b>		
<b>NOTE</b> Unit Costs are an Average of Total Units					<b>TOTAL UNITS</b> <b>1</b>		
<u>DEPARTMENT</u>	<u>POSITION</u>	<u>TYPE</u>	<u>UNIT TIME</u>	<u>UNIT COST</u>	<u>ANN. UNITS</u>	<u>TOTAL COST</u>	
CAMERON COMM CNTR ADMIN ASST II		10%	160.10	\$13,522.05	1	\$13,522	
CAMERON COMM CNTR COMM SVCS COORD		10%	162.90	\$15,799.67	1	\$15,800	
CAMERON COMM CNTR COMM SVCS COORD		10%	162.90	\$15,799.67	1	\$15,800	
CAMERON COMM CNTR REC LEADER-PT		Progr - \$74,466	4,200.00	\$152,670.00	1	\$152,670	
CAMERON COMM CNTR REC LEADER-PT		Daily Ops - \$14,893	840.00	\$30,534.00	1	\$30,534	
CAMERON COMM CNTR REC SITE COORD-PT		Progr - \$12,984	700.00	\$26,628.00	1	\$26,628	
CAMERON COMM CNTR REC SITE COORD-PT		Daily Ops - 2,597	140.00	\$5,325.60	1	\$5,326	
CAMERON COMM CNTR		Utilities	0.00	\$82,200.00	1	\$82,200	
SHADOW OAK CC	REC SITE COORD-PT	Daily Ops - \$13,997	800.00	\$38,608.00	1	\$38,608	
<b>TYPE SUBTOTAL</b>			<b>7,165.90</b>	<b>\$381,086.99</b>		<b>\$381,087</b>	
<b>TOTALS</b>			<b>7,165.90</b>	<b>\$381,087.00</b>		<b>\$381,087</b>	

**CITY OF WEST COVINA  
REVENUE AND COST SUMMARY WORKSHEET  
FY 2022-23**

<b>SERVICE</b> <b>PASSPORT SERVICES</b>		<b>REFERENCE NO.</b> <b>S-226</b>	
<b>PRIMARY DEPARTMENT</b> COMMUNITY SERVICES	<b>UNIT OF SERVICE</b> APPLICATION	<b>SERVICE RECIPIENT</b>	
<b>DESCRIPTION OF SERVICE</b>  Processing passport applications.			
<b>CURRENT FEE STRUCTURE</b>  Passport Application - \$35 (fee is set by the Federal government) Passport Photos (set of 2) - \$15 per set Overnight Delivery - Actual Costs			
<b><u>REVENUE AND COST COMPARISON</u></b>			
<b>UNIT REVENUE:</b>	<b>\$42.67</b>	<b>TOTAL REVENUE:</b>	<b>\$12,800</b>
<b>UNIT COST:</b>	<b>\$154.20</b>	<b>TOTAL COST:</b>	<b>\$46,260</b>
<b>UNIT PROFIT (SUBSIDY):</b>	<b>\$(111.53)</b>	<b>TOTAL PROFIT (SUBSIDY):</b>	<b>\$(33,460)</b>
<b>TOTAL UNITS:</b>	<b>300</b>	<b>PCT. COST RECOVERY:</b>	<b>27.67%</b>
<b>SUGGESTED FEE FOR COST RECOVERY OF: 30%</b>  Passport Application - \$35 (fee is set by the Federal government) Passport Photos (set of 2) - \$15 per set Overnight Delivery - Actual Costs			

**CITY OF WEST COVINA  
COST DETAIL WORKSHEET  
FY 2022-23**

<b>SERVICE</b> <b>PASSPORT SERVICES</b>					<b>REFERENCE NO.</b> <b>S-226</b>		
<b>NOTE</b> Unit Costs are an Average of Total Units					<b>TOTAL UNITS</b> <b>300</b>		
<u>DEPARTMENT</u>	<u>POSITION</u>	<u>TYPE</u>	<u>UNIT TIME</u>	<u>UNIT COST</u>	<u>ANN. UNITS</u>	<u>TOTAL COST</u>	
CAMERON COMM CNTR ADMIN ASST I		38%	2.06	\$154.20	300	\$46,260	
		<b>TYPE SUBTOTAL</b>	<b>2.06</b>	<b>\$154.20</b>		<b>\$46,260</b>	
		<b>TOTALS</b>	<b>2.06</b>	<b>\$154.20</b>		<b>\$46,260</b>	

**CITY OF WEST COVINA  
REVENUE AND COST SUMMARY WORKSHEET  
FY 2022-23**

<b>SERVICE</b> <b>BUSINESS LICENSE PROCESSING</b>		<b>REFERENCE NO.</b> <b>S-227</b>	
<b>PRIMARY DEPARTMENT</b> FINANCE	<b>UNIT OF SERVICE</b> LICENSE	<b>SERVICE RECIPIENT</b>	
<b>DESCRIPTION OF SERVICE</b> Processing business license applications and renewals			
<b>CURRENT FEE STRUCTURE</b> Actual 3rd party costs plus State fees			
<b>REVENUE AND COST COMPARISON</b>			
<b>UNIT REVENUE:</b>	<b>\$14.00</b>	<b>TOTAL REVENUE:</b>	<b>\$34,100</b>
<b>UNIT COST:</b>	<b>\$14.54</b>	<b>TOTAL COST:</b>	<b>\$35,419</b>
<b>UNIT PROFIT (SUBSIDY):</b>	<b>\$(0.54)</b>	<b>TOTAL PROFIT (SUBSIDY):</b>	<b>\$(1,319)</b>
<b>TOTAL UNITS:</b>	<b>2,436</b>	<b>PCT. COST RECOVERY:</b>	<b>96.28%</b>
<b>SUGGESTED FEE FOR COST RECOVERY OF: 100%</b> Actual 3rd party costs plus State fees			

**CITY OF WEST COVINA  
COST DETAIL WORKSHEET  
FY 2022-23**

<b>SERVICE</b> <b>BUSINESS LICENSE PROCESSING</b>					<b>REFERENCE NO.</b> <b>S-227</b>		
<b>NOTE</b> Unit Costs are an Average of Total Units					<b>TOTAL UNITS</b> <b>2,436</b>		
<u>DEPARTMENT</u>	<u>POSITION</u>	<u>TYPE</u>	<u>UNIT TIME</u>	<u>UNIT COST</u>	<u>ANN. UNITS</u>	<u>TOTAL COST</u>	
FINANCE ADMIN		Prof Services	0.00	\$14.54	2,436	\$35,419	
		<b>TYPE SUBTOTAL</b>	<b>0.00</b>	<b>\$14.54</b>		<b>\$35,419</b>	
		<b>TOTALS</b>	<b>0.00</b>	<b>\$14.54</b>		<b>\$35,419</b>	

**CITY OF WEST COVINA  
REVENUE AND COST SUMMARY WORKSHEET  
FY 2022-23**

<b>SERVICE</b> <b>LATE PAYMENT PROCESSING</b>		<b>REFERENCE NO.</b> <b>S-228</b>	
<b>PRIMARY DEPARTMENT</b> FINANCE	<b>UNIT OF SERVICE</b> TRANSACTION	<b>SERVICE RECIPIENT</b>	
<b>DESCRIPTION OF SERVICE</b>  Processing a late payment.			
<b>CURRENT FEE STRUCTURE</b>  \$17 per transaction			
<b><u>REVENUE AND COST COMPARISON</u></b>			
<b>UNIT REVENUE:</b>	<b>\$0.00</b>	<b>TOTAL REVENUE:</b>	<b>\$0</b>
<b>UNIT COST:</b>	<b>\$0.00</b>	<b>TOTAL COST:</b>	<b>\$0</b>
<b>UNIT PROFIT (SUBSIDY):</b>	<b>\$0.00</b>	<b>TOTAL PROFIT (SUBSIDY):</b>	<b>\$0</b>
<b>TOTAL UNITS:</b>	<b>0</b>	<b>PCT. COST RECOVERY:</b>	<b>0.00%</b>
<b>SUGGESTED FEE FOR COST RECOVERY OF: 100%</b>  This fee should be removed from the fee schedule.			



**CITY OF WEST COVINA  
COST DETAIL WORKSHEET  
FY 2022-23**

<b>SERVICE</b> <b>LATE PAYMENT PROCESSING</b>					<b>REFERENCE NO.</b> <b>S-228</b>		
<b>NOTE</b> Unit Costs are an Average of Total Units					<b>TOTAL UNITS</b> <b>0</b>		
<u>DEPARTMENT</u>	<u>POSITION</u>	<u>TYPE</u>	<u>UNIT TIME</u>	<u>UNIT COST</u>	<u>ANN. UNITS</u>	<u>TOTAL COST</u>	
			0.00	\$0.00	0	\$0	
		TYPE SUBTOTAL	0.00	\$0.00		\$0	
		TOTALS	0.00	\$0.00		\$0	

**CITY OF WEST COVINA  
REVENUE AND COST SUMMARY WORKSHEET  
FY 2022-23**

<b>SERVICE</b> NSF CHECK PROCESSING		<b>REFERENCE NO.</b> S-229	
<b>PRIMARY DEPARTMENT</b> FINANCE	<b>UNIT OF SERVICE</b> NSF CHECK	<b>SERVICE RECIPIENT</b>	
<b>DESCRIPTION OF SERVICE</b>  Processing a check returned for insufficient funds.			
<b>CURRENT FEE STRUCTURE</b>  First Check - \$25 per check Each Subsequent Check - \$35 per check			
<b><u>REVENUE AND COST COMPARISON</u></b>			
<b>UNIT REVENUE:</b>	<b>\$25.00</b>	<b>TOTAL REVENUE:</b>	<b>\$250</b>
<b>UNIT COST:</b>	<b>\$38.40</b>	<b>TOTAL COST:</b>	<b>\$384</b>
<b>UNIT PROFIT (SUBSIDY):</b>	<b>\$(13.40)</b>	<b>TOTAL PROFIT (SUBSIDY):</b>	<b>\$(134)</b>
<b>TOTAL UNITS:</b>	<b>10</b>	<b>PCT. COST RECOVERY:</b>	<b>65.10%</b>
<b>SUGGESTED FEE FOR COST RECOVERY OF: 100%</b>  \$38 per check			

**CITY OF WEST COVINA  
COST DETAIL WORKSHEET  
FY 2022-23**

<b>SERVICE</b> <b>NSF CHECK PROCESSING</b>					<b>REFERENCE NO.</b> <b>S-229</b>		
<b>NOTE</b> Unit Costs are an Average of Total Units					<b>TOTAL UNITS</b> <b>10</b>		
<u>DEPARTMENT</u>	<u>POSITION</u>	<u>TYPE</u>	<u>UNIT TIME</u>	<u>UNIT COST</u>	<u>ANN. UNITS</u>	<u>TOTAL COST</u>	
FINANCE ADMIN	ACCOUNT CLERK		0.50	\$34.85	10	\$349	
FINANCE ADMIN		Bank Charge	0.00	\$3.50	10	\$35	
		<b>TYPE SUBTOTAL</b>	<b>0.50</b>	<b>\$38.35</b>		<b>\$384</b>	
<b>TOTALS</b>			<b>0.50</b>	<b>\$38.40</b>		<b>\$384</b>	

**CITY OF WEST COVINA  
REVENUE AND COST SUMMARY WORKSHEET  
FY 2022-23**

<b>SERVICE</b> <b>CREDIT CARD PROCESSING</b>		<b>REFERENCE NO.</b> <b>S-230</b>	
<b>PRIMARY DEPARTMENT</b> FINANCE	<b>UNIT OF SERVICE</b> N/A	<b>SERVICE RECIPIENT</b>	
<b>DESCRIPTION OF SERVICE</b>  Recovery of bank credit card bank fees.			
<b>CURRENT FEE STRUCTURE</b>  2% of the amount charged			
<b><u>REVENUE AND COST COMPARISON</u></b>			
<b>UNIT REVENUE:</b>	<b>\$56,500.00</b>	<b>TOTAL REVENUE:</b>	<b>\$56,500</b>
<b>UNIT COST:</b>	<b>\$74,432.00</b>	<b>TOTAL COST:</b>	<b>\$74,432</b>
<b>UNIT PROFIT (SUBSIDY):</b>	<b>\$(17,932.00)</b>	<b>TOTAL PROFIT (SUBSIDY):</b>	<b>\$(17,932)</b>
<b>TOTAL UNITS:</b>	<b>1</b>	<b>PCT. COST RECOVERY:</b>	<b>75.91%</b>
<b>SUGGESTED FEE FOR COST RECOVERY OF: 100%</b>  2.6% of the amount charged			

**CITY OF WEST COVINA  
COST DETAIL WORKSHEET  
FY 2022-23**

<b>SERVICE</b> <b>CREDIT CARD PROCESSING</b>					<b>REFERENCE NO.</b> <b>S-230</b>		
<b>NOTE</b> Unit Costs are an Average of Total Units					<b>TOTAL UNITS</b> <b>1</b>		
<u>DEPARTMENT</u>	<u>POSITION</u>	<u>TYPE</u>	<u>UNIT TIME</u>	<u>UNIT COST</u>	<u>ANN. UNITS</u>	<u>TOTAL COST</u>	
FINANCE ADMIN		Bank Fees	0.00	\$74,432.00	1	\$74,432	
		<b>TYPE SUBTOTAL</b>	<b>0.00</b>	<b>\$74,432.00</b>		<b>\$74,432</b>	
		<b>TOTALS</b>	<b>0.00</b>	<b>\$74,432.00</b>		<b>\$74,432</b>	

**CITY OF WEST COVINA  
REVENUE AND COST SUMMARY WORKSHEET  
FY 2022-23**

<b>SERVICE</b> <b>DOCUMENT REPRODUCTION</b>		<b>REFERENCE NO.</b> <b>S-231</b>	
<b>PRIMARY DEPARTMENT</b> VARIOUS	<b>UNIT OF SERVICE</b> COPY	<b>SERVICE RECIPIENT</b>	
<b>DESCRIPTION OF SERVICE</b>  Reproduction of City documents on request.			
<b>CURRENT FEE STRUCTURE</b>  Black and White - \$0.25 per copy Color - \$0.60 per copy FPPC Copies - \$0.10 per copy			
<b><u>REVENUE AND COST COMPARISON</u></b>			
<b>UNIT REVENUE:</b>	<b>\$0.00</b>	<b>TOTAL REVENUE:</b>	<b>\$0</b>
<b>UNIT COST:</b>	<b>\$1.00</b>	<b>TOTAL COST:</b>	<b>\$1</b>
<b>UNIT PROFIT (SUBSIDY):</b>	<b>\$(1.00)</b>	<b>TOTAL PROFIT (SUBSIDY):</b>	<b>\$(1)</b>
<b>TOTAL UNITS:</b>	<b>1</b>	<b>PCT. COST RECOVERY:</b>	<b>0.00%</b>
<b>SUGGESTED FEE FOR COST RECOVERY OF: 50%</b>  Black and White - \$0.30 per copy Color - \$0.60 per copy FPPC Copies - \$0.10 per copy			

**CITY OF WEST COVINA  
COST DETAIL WORKSHEET  
FY 2022-23**

<b>SERVICE</b> <b>DOCUMENT REPRODUCTION</b>					<b>REFERENCE NO.</b> <b>S-231</b>		
<b>NOTE</b> Unit Costs are an Average of Total Units					<b>TOTAL UNITS</b> <b>1</b>		
<u>DEPARTMENT</u>	<u>POSITION</u>	<u>TYPE</u>	<u>UNIT TIME</u>	<u>UNIT COST</u>	<u>ANN. UNITS</u>	<u>TOTAL COST</u>	
CITY CLERK	DEPUTY CITY CLERK		0.01	\$0.61	1	\$1	
		TYPE SUBTOTAL	0.01	\$0.61		\$1	
<b>TOTALS</b>			<b>0.01</b>	<b>\$1.00</b>		<b>\$1</b>	

**CITY OF WEST COVINA  
REVENUE AND COST SUMMARY WORKSHEET  
FY 2022-23**

<b>SERVICE</b> <b>ELECTRONIC FILE REPRODUCTION</b>		<b>REFERENCE NO.</b> <b>S-232</b>	
<b>PRIMARY DEPARTMENT</b> VARIOUS	<b>UNIT OF SERVICE</b> DEVICE	<b>SERVICE RECIPIENT</b>	
<b>DESCRIPTION OF SERVICE</b>  Reproduction of electronic files onto a device by request.			
<b>CURRENT FEE STRUCTURE</b>  Compact Disc - \$5 per disk Video Tape Dubbing - \$30 per tape Microfilm - \$2 each			
<b><u>REVENUE AND COST COMPARISON</u></b>			
<b>UNIT REVENUE:</b>	<b>\$2.00</b>	<b>TOTAL REVENUE:</b>	<b>\$2</b>
<b>UNIT COST:</b>	<b>\$2.00</b>	<b>TOTAL COST:</b>	<b>\$2</b>
<b>UNIT PROFIT (SUBSIDY):</b>	<b>\$0.00</b>	<b>TOTAL PROFIT (SUBSIDY):</b>	<b>\$0</b>
<b>TOTAL UNITS:</b>	<b>1</b>	<b>PCT. COST RECOVERY:</b>	<b>100.00%</b>
<b>SUGGESTED FEE FOR COST RECOVERY OF: 100%</b>  \$5 per device			



**CITY OF WEST COVINA  
COST DETAIL WORKSHEET  
FY 2022-23**

<b>SERVICE</b> <b>ELECTRONIC FILE REPRODUCTION</b>					<b>REFERENCE NO.</b> <b>S-232</b>	
<b>NOTE</b> Unit Costs are an Average of Total Units					<b>TOTAL UNITS</b> <b>1</b>	
<u>DEPARTMENT</u>	<u>POSITION</u>	<u>TYPE</u>	<u>UNIT TIME</u>	<u>UNIT COST</u>	<u>ANN. UNITS</u>	<u>TOTAL COST</u>
CITY CLERK	DEPUTY CITY CLERK		0.03	\$1.84	1	\$2
		TYPE SUBTOTAL	0.03	\$1.84		\$2
<b>TOTALS</b>			<b>0.03</b>	<b>\$2.00</b>		<b>\$2</b>

**CITY OF WEST COVINA  
REVENUE AND COST SUMMARY WORKSHEET  
FY 2022-23**

<b>SERVICE DOCUMENT CERTIFICATION</b>		<b>REFERENCE NO. S-233</b>	
<b>PRIMARY DEPARTMENT CITY CLERK</b>	<b>UNIT OF SERVICE DOCUMENT</b>	<b>SERVICE RECIPIENT</b>	
<b>DESCRIPTION OF SERVICE</b>  Certifying a City document on request.			
<b>CURRENT FEE STRUCTURE</b>  Resident - \$25 per document Non-Resident - \$35 per document			
<b><u>REVENUE AND COST COMPARISON</u></b>			
<b>UNIT REVENUE:</b>	<b>\$25.00</b>	<b>TOTAL REVENUE:</b>	<b>\$25</b>
<b>UNIT COST:</b>	<b>\$40.00</b>	<b>TOTAL COST:</b>	<b>\$40</b>
<b>UNIT PROFIT (SUBSIDY):</b>	<b>\$(15.00)</b>	<b>TOTAL PROFIT (SUBSIDY):</b>	<b>\$(15)</b>
<b>TOTAL UNITS:</b>	<b>1</b>	<b>PCT. COST RECOVERY:</b>	<b>62.50%</b>
<b>SUGGESTED FEE FOR COST RECOVERY OF: 100%</b>  \$40 per document			

**CITY OF WEST COVINA  
COST DETAIL WORKSHEET  
FY 2022-23**

<b>SERVICE</b> <b>DOCUMENT CERTIFICATION</b>					<b>REFERENCE NO.</b> <b>S-233</b>		
<b>NOTE</b> Unit Costs are an Average of Total Units					<b>TOTAL UNITS</b> <b>1</b>		
<u>DEPARTMENT</u>	<u>POSITION</u>	<u>TYPE</u>	<u>UNIT TIME</u>	<u>UNIT COST</u>	<u>ANN. UNITS</u>	<u>TOTAL COST</u>	
CITY CLERK	ASST CITY CLERK		0.33	\$40.32	1	\$40	
		TYPE SUBTOTAL	0.33	\$40.32		\$40	
<b>TOTALS</b>			<b>0.33</b>	<b>\$40.00</b>		<b>\$40</b>	

**CITY OF WEST COVINA  
REVENUE AND COST SUMMARY WORKSHEET  
FY 2022-23**

<b>SERVICE</b> <b>RECORDS RESEARCH/COMPILATION</b>		<b>REFERENCE NO.</b> <b>S-234</b>	
<b>PRIMARY DEPARTMENT</b> VARIOUS	<b>UNIT OF SERVICE</b> HOUR	<b>SERVICE RECIPIENT</b>	
<b>DESCRIPTION OF SERVICE</b>  Researching and compiling City records on request to the extent allowed by the Public Records Act.			
<b>CURRENT FEE STRUCTURE</b>  Charge the fully allocated hourly rates for all personnel involved to the extent allowed by the Public Records Act.			
<b><u>REVENUE AND COST COMPARISON</u></b>			
<b>UNIT REVENUE:</b>	<b>\$0.00</b>	<b>TOTAL REVENUE:</b>	<b>\$0</b>
<b>UNIT COST:</b>	<b>\$0.00</b>	<b>TOTAL COST:</b>	<b>\$0</b>
<b>UNIT PROFIT (SUBSIDY):</b>	<b>\$0.00</b>	<b>TOTAL PROFIT (SUBSIDY):</b>	<b>\$0</b>
<b>TOTAL UNITS:</b>	<b>1</b>	<b>PCT. COST RECOVERY:</b>	<b>0.00%</b>
<b>SUGGESTED FEE FOR COST RECOVERY OF: 100%</b>  Charge the fully allocated hourly rates for all personnel involved to the extent allowed by the Public Records Act.			

**CITY OF WEST COVINA  
COST DETAIL WORKSHEET  
FY 2022-23**

<b>SERVICE</b> <b>RECORDS RESEARCH/COMPILATION</b>					<b>REFERENCE NO.</b> <b>S-234</b>		
<b>NOTE</b> Unit Costs are an Average of Total Units					<b>TOTAL UNITS</b> <b>1</b>		
<u>DEPARTMENT</u>	<u>POSITION</u>	<u>TYPE</u>	<u>UNIT TIME</u>	<u>UNIT COST</u>	<u>ANN. UNITS</u>	<u>TOTAL COST</u>	
			0.00	\$0.00	0	\$0	
		TYPE SUBTOTAL	0.00	\$0.00		\$0	
		TOTALS	0.00	\$0.00		\$0	

**CITY OF WEST COVINA  
REVENUE AND COST SUMMARY WORKSHEET  
FY 2022-23**

<b>SERVICE</b> <b>SUBPOENA FOR DOCUMENTS</b>		<b>REFERENCE NO.</b> <b>S-235</b>	
<b>PRIMARY DEPARTMENT</b> VARIOUS	<b>UNIT OF SERVICE</b> SUBPOENA	<b>SERVICE RECIPIENT</b>	
<b>DESCRIPTION OF SERVICE</b>  Processing a subpoena for documents.			
<b>CURRENT FEE STRUCTURE</b>  \$15 per subpoena  Fee is set by the Courts.			
<b>REVENUE AND COST COMPARISON</b>			
<b>UNIT REVENUE:</b>	<b>\$15.00</b>	<b>TOTAL REVENUE:</b>	<b>\$1,095</b>
<b>UNIT COST:</b>	<b>\$30.63</b>	<b>TOTAL COST:</b>	<b>\$2,236</b>
<b>UNIT PROFIT (SUBSIDY):</b>	<b>\$(15.63)</b>	<b>TOTAL PROFIT (SUBSIDY):</b>	<b>\$(1,141)</b>
<b>TOTAL UNITS:</b>	<b>73</b>	<b>PCT. COST RECOVERY:</b>	<b>48.97%</b>
<b>SUGGESTED FEE FOR COST RECOVERY OF: 100%</b>  \$15 per subpoena  Fee is set by the Courts.			

**CITY OF WEST COVINA  
COST DETAIL WORKSHEET  
FY 2022-23**

<b>SERVICE</b> <b>SUBPOENA FOR DOCUMENTS</b>					<b>REFERENCE NO.</b> <b>S-235</b>		
<b>NOTE</b> Unit Costs are an Average of Total Units					<b>TOTAL UNITS</b> <b>73</b>		
<u>DEPARTMENT</u>	<u>POSITION</u>	<u>TYPE</u>	<u>UNIT TIME</u>	<u>UNIT COST</u>	<u>ANN. UNITS</u>	<u>TOTAL COST</u>	
CITY CLERK	DEPUTY CITY CLERK		0.50	\$30.63	73	\$2,236	
		TYPE SUBTOTAL	0.50	\$30.63		\$2,236	
<b>TOTALS</b>			<b>0.50</b>	<b>\$30.63</b>		<b>\$2,236</b>	

**CITY OF WEST COVINA  
REVENUE AND COST SUMMARY WORKSHEET  
FY 2022-23**

<b>SERVICE</b> <b>SUBPOENA FOR WITNESSES</b>		<b>REFERENCE NO.</b> <b>S-236</b>	
<b>PRIMARY DEPARTMENT</b> VARIOUS	<b>UNIT OF SERVICE</b> PERSON	<b>SERVICE RECIPIENT</b>	
<b>DESCRIPTION OF SERVICE</b>  Providing City staff as court witnesses.			
<b>CURRENT FEE STRUCTURE</b>  \$275 per person  Fee is set by the Courts.			
<b>REVENUE AND COST COMPARISON</b>			
<b>UNIT REVENUE:</b>	<b>\$275.00</b>	<b>TOTAL REVENUE:</b>	<b>\$3,575</b>
<b>UNIT COST:</b>	<b>\$488.69</b>	<b>TOTAL COST:</b>	<b>\$6,353</b>
<b>UNIT PROFIT (SUBSIDY):</b>	<b>\$(213.69)</b>	<b>TOTAL PROFIT (SUBSIDY):</b>	<b>\$(2,778)</b>
<b>TOTAL UNITS:</b>	<b>13</b>	<b>PCT. COST RECOVERY:</b>	<b>56.27%</b>
<b>SUGGESTED FEE FOR COST RECOVERY OF: 100%</b>  \$275 per person  Fee is set by the Courts.			



**CITY OF WEST COVINA  
COST DETAIL WORKSHEET  
FY 2022-23**

<b>SERVICE</b> <b>SUBPOENA FOR WITNESSES</b>					<b>REFERENCE NO.</b> <b>S-236</b>		
<b>NOTE</b> Unit Costs are an Average of Total Units					<b>TOTAL UNITS</b> <b>13</b>		
<u>DEPARTMENT</u>	<u>POSITION</u>	<u>TYPE</u>	<u>UNIT TIME</u>	<u>UNIT COST</u>	<u>ANN. UNITS</u>	<u>TOTAL COST</u>	
CITY CLERK	ASST CITY CLERK		4.00	\$488.68	13	\$6,353	
		TYPE SUBTOTAL	4.00	\$488.68		\$6,353	
<b>TOTALS</b>			<b>4.00</b>	<b>\$488.69</b>		<b>\$6,353</b>	

**CITY OF WEST COVINA  
REVENUE AND COST SUMMARY WORKSHEET  
FY 2022-23**

<b>SERVICE</b> <b>NOTARY PUBLIC SERVICES</b>		<b>REFERENCE NO.</b> <b>S-237</b>	
<b>PRIMARY DEPARTMENT</b> VARIOUS	<b>UNIT OF SERVICE</b> SIGNATURE	<b>SERVICE RECIPIENT</b>	
<b>DESCRIPTION OF SERVICE</b>  Providing Notary Public services to the public.			
<b>CURRENT FEE STRUCTURE</b>  \$15 per signature  Fees are set by the State.			
<b><u>REVENUE AND COST COMPARISON</u></b>			
<b>UNIT REVENUE:</b>	<b>\$0.00</b>	<b>TOTAL REVENUE:</b>	<b>\$0</b>
<b>UNIT COST:</b>	<b>\$0.00</b>	<b>TOTAL COST:</b>	<b>\$0</b>
<b>UNIT PROFIT (SUBSIDY):</b>	<b>\$0.00</b>	<b>TOTAL PROFIT (SUBSIDY):</b>	<b>\$0</b>
<b>TOTAL UNITS:</b>	<b>1</b>	<b>PCT. COST RECOVERY:</b>	<b>0.00%</b>
<b>SUGGESTED FEE FOR COST RECOVERY OF: 100%</b>  \$15 per signature  Fees are set by the State.			

**CITY OF WEST COVINA  
COST DETAIL WORKSHEET  
FY 2022-23**

<b>SERVICE</b> <b>NOTARY PUBLIC SERVICES</b>					<b>REFERENCE NO.</b> <b>S-237</b>		
<b>NOTE</b> Unit Costs are an Average of Total Units					<b>TOTAL UNITS</b> <b>1</b>		
<u>DEPARTMENT</u>	<u>POSITION</u>	<u>TYPE</u>	<u>UNIT TIME</u>	<u>UNIT COST</u>	<u>ANN. UNITS</u>	<u>TOTAL COST</u>	
			0.00	\$0.00	0	\$0	
		<b>TYPE SUBTOTAL</b>	<b>0.00</b>	<b>\$0.00</b>		<b>\$0</b>	
		<b>TOTALS</b>	<b>0.00</b>	<b>\$0.00</b>		<b>\$0</b>	

**CITY OF WEST COVINA  
REVENUE AND COST SUMMARY WORKSHEET  
FY 2022-23**

<b>SERVICE</b> <b>LIFE VERIFICATION</b>		<b>REFERENCE NO.</b> <b>S-238</b>	
<b>PRIMARY DEPARTMENT</b> CITY CLERK	<b>UNIT OF SERVICE</b> VERIFICATION	<b>SERVICE RECIPIENT</b>	
<b>DESCRIPTION OF SERVICE</b>  Review of life verifications for residents receiving foreign pensions.			
<b>CURRENT FEE STRUCTURE</b>  Resident - \$25 per verification Non-Resident - \$50 per verification			
<b>REVENUE AND COST COMPARISON</b>			
<b>UNIT REVENUE:</b>	<b>\$25.00</b>	<b>TOTAL REVENUE:</b>	<b>\$75</b>
<b>UNIT COST:</b>	<b>\$20.33</b>	<b>TOTAL COST:</b>	<b>\$61</b>
<b>UNIT PROFIT (SUBSIDY):</b>	<b>\$4.67</b>	<b>TOTAL PROFIT (SUBSIDY):</b>	<b>\$14</b>
<b>TOTAL UNITS:</b>	<b>3</b>	<b>PCT. COST RECOVERY:</b>	<b>122.95%</b>
<b>SUGGESTED FEE FOR COST RECOVERY OF: 100%</b>  \$20 per verification			

**CITY OF WEST COVINA  
COST DETAIL WORKSHEET  
FY 2022-23**

<b>SERVICE</b> <b>LIFE VERIFICATION</b>				<b>REFERENCE NO.</b> <b>S-238</b>		
<b>NOTE</b> Unit Costs are an Average of Total Units				<b>TOTAL UNITS</b> <b>3</b>		
<u>DEPARTMENT</u>	<u>POSITION</u>	<u>TYPE</u>	<u>UNIT TIME</u>	<u>UNIT COST</u>	<u>ANN. UNITS</u>	<u>TOTAL COST</u>
CITY CLERK	DEPUTY CITY CLERK		0.33	\$20.22	3	\$61
		TYPE SUBTOTAL	0.33	\$20.22		\$61
<b>TOTALS</b>			<b>0.33</b>	<b>\$20.33</b>		<b>\$61</b>

**THIS PAGE INTENTIONALLY BLANK**

## **APPENDIX C – SUMMARY OF RECREATION SERVICES**

**CITY OF WEST COVINA  
SUMMARY OF COMMUNITY SERVICES  
FISCAL YEAR 2022-23**

REF #	SERVICE	DIRECT COSTS			REVENUES	DIRECT COST RECOVERY
		PROGRAM COST	FULL TIME COST	TOTAL		
S-215	DAYCARE & PRESCHOOL PROGRAMS	\$509,190	\$56,113	\$565,303	\$445,300	78.8%
S-216	RECREATION CONTRACT CLASSES	\$268,436	\$6,819	\$275,255	\$195,200	70.9%
S-217	SENIOR CLASSES	\$41,085	\$3,658	\$44,743	\$24,100	53.9%
S-218	EXCURSION PROGRAM	\$15,000	\$9,202	\$24,202	\$24,600	101.6%
S-219	SENIOR MEAL PROGRAM	\$138,901	\$117,417	\$256,318	\$202,000	78.8%
S-220	SENIOR CENTER SERVICES	\$63,257	\$20,175	\$83,432	\$0	0.0%
S-221	SUMMER FIELD TRIPS	\$4,875	\$10,161	\$15,036	\$0	0.0%
S-222	CITY SPECIAL EVENTS	\$128,102	\$60,846	\$188,948	\$3,600	1.9%
S-223	SPORTSPLEX	\$764,744	\$8,701	\$773,444	\$413,830	53.5%
S-225	FACILITY OPERATIONS & PROGRAMMING	\$210,236	\$46,988	\$257,224	\$0	0.0%
S-226	PASSPORT SERVICES	\$0	\$29,613	\$29,613	\$12,800	43.2%
		\$2,143,826	\$369,692	\$2,513,518	\$1,321,430	52.6%

**RENTALS**

		DIRECT COSTS			REVENUES	DIRECT COST RECOVERY
		PROGRAM COST	FULL TIME COST	TOTAL		
S-224	FACILITY & PARK SHELTER RENTAL	\$203,243	\$87,178	\$290,421	\$372,400	128.2%
		\$203,243	\$87,178	\$290,421	\$372,400	128.2%

**INDIRECT COSTS**

		COSTS	COST RECOVERY
T-995	RECREATION FACILITY EXPENSES	\$489,928	51.42%
	CITY/DEPARTMENT OVERHEAD	\$1,479,182	35.49%

PROGRAM COSTS ARE PART TIME COSTS (INCLUDING BENEFITS) AND DIRECT OPERATING EXPENSES  
FULL TIME COSTS ARE SALARIES, BENEFITS, AND OTHER OPERATING EXPENSES



## Contact Information

---



Eric Johnson  
President  
Tel 714-992-9027  
eric@revenuecost.com



Chu Thai  
Partner  
Tel 714-992-9024  
chu@revenuecost.com

## Company Information

---



Revenue & Cost Specialists  
1519 E Chapman Ave, Ste C  
Fullerton, CA 92831  
Tel (714) 992-9020  
www.revenuecost.com