







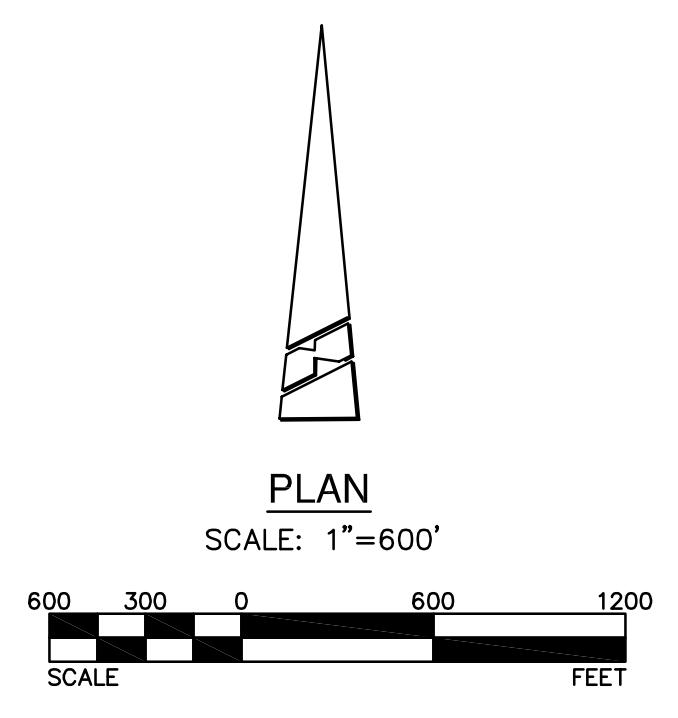


- LEGEND:**
-  EXISTING CSD TRUNK SEWERS
 -  SANITARY SEWER PIPE
 -  0.85 < d/D
 -  0.64 < d/D < 0.85
 -  0.50 < d/D < 0.64
 -  CITY BOUNDARY
 -  SEWER DRAINAGE AREA BORDER
 -  SEWER MAINTENANCE ZONE



SEE EXHIBIT B

APPENDIX L:
**SEWER SYSTEM
 CAPACITY ANALYSIS
 DEFICIENT PIPES
 EXHIBIT A**



2401 E. Katella Avenue, Suite 450
 Anaheim, CA 92806
 (714)978-8200 fax (714)978-8299

SEE EXHIBIT C

11/15/2018 10:30 AM C:\Users\jw\Documents\Projects\2018\Appendix L - Sewer System Capacity Analysis - Deficient Pipes - Exhibit A.dwg
 Project: 18-001